



## ***Modular Program Report***

The following report(s) provides findings from an FDA-initiated query using its Mini-Sentinel pilot. While Mini-Sentinel queries may be undertaken to assess potential medical product safety risks, they may also be initiated for various other reasons. Some examples include determining a rate or count of an identified health outcome of interest, examining medical product use, exploring the feasibility of future, more detailed analyses within Mini-Sentinel, and seeking to better understand the capabilities of the Mini-Sentinel pilot.

Data obtained through Mini-Sentinel are intended to complement other types of evidence such as preclinical studies, clinical trials, postmarket studies, and adverse event reports, all of which are used by FDA to inform regulatory decisions regarding medical product safety. The information contained in this report is provided as part of FDA's commitment to place knowledge acquired from the Mini-Sentinel pilot in the public domain as soon as possible. Any public health actions taken by FDA regarding products involved in Mini-Sentinel queries will continue to be communicated through existing channels.

FDA wants to emphasize that the fact that FDA has initiated a query involving a medical product and is reporting findings related to that query does not mean that FDA is suggesting health care practitioners should change their prescribing practices for the medical product or that patients taking the medical product should stop using it. Patients who have questions about the use of an identified medical product should contact their health care practitioners.

The following report contains a description of the request, request specifications, and results from the modular program run(s).

If you are using a web page screen reader and are unable to access this document, please contact the Mini-Sentinel Operations Center for assistance at [info@mini-sentinel.org](mailto:info@mini-sentinel.org).

**Overview**

**Request Description** FDA requested use of the Cohort Identification and Descriptive Analysis (CIDA) Tool to investigate alendronate episodes, risedronate episodes, and ibandronate episodes and subsequent events, including fracture of interest, esophageal cancer, hip fracture, non-vertebral fracture, or osteonecrosis of the jaw in the Mini-Sentinel Distributed Database. Please see Appendix A for a list of ICD-9-CM diagnosis codes used for fracture of interest, esophageal cancer, hip fracture, non-vertebral fracture, and osteonecrosis of the jaw. Two runs of the CIDA tool were required. The time window for this request was January 1, 2006 to December 31, 2013. The package was distributed to three Data Partners on December 5, 2014 and one Data Partner on January 7, 2015; this report contains information from four Data Partners. Please see the Specifications tab for more details on each scenario.

**Important Notes**

(1) When interpreting changes in raw counts of drug product users over time, it is important to understand the way in which the Mini-Sentinel Distributed Database (MSDD) population is constructed. For example, one large data partner has data beginning in mid-2007, while two other large data partners have data beginning in January of 2008. Increases in the raw numbers of drug product users in these years are likely due to the introduction of these data partners. Moreover, each Data Partner's data ends on a different date. Thus, year-to-year changes should not be interpreted as trends in drug products.

(2) This request contains multiple scenarios where we vary the minimum episode duration and the exposure extension period (see the glossary tab for definitions of these terms). Please note that the exposure extension period is taken into consideration before the minimum episode duration is taken into consideration. For example, if we are looking at multiple scenarios, all with a minimum episode duration of 365 days, but with varying exposure extension periods, we will see more drug product users as the exposure extension period increases. The exposure extension period includes time not exposed to the drug as part of the exposure episode.

**Request ID** to16\_cap\_mpl1r\_wp013\_nsd\_p\_v01

**Requester** Mini-Sentinel's Randomization Workgroup

**Specifications** Program Parameter Inputs and Scenarios.

**Glossary** List of Terms found in this Report and their Definitions.

**Table 1A** Table displaying the Number of Users, Dispensings, Days Supplied, Amount Supplied, Years at Risk, Episodes w/ Events, Eligible Members, Member-Years, Users/1K Eligible Members, Days Supplied/User, Dispensings/User, Days Supplied/Dispensing, and Episodes w/ Events/10K Years at Risk, per User by Drug Use for Alendronate.

**Table 1B** Table displaying the Number of Users, Dispensings, Days Supplied, Amount Supplied, Years at Risk, Episodes w/ Events, Eligible Members, Member-Years, Users/1K Eligible Members, Days Supplied/User, Dispensings/User, Days Supplied/Dispensing, and Episodes w/ Events/10K Years at Risk, per User by Drug Use for Risedronate.

**Table 1C** Table displaying the Number of Users, Dispensings, Days Supplied, Amount Supplied, Years at Risk, Episodes w/ Events, Eligible Members, Member-Years, Users/1K Eligible Members, Days Supplied/User, Dispensings/User, Days Supplied/Dispensing, and Episodes w/ Events/10K Years at Risk, per User by Drug Use for Ibandronate.

**Table 2A** Table displaying the Number of Users, Dispensings, Days Supplied, Amount Supplied, Years at Risk, Episodes w/ Events, Eligible Members, Member-Years, Users/1K Eligible Members, Days Supplied/User, Dispensings/User, Days Supplied/Dispensing, and Episodes w/ Events/10K Years at Risk, per User by Drug Use and Age Group for Alendronate.

**Table 2B** Table displaying the Number of Users, Dispensings, Days Supplied, Amount Supplied, Years at Risk, Episodes w/ Events, Eligible Members, Member-Years, Users/1K Eligible Members, Days Supplied/User, Dispensings/User, Days Supplied/Dispensing, and Episodes w/ Events/10K Years at Risk, per User by Drug Use and Age Group for Risedronate.

**Table 2C** Table displaying the Number of Users, Dispensings, Days Supplied, Amount Supplied, Years at Risk, Episodes w/ Events, Eligible Members, Member-Years, Users/1K Eligible Members, Days Supplied/User, Dispensings/User, Days Supplied/Dispensing, and Episodes w/ Events/10K Years at Risk, per User by Drug Use and Age Group for Ibandronate.

**Table 3A** Table displaying the Number of Users, Dispensings, Days Supplied, Amount Supplied, Years at Risk, Episodes w/ Events, Eligible Members, Member-Years, Users/1K Eligible Members, Days Supplied/User, Dispensings/User, Days Supplied/Dispensing, and Episodes w/ Events/10K Years at Risk, per User by Drug Use and Sex for Alendronate.

**Table 3B** Table displaying the Number of Users, Dispensings, Days Supplied, Amount Supplied, Years at Risk, Episodes w/ Events, Eligible Members, Member-Years, Users/1K Eligible Members, Days Supplied/User, Dispensings/User, Days Supplied/Dispensing, and Episodes w/ Events/10K Years at Risk, per User by Drug Use and Sex for Risedronate.

**Table 3C** Table displaying the Number of Users, Dispensings, Days Supplied, Amount Supplied, Years at Risk, Episodes w/ Events, Eligible Members, Member-Years, Users/1K Eligible Members, Days Supplied/User, Dispensings/User, Days Supplied/Dispensing, and Episodes w/ Events/10K Years at Risk, per User by Drug Use and Sex for Ibandronate.

**Table 4A** Table displaying the Number of Users, Dispensings, Days Supplied, Amount Supplied, Days at Risk, Episodes w/ Events, Eligible Members, Member-Years, Users/1K Eligible Members, Days Supplied/User, Dispensings/User, Days Supplied/Dispensing, and Episodes w/ Events/10K Days at Risk, per User by Drug Use and Year-Month for Alendronate.

**Charts 4A** Chart displaying the Number of Users by Drug Use and Year-Month for Alendronate.

**Table 4B** Table displaying the Number of Users, Dispensings, Days Supplied, Amount Supplied, Days at Risk, Episodes w/ Events, Eligible Members, Member-Years, Users/1K Eligible Members, Days Supplied/User, Dispensings/User, Days Supplied/Dispensing, and Episodes w/ Events/10K Days at Risk, per User by Drug Use and Year-Month for Risedronate.

**Charts 4B** Chart displaying the Number of Users by Drug Use and Year-Month for Risedronate.

**Table 4C** Table displaying the Number of Users, Dispensings, Days Supplied, Amount Supplied, Days at Risk, Episodes w/ Events, Eligible Members, Member-Years, Users/1K Eligible Members, Days Supplied/User, Dispensings/User, Days Supplied/Dispensing, and Episodes w/ Events/10K Days at Risk, per User by Drug Use and Year-Month for Ibandronate.

**Charts 4C** Chart displaying the Number of Users by Drug Use and Year-Month for Ibandronate.

**Table 5** Attrition Table by Scenario and Exclusion.

**Appendix A** List of ICD-9-CM Diagnosis Codes used for Fracture of Interest, Esophageal Cancer, Hip Fracture, Non-vertebral Fracture, and Osteonecrosis of the Jaw included in this Request.

**Notes:** Please contact the Mini-Sentinel Operations Center (MSOC\_Requests@harvardpilgrim.org) for questions and to provide comments/suggestions for future enhancements to this document.

**to16\_cap\_mpl1r\_wp013\_nsdv01 specifications**

The Randomization Workgroup requested use of the Level 1 CIDA Tool to investigate alendronate episodes, risedronate episodes, and ibandronate episodes and subsequent events (fracture of interest, esophageal cancer, hip fracture, non-vertebral fracture, or osteonecrosis of the jaw) in the Mini-Sentinel Distributed Database. Seventy-eight scenarios were examined with different exposures, events, minimum episode durations, and exposure extension periods. Please see below for more detail on each scenario.

Enrollment Gap 45 days  
 Age Groups 45-49, 50-54, 55-59, 60-64, 65-74, 75-79, 80-84, 85-89, 90+  
 Query Period 1/1/2006 - 12/31/2013  
 Coverage Requirement Medical and Drug Coverage  
 Enrollment Requirement 1 day

Scenario	Drug/Exposure								Event/Outcome				
	Incident exposure	Incident w/ respect to:	Washout (days)	Cohort Definition	Episode Gap	Exposure Extension Period	Min Episode Duration	Min Days Supplied	Event/Outcome	Care Setting/Principle Diagnosis Indicator	Incident w/ respect to:	Washout (days)	Blackout Period
1	Alendronate	Alendronate	0	01	30	0	1	1	Fracture of interest	Any	Fracture of interest	90	0
2	Alendronate	Alendronate	0	01	30	0	365	1	Fracture of interest	Any	Fracture of interest	90	0
3	Alendronate	Alendronate	0	01	30	0	730	1	Fracture of interest	Any	Fracture of interest	90	0
4	Alendronate	Alendronate	0	01	30	0	1096	1	Fracture of interest	Any	Fracture of interest	90	0
5	Alendronate	Alendronate	0	01	30	0	1461	1	Fracture of interest	Any	Fracture of interest	90	0
6	Alendronate	Alendronate	0	01	30	0	1826	1	Fracture of interest	Any	Fracture of interest	90	0
7	Alendronate	Alendronate	0	01	30	183	1	1	Fracture of interest	Any	Fracture of interest	90	0
8	Alendronate	Alendronate	0	01	30	183	730	1	Fracture of interest	Any	Fracture of interest	90	0
9	Alendronate	Alendronate	0	01	30	183	1461	1	Fracture of interest	Any	Fracture of interest	90	0
10	Alendronate	Alendronate	0	01	30	365	1	1	Fracture of interest	Any	Fracture of interest	90	0
11	Alendronate	Alendronate	0	01	30	365	730	1	Fracture of interest	Any	Fracture of interest	90	0
12	Alendronate	Alendronate	0	01	30	365	1461	1	Fracture of interest	Any	Fracture of interest	90	0
13	Alendronate	Alendronate	0	01	30	0	1	1	Esophageal cancer	Any	Esophageal cancer	90	0
14	Alendronate	Alendronate	0	01	30	0	365	1	Esophageal cancer	Any	Esophageal cancer	90	0
15	Alendronate	Alendronate	0	01	30	0	730	1	Esophageal cancer	Any	Esophageal cancer	90	0
16	Alendronate	Alendronate	0	01	30	0	1096	1	Esophageal cancer	Any	Esophageal cancer	90	0
17	Alendronate	Alendronate	0	01	30	0	1461	1	Esophageal cancer	Any	Esophageal cancer	90	0
18	Alendronate	Alendronate	0	01	30	0	1826	1	Esophageal cancer	Any	Esophageal cancer	90	0
19	Alendronate	Alendronate	0	01	30	183	1	1	Esophageal cancer	Any	Esophageal cancer	90	0
20	Alendronate	Alendronate	0	01	30	183	730	1	Esophageal cancer	Any	Esophageal cancer	90	0
21	Alendronate	Alendronate	0	01	30	183	1461	1	Esophageal cancer	Any	Esophageal cancer	90	0
22	Alendronate	Alendronate	0	01	30	365	1	1	Esophageal cancer	Any	Esophageal cancer	90	0
23	Alendronate	Alendronate	0	01	30	365	730	1	Esophageal cancer	Any	Esophageal cancer	90	0
24	Alendronate	Alendronate	0	01	30	365	1461	1	Esophageal cancer	Any	Esophageal cancer	90	0
25	Alendronate	Alendronate	0	01	30	0	1	1	Hip fracture	Any	Hip fracture	90	0
26	Alendronate	Alendronate	0	01	30	0	365	1	Hip fracture	Any	Hip fracture	90	0
27	Alendronate	Alendronate	0	01	30	0	730	1	Hip fracture	Any	Hip fracture	90	0
28	Alendronate	Alendronate	0	01	30	0	1096	1	Hip fracture	Any	Hip fracture	90	0
29	Alendronate	Alendronate	0	01	30	0	1461	1	Hip fracture	Any	Hip fracture	90	0
30	Alendronate	Alendronate	0	01	30	0	1826	1	Hip fracture	Any	Hip fracture	90	0
31	Alendronate	Alendronate	0	01	30	183	1	1	Hip fracture	Any	Hip fracture	90	0
32	Alendronate	Alendronate	0	01	30	183	730	1	Hip fracture	Any	Hip fracture	90	0
33	Alendronate	Alendronate	0	01	30	183	1461	1	Hip fracture	Any	Hip fracture	90	0
34	Alendronate	Alendronate	0	01	30	365	1	1	Hip fracture	Any	Hip fracture	90	0
35	Alendronate	Alendronate	0	01	30	365	730	1	Hip fracture	Any	Hip fracture	90	0

36	Alendronate	Alendronate	0	01	30	365	1461	1	Hip fracture	Any	Hip fracture	90	0
37	Alendronate	Alendronate	0	01	30	0	1	1	Non-vertebral fracture	Any	Non-vertebral fracture	90	0
38	Alendronate	Alendronate	0	01	30	0	365	1	Non-vertebral fracture	Any	Non-vertebral fracture	90	0
39	Alendronate	Alendronate	0	01	30	0	730	1	Non-vertebral fracture	Any	Non-vertebral fracture	90	0
40	Alendronate	Alendronate	0	01	30	0	1096	1	Non-vertebral fracture	Any	Non-vertebral fracture	90	0
41	Alendronate	Alendronate	0	01	30	0	1461	1	Non-vertebral fracture	Any	Non-vertebral fracture	90	0
42	Alendronate	Alendronate	0	01	30	0	1826	1	Non-vertebral fracture	Any	Non-vertebral fracture	90	0
43	Alendronate	Alendronate	0	01	30	183	1	1	Non-vertebral fracture	Any	Non-vertebral fracture	90	0
44	Alendronate	Alendronate	0	01	30	183	730	1	Non-vertebral fracture	Any	Non-vertebral fracture	90	0
45	Alendronate	Alendronate	0	01	30	183	1461	1	Non-vertebral fracture	Any	Non-vertebral fracture	90	0
46	Alendronate	Alendronate	0	01	30	365	1	1	Non-vertebral fracture	Any	Non-vertebral fracture	90	0
47	Alendronate	Alendronate	0	01	30	365	730	1	Non-vertebral fracture	Any	Non-vertebral fracture	90	0
48	Alendronate	Alendronate	0	01	30	365	1461	1	Non-vertebral fracture	Any	Non-vertebral fracture	90	0
49	Alendronate	Alendronate	0	01	30	0	1	1	Osteonecrosis of the jaw	Any	Osteonecrosis of the jaw	90	0
50	Alendronate	Alendronate	0	01	30	0	365	1	Osteonecrosis of the jaw	Any	Osteonecrosis of the jaw	90	0
51	Alendronate	Alendronate	0	01	30	0	730	1	Osteonecrosis of the jaw	Any	Osteonecrosis of the jaw	90	0

## Glossary of Terms in CIDA\*

**Amount Supplied** - number of units (pills, tablets, vials) dispensed. Net amount per NDC per dispensing. This is equivalent to the "RxAmt" value in the MSCDM.

**Blackout Period** - number of days at the beginning of a treatment episode that events are to be ignored. If an event occurs during the blackout period, the episode is excluded.

**Care Setting** - type of medical encounter or facility where the exposure, event, or condition code was recorded. Possible care settings include: Inpatient Hospital Stay (IP), Non-Acute Institutional Stay (IS), Emergency Department (ED), Ambulatory Visit (AV), and Other Ambulatory Visit (OA). For laboratory results, possible care settings include: Emergency department (E), Home (H), Inpatient (I), Outpatient (O), or Unknown or missing (U)

**Cohort Definition (drug/exposure)**- Indicates how the cohort will be defined: (1) 01: Cohort includes only the first valid incident treatment episode during the query period; (2) 02: Cohort includes all valid incident treatment episodes during the query period; (3) 03: Cohort includes all valid incident treatment episodes during the query period until an event occurs

**Days Supplied** - number of days supplied for all dispensings in qualifying treatment episodes.

**Years at Risk** - number of days supplied plus any episode gaps and exposure extension periods all divided by 365.25.

**Enrollment Gap** - number of days allowed between two consecutive enrollment periods without breaking a "continuously enrolled" sequence.

**Episode Gap** - number of days allowed between two (or more) consecutive exposures (dispensings/procedures) to be considered the same treatment episode.

**Event Deduplication** - specifies how events are counted by the MP algorithm: (0) 0: Counts all occurrences of and HOI during an exposure episode; (1) 1: de-duplicates occurrences of the same HOI code and code type on the same day; (3) 3: de-duplicates occurrences of the same HOI group on the same day (eg. de-duplicates at the group level)

**Exposure Extension Period** - number of days post treatment period in which the outcomes/events are counted for a treatment episode.

**Exposure Episode Length** - number of days after exposure initiation that is considered "exposed time".

**Lookback Period (pre-existing condition)** - number of days wherein a member is required to have evidence of pre-existing condition (diagnosis/procedure/drug dispensing).

**Minimum Days Supplied** - specifies a minimum number of days in length of the days supplied for the episode to be considered

**Minimum Episode Duration** - specifies a minimum number of days in length of the episode for it to be considered

**New Episodes** - new treatment episodes; length of episode is determined by days supplied in one dispensing (or consecutive dispensings bridged by the episode gap).

**New Users** - number of members with incident exposure during the query period. Member must have no evidence of exposure (s) of interest (defined by incidence criteria) in the prior washout period. A user may only be counted once in a query period.

**Query Period** - period in which the modular program looks for exposures and outcomes of interest.

**Treatment Episode Truncation Indicator** - indicates whether observation of the incident query code during follow-up requires truncation of valid treatment episodes. A value of Y indicates that the treatment episodes should be truncated at the first occurrence of an incident query code. A value of N indicates that the treatment episodes should not be truncated at the occurrence of the incident query code.

**Washout Period (drug/exposure)\*\*** - number of days a user is required to have no evidence of prior exposure (drug/procedure) and continuous drug and medical coverage prior to an incident treatment episode.

**Washout Period (event/outcome)\*\*** - number of days a user is required to have no evidence of a prior event (procedure/diagnosis) and continuous drug and medical coverage prior to an incident treatment episode.

\*all terms may not be used in this report

\*\*incident treatment episodes must be incident to both the exposure and the event

**Table 1A: Summary of Alendronate Use and Subsequent Events in the MSDD between January 1, 2006 and December 31, 2013, by Drug Use**

	Users	Dispensings	Days Supplied	Amount Supplied	Years at Risk	Episodes w/ Events	Eligible Members	Member- Years	Users / 1K Eligible Members	Days Supplied/ User	Dispensings / User	Days Supplied/ Dispensing	Episodes w/ Events / 10K Years at Risk
<b>Alendronate and Fracture of Interest; Exposure Extension Period= 0; Minimum Episode Duration=1</b>													
	658,591	3,996,473	162,109,037	26,722,813	470,348.0	1,928	24,145,715	62,084,412.9	27.28	246.15	6.07	40.56	40.99
<b>Alendronate and Fracture of Interest; Exposure Extension Period= 0; Minimum Episode Duration=365</b>													
	193,830	3,362,466	139,019,564	22,384,571	403,652.0	1,272	17,287,300	43,780,770.6	11.21	717.22	17.35	41.34	31.51
<b>Alendronate and Fracture of Interest; Exposure Extension Period= 0; Minimum Episode Duration=730</b>													
	80,808	2,099,694	87,370,375	13,819,905	251,047.0	699	12,030,801	29,135,509.8	6.72	1,081.21	25.98	41.61	27.84
<b>Alendronate and Fracture of Interest; Exposure Extension Period= 0; Minimum Episode Duration=1096</b>													
	34,672	1,176,119	49,076,756	7,671,708	140,020.1	339	8,306,351	18,986,053.0	4.17	1,415.46	33.92	41.73	24.21
<b>Alendronate and Fracture of Interest; Exposure Extension Period= 0; Minimum Episode Duration=1461</b>													
	14,589	603,724	25,131,622	3,934,272	71,327.7	142	5,914,639	11,913,964.4	2.47	1,722.64	41.38	41.63	19.91
<b>Alendronate and Fracture of Interest; Exposure Extension Period= 0; Minimum Episode Duration=1826</b>													
	5,325	257,858	10,708,110	1,672,368	30,245.0	52	4,282,101	6,869,177.0	1.24	2,010.91	48.42	41.53	17.19
<b>Alendronate and Fracture of Interest; Exposure Extension Period=183; Minimum Episode Duration=1</b>													
	658,591	3,996,473	162,109,037	26,722,813	647,662.5	2,924	24,145,715	62,084,412.9	27.28	246.15	6.07	40.56	45.15
<b>Alendronate and Fracture of Interest; Exposure Extension Period=183; Minimum Episode Duration=730</b>													
	99,228	2,360,835	98,370,169	15,673,443	308,053.1	1,004	12,030,801	29,095,417.6	8.25	991.35	23.79	41.67	32.59
<b>Alendronate and Fracture of Interest; Exposure Extension Period=183; Minimum Episode Duration=1461</b>													
	17,928	707,503	29,509,623	4,614,425	87,914.3	199	5,914,639	11,908,719.8	3.03	1,646.01	39.46	41.71	22.64
<b>Alendronate and Fracture of Interest; Exposure Extension Period=365; Minimum Episode Duration=1</b>													
	658,591	3,996,473	162,109,037	26,722,813	752,490.3	3,376	24,145,715	62,084,412.9	27.28	246.15	6.07	40.56	44.86
<b>Alendronate and Fracture of Interest; Exposure Extension Period=365; Minimum Episode Duration=730</b>													
	118,837	2,556,359	106,470,653	17,085,409	367,557.0	1,272	12,030,801	29,055,427.3	9.88	895.94	21.51	41.65	34.61
<b>Alendronate and Fracture of Interest; Exposure Extension Period=365; Minimum Episode Duration=1461</b>													
	21,264	795,922	33,268,894	5,217,433	104,650.1	261	5,914,639	11,903,741.2	3.60	1,564.56	37.43	41.80	24.94
<b>Alendronate and Esophageal Cancer; Exposure Extension Period= 0; Minimum Episode Duration=1</b>													
	660,568	4,010,941	162,634,262	26,808,225	472,824.7	167	24,144,646	62,092,143.3	27.36	246.20	6.07	40.55	3.53
<b>Alendronate and Esophageal Cancer; Exposure Extension Period= 0; Minimum Episode Duration=365</b>													
	194,590	3,377,034	139,562,773	22,466,697	406,272.5	99	17,287,075	43,790,224.8	11.26	717.21	17.35	41.33	2.44
<b>Alendronate and Esophageal Cancer; Exposure Extension Period= 0; Minimum Episode Duration=730</b>													
	81,158	2,109,195	87,736,330	13,875,570	252,887.9	53	12,030,827	29,142,972.7	6.75	1,081.06	25.99	41.60	2.10
<b>Alendronate and Esophageal Cancer; Exposure Extension Period= 0; Minimum Episode Duration=1096</b>													



**Table 1A: Summary of Alendronate Use and Subsequent Events in the MSDD between January 1, 2006 and December 31, 2013, by Drug Use**

Users	Dispensings	Days Supplied	Amount Supplied	Years at Risk	Episodes w/ Events	Eligible Members	Member- Years	Users / 1K Eligible Members	Days Supplied/ User	Dispensings / User	Days Supplied/ Dispensing	Episodes w/ Events / 10K Years at Risk
34,816	1,181,144	49,272,438	7,700,387	141,043.6	34	8,306,403	18,991,136.2	4.19	1,415.22	33.93	41.72	2.41
<b>Alendronate and Esophageal Cancer; Exposure Extension Period= 0; Minimum Episode Duration=1461</b>												
14,641	606,112	25,219,360	3,946,705	71,818.4	14	5,914,676	11,917,162.3	2.48	1,722.52	41.40	41.61	1.95
<b>Alendronate and Esophageal Cancer; Exposure Extension Period= 0; Minimum Episode Duration=1826</b>												
5,342	258,663	10,741,713	1,677,134	30,467.1	8	4,282,120	6,870,949.7	1.25	2,010.80	48.42	41.53	2.63
<b>Alendronate and Esophageal Cancer; Exposure Extension Period=183; Minimum Episode Duration=1</b>												
660,568	4,010,941	162,634,262	26,808,225	651,327.0	250	24,144,646	62,092,143.3	27.36	246.20	6.07	40.55	3.84
<b>Alendronate and Esophageal Cancer; Exposure Extension Period=183; Minimum Episode Duration=730</b>												
99,652	2,371,566	98,781,071	15,735,457	310,440.9	70	12,030,827	29,102,667.6	8.28	991.26	23.80	41.65	2.25
<b>Alendronate and Esophageal Cancer; Exposure Extension Period=183; Minimum Episode Duration=1461</b>												
17,993	710,305	29,614,488	4,629,266	88,542.6	20	5,914,676	11,911,902.7	3.04	1,645.89	39.48	41.69	2.26
<b>Alendronate and Esophageal Cancer; Exposure Extension Period=365; Minimum Episode Duration=1</b>												
660,568	4,010,941	162,634,262	26,808,225	757,030.8	304	24,144,646	62,092,143.3	27.36	246.20	6.07	40.55	4.02
<b>Alendronate and Esophageal Cancer; Exposure Extension Period=365; Minimum Episode Duration=730</b>												
119,350	2,568,054	106,918,653	17,152,761	370,565.3	91	12,030,827	29,062,452.4	9.92	895.84	21.52	41.63	2.46
<b>Alendronate and Esophageal Cancer; Exposure Extension Period=365; Minimum Episode Duration=1461</b>												
21,348	799,256	33,395,011	5,235,305	105,475.8	26	5,914,676	11,906,891.5	3.61	1,564.32	37.44	41.78	2.47
<b>Alendronate and Hip Fracture; Exposure Extension Period= 0; Minimum Episode Duration=1</b>												
655,575	3,974,179	161,311,806	26,584,512	466,785.7	4,282	24,144,099	62,044,662.2	27.15	246.06	6.06	40.59	91.73
<b>Alendronate and Hip Fracture; Exposure Extension Period= 0; Minimum Episode Duration=365</b>												
192,640	3,337,559	138,118,230	22,228,908	399,704.2	2,749	17,286,428	43,751,885.1	11.14	716.98	17.33	41.38	68.78
<b>Alendronate and Hip Fracture; Exposure Extension Period= 0; Minimum Episode Duration=730</b>												
80,222	2,082,462	86,737,793	13,718,463	248,225.9	1,476	12,030,106	29,116,172.3	6.67	1,081.22	25.96	41.65	59.46
<b>Alendronate and Hip Fracture; Exposure Extension Period= 0; Minimum Episode Duration=1096</b>												
34,428	1,166,809	48,733,077	7,620,753	138,385.6	725	8,305,920	18,973,778.4	4.14	1,415.51	33.89	41.77	52.39
<b>Alendronate and Hip Fracture; Exposure Extension Period= 0; Minimum Episode Duration=1461</b>												
14,481	598,913	24,950,087	3,908,420	70,465.4	309	5,914,306	11,906,672.2	2.45	1,722.95	41.36	41.66	43.85
<b>Alendronate and Hip Fracture; Exposure Extension Period= 0; Minimum Episode Duration=1826</b>												
5,294	256,127	10,645,834	1,663,530	29,933.8	107	4,281,911	6,865,230.6	1.24	2,010.92	48.38	41.56	35.75
<b>Alendronate and Hip Fracture; Exposure Extension Period=183; Minimum Episode Duration=1</b>												
655,575	3,974,179	161,311,806	26,584,512	642,491.1	6,344	24,144,099	62,044,662.2	27.15	246.06	6.06	40.59	98.74

**Table 1A: Summary of Alendronate Use and Subsequent Events in the MSDD between January 1, 2006 and December 31, 2013, by Drug Use**

	Users	Dispensings	Days Supplied	Amount Supplied	Years at Risk	Episodes w/ Events	Eligible Members	Member- Years	Users / 1K Eligible Members	Days Supplied/ User	Dispensings / User	Days Supplied/ Dispensing	Episodes w/ Events / 10K Years at Risk
<b>Alendronate and Hip Fracture; Exposure Extension Period=183; Minimum Episode Duration=730</b>													
	98,543	2,341,936	97,678,267	15,562,718	304,575.6	2,064	12,030,106	29,076,331.5	8.19	991.22	23.77	41.71	67.77
<b>Alendronate and Hip Fracture; Exposure Extension Period=183; Minimum Episode Duration=1461</b>													
	17,799	701,955	29,300,426	4,584,667	86,836.9	428	5,914,306	11,901,467.0	3.01	1,646.18	39.44	41.74	49.29
<b>Alendronate and Hip Fracture; Exposure Extension Period=365; Minimum Episode Duration=1</b>													
	655,575	3,974,179	161,311,806	26,584,512	746,162.6	7,335	24,144,099	62,044,662.2	27.15	246.06	6.06	40.59	98.30
<b>Alendronate and Hip Fracture; Exposure Extension Period=365; Minimum Episode Duration=730</b>													
	118,041	2,536,181	105,732,218	16,962,182	363,358.1	2,621	12,030,106	29,036,599.0	9.81	895.72	21.49	41.69	72.13
<b>Alendronate and Hip Fracture; Exposure Extension Period=365; Minimum Episode Duration=1461</b>													
	21,121	789,943	33,043,912	5,184,488	103,375.2	558	5,914,306	11,896,505.5	3.57	1,564.51	37.40	41.83	53.98
<b>Alendronate and Non-vertebral Fracture; Exposure Extension Period= 0; Minimum Episode Duration=1</b>													
	643,930	3,894,891	158,362,331	26,103,061	446,910.4	17,845	24,134,888	61,707,656.1	26.68	245.93	6.05	40.66	399.30
<b>Alendronate and Non-vertebral Fracture; Exposure Extension Period= 0; Minimum Episode Duration=365</b>													
	188,438	3,257,473	135,039,726	21,739,595	378,082.9	12,889	17,279,549	43,503,533.1	10.91	716.63	17.29	41.46	340.90
<b>Alendronate and Non-vertebral Fracture; Exposure Extension Period= 0; Minimum Episode Duration=730</b>													
	78,266	2,028,597	84,641,286	13,396,694	232,360.5	7,347	12,025,287	28,947,786.7	6.51	1,081.46	25.92	41.72	316.19
<b>Alendronate and Non-vertebral Fracture; Exposure Extension Period= 0; Minimum Episode Duration=1096</b>													
	33,573	1,136,757	47,544,810	7,445,443	128,498.5	3,809	8,302,750	18,863,221.9	4.04	1,416.16	33.86	41.82	296.42
<b>Alendronate and Non-vertebral Fracture; Exposure Extension Period= 0; Minimum Episode Duration=1461</b>													
	14,156	584,549	24,394,811	3,826,488	65,090.0	1,828	5,911,891	11,837,428.3	2.39	1,723.28	41.29	41.73	280.84
<b>Alendronate and Non-vertebral Fracture; Exposure Extension Period= 0; Minimum Episode Duration=1826</b>													
	5,186	250,579	10,429,249	1,632,761	27,573.4	726	4,280,222	6,825,617.6	1.21	2,011.04	48.32	41.62	263.30
<b>Alendronate and Non-vertebral Fracture; Exposure Extension Period=183; Minimum Episode Duration=1</b>													
	643,930	3,894,891	158,362,331	26,103,061	614,968.6	25,509	24,134,888	61,707,656.1	26.68	245.93	6.05	40.66	414.80
<b>Alendronate and Non-vertebral Fracture; Exposure Extension Period=183; Minimum Episode Duration=730</b>													
	96,220	2,282,527	95,370,659	15,210,328	285,038.4	9,458	12,025,287	28,909,156.4	8.00	991.17	23.72	41.78	331.81
<b>Alendronate and Non-vertebral Fracture; Exposure Extension Period=183; Minimum Episode Duration=1461</b>													
	17,396	685,013	28,642,617	4,486,221	80,192.7	2,300	5,911,891	11,832,371.4	2.94	1,646.51	39.38	41.81	286.81
<b>Alendronate and Non-vertebral Fracture; Exposure Extension Period=365; Minimum Episode Duration=1</b>													
	643,930	3,894,891	158,362,331	26,103,061	712,626.3	29,296	24,134,888	61,707,656.1	26.68	245.93	6.05	40.66	411.10
<b>Alendronate and Non-vertebral Fracture; Exposure Extension Period=365; Minimum Episode Duration=730</b>													

**Table 1A: Summary of Alendronate Use and Subsequent Events in the MSDD between January 1, 2006 and December 31, 2013, by Drug Use**

Users	Dispensings	Days Supplied	Amount Supplied	Years at Risk	Episodes w/ Events	Eligible Members	Member- Years	Users / 1K Eligible Members	Days Supplied/ User	Dispensings / User	Days Supplied/ Dispensing	Episodes w/ Events / 10K Years at Risk
115,308	2,472,243	103,255,045	16,582,873	339,944.1	11,552	12,025,287	28,870,717.4	9.59	895.47	21.44	41.77	339.82
<b>Alendronate and Non-vertebral Fracture; Exposure Extension Period=365; Minimum Episode Duration=1461</b>												
20,639	770,821	32,296,513	5,073,116	95,414.5	2,790	5,911,891	11,827,565.4	3.49	1,564.83	37.35	41.90	292.41
<b>Alendronate and Osteonecrosis of Jaw; Exposure Extension Period= 0; Minimum Episode Duration=1</b>												
660,606	4,011,200	162,642,450	26,819,434	472,788.2	256	24,146,584	62,104,934.9	27.36	246.20	6.07	40.55	5.41
<b>Alendronate and Osteonecrosis of Jaw; Exposure Extension Period= 0; Minimum Episode Duration=365</b>												
194,592	3,377,131	139,562,867	22,467,373	406,178.1	190	17,287,801	43,795,812.9	11.26	717.21	17.35	41.33	4.68
<b>Alendronate and Osteonecrosis of Jaw; Exposure Extension Period= 0; Minimum Episode Duration=730</b>												
81,158	2,109,226	87,735,296	13,868,321	252,812.4	98	12,031,130	29,145,631.6	6.75	1,081.04	25.99	41.60	3.88
<b>Alendronate and Osteonecrosis of Jaw; Exposure Extension Period= 0; Minimum Episode Duration=1096</b>												
34,815	1,181,137	49,270,443	7,693,000	140,981.6	57	8,306,554	18,992,553.5	4.19	1,415.21	33.93	41.71	4.04
<b>Alendronate and Osteonecrosis of Jaw; Exposure Extension Period= 0; Minimum Episode Duration=1461</b>												
14,639	606,058	25,215,989	3,939,122	71,779.2	26	5,914,781	11,917,935.7	2.47	1,722.52	41.40	41.61	3.62
<b>Alendronate and Osteonecrosis of Jaw; Exposure Extension Period= 0; Minimum Episode Duration=1826</b>												
5,342	258,663	10,741,713	1,677,134	30,452.9	11	4,282,185	6,871,346.6	1.25	2,010.80	48.42	41.53	3.61
<b>Alendronate and Osteonecrosis of Jaw; Exposure Extension Period=183; Minimum Episode Duration=1</b>												
660,606	4,011,200	162,642,450	26,819,434	651,242.9	386	24,146,584	62,104,934.9	27.36	246.20	6.07	40.55	5.93
<b>Alendronate and Osteonecrosis of Jaw; Exposure Extension Period=183; Minimum Episode Duration=730</b>												
99,652	2,371,607	98,779,773	15,728,173	310,328.1	154	12,031,130	29,105,328.4	8.28	991.25	23.80	41.65	4.96
<b>Alendronate and Osteonecrosis of Jaw; Exposure Extension Period=183; Minimum Episode Duration=1461</b>												
17,991	710,251	29,611,117	4,621,683	88,489.2	40	5,914,781	11,912,676.5	3.04	1,645.88	39.48	41.69	4.52
<b>Alendronate and Osteonecrosis of Jaw; Exposure Extension Period=365; Minimum Episode Duration=1</b>												
660,606	4,011,200	162,642,450	26,819,434	756,895.6	449	24,146,584	62,104,934.9	27.36	246.20	6.07	40.55	5.93
<b>Alendronate and Osteonecrosis of Jaw; Exposure Extension Period=365; Minimum Episode Duration=730</b>												
119,346	2,568,058	106,915,622	17,145,233	370,396.7	208	12,031,130	29,065,124.4	9.92	895.85	21.52	41.63	5.62
<b>Alendronate and Osteonecrosis of Jaw; Exposure Extension Period=365; Minimum Episode Duration=1461</b>												
21,346	799,230	33,391,638	5,227,723	105,416.8	48	5,914,781	11,907,665.6	3.61	1,564.30	37.44	41.78	4.55

**Table 1B: Summary of Risedronate Use and Subsequent Events in the MSDD between January 1, 2006 and December 31, 2013, by Drug Use**

Users	Dispensings	Days Supplied	Amount Supplied	Years at Risk	Episodes w/ Events	Eligible Members	Member- Years	Users / 1K Eligible Members	Days Supplied/ User	Dispensings / User	Days Supplied/ Dispensing	Episodes w/ Events / 10K Years at Risk
<b>Risedronate and Fracture of Interest; Exposure Extension Period= 0; Minimum Episode Duration=1</b>												
240,983	1,297,017	50,432,222	6,086,061	147,629.4	487	24,145,715	63,157,645.7	9.98	209.28	5.38	38.88	32.99
<b>Risedronate and Fracture of Interest; Exposure Extension Period= 0; Minimum Episode Duration=730</b>												
21,628	551,833	22,237,603	2,629,431	64,385.4	131	12,030,801	29,268,141.6	1.80	1,028.19	25.51	40.30	20.35
<b>Risedronate and Fracture of Interest; Exposure Extension Period= 0; Minimum Episode Duration=1461</b>												
3,101	130,925	5,300,718	663,174	15,158.3	25	5,914,639	11,931,634.1	0.52	1,709.36	42.22	40.49	16.49
<b>Risedronate and Hip Fracture; Exposure Extension Period= 0; Minimum Episode Duration=1</b>												
240,054	1,291,333	50,242,106	6,062,655	146,777.5	1,113	24,144,099	63,110,424.5	9.94	209.30	5.38	38.91	75.83
<b>Risedronate and Hip Fracture; Exposure Extension Period= 0; Minimum Episode Duration=730</b>												
21,528	548,825	22,131,231	2,617,579	63,863.7	278	12,030,106	29,247,713.7	1.79	1,028.02	25.49	40.32	43.53
<b>Risedronate and Hip Fracture; Exposure Extension Period= 0; Minimum Episode Duration=1461</b>												
3,083	130,037	5,270,183	661,298	14,993.6	54	5,914,306	11,924,215.4	0.52	1,709.43	42.18	40.53	36.02
<b>Risedronate and Non-vertebral Fracture; Exposure Extension Period= 0; Minimum Episode Duration=1</b>												
236,304	1,268,684	49,426,574	5,960,045	141,359.2	5,220	24,134,888	62,740,833.7	9.79	209.17	5.37	38.96	369.27
<b>Risedronate and Non-vertebral Fracture; Exposure Extension Period= 0; Minimum Episode Duration=730</b>												
21,065	535,950	21,649,194	2,559,915	60,115.3	1,724	12,025,287	29,074,949.9	1.75	1,027.73	25.44	40.39	286.78
<b>Risedronate and Non-vertebral Fracture; Exposure Extension Period= 0; Minimum Episode Duration=1461</b>												
3,017	126,997	5,157,622	645,259	13,880.0	367	5,911,891	11,854,454.0	0.51	1,709.52	42.09	40.61	264.41

**Table 1C: Summary of Ibandronate Use and Subsequent Events in the MSDD between January 1, 2006 and December 31, 2013, by Drug Use**

	Users	Dispensings	Days Supplied	Amount Supplied	Years at Risk	Episodes w/ Events	Eligible Members	Member- Years	Users / 1K Eligible Members	Days Supplied/ User	Dispensings / User	Days Supplied/ Dispensing	Episodes w/ Events / 10K Years at Risk
<b>Ibandronate and Fracture of Interest; Exposure Extension Period=0; Minimum Episode Duration=1</b>													
	172,240	821,746	32,858,567	1,128,141	96,008.3	318	24,145,715	63,366,503.3	7.13	190.77	4.77	39.99	33.12
<b>Ibandronate and Fracture of Interest; Exposure Extension Period=0; Minimum Episode Duration=730</b>													
	12,652	309,720	12,667,157	433,309	36,702.4	89	12,030,801	29,289,611.5	1.05	1,001.20	24.48	40.90	24.25
<b>Ibandronate and Fracture of Interest; Exposure Extension Period=0; Minimum Episode Duration=1461</b>													
	1,483	61,037	2,498,492	85,327	7,150.5	19	5,914,639	11,934,284.2	0.25	1,684.76	41.16	40.93	26.57
<b>Ibandronate and Hip Fracture; Exposure Extension Period=0; Minimum Episode Duration=1</b>													
	171,770	819,305	32,769,849	1,125,046	95,580.8	684	24,144,099	63,317,417.2	7.11	190.78	4.77	40.00	71.56
<b>Ibandronate and Hip Fracture; Exposure Extension Period=0; Minimum Episode Duration=730</b>													
	12,621	308,799	12,635,148	432,206	36,511.8	171	12,030,106	29,268,991.4	1.05	1,001.12	24.47	40.92	46.83
<b>Ibandronate and Hip Fracture; Exposure Extension Period=0; Minimum Episode Duration=1461</b>													
	1,475	60,719	2,486,156	84,908	7,095.0	32	5,914,306	11,926,838.1	0.25	1,685.53	41.17	40.95	45.10
<b>Ibandronate and Non-vertebral Fracture; Exposure Extension Period=0; Minimum Episode Duration=1</b>													
	169,206	806,740	32,276,874	1,108,177	92,186.4	3,553	24,134,888	62,941,710.8	7.01	190.75	4.77	40.01	385.41
<b>Ibandronate and Non-vertebral Fracture; Exposure Extension Period=0; Minimum Episode Duration=730</b>													
	12,373	302,542	12,380,672	423,592	34,369.2	1,063	12,025,287	29,095,499.3	1.03	1,000.62	24.45	40.92	309.29
<b>Ibandronate and Non-vertebral Fracture; Exposure Extension Period=0; Minimum Episode Duration=1461</b>													
	1,449	59,642	2,441,542	83,439	6,580.8	178	5,911,891	11,857,006.3	0.25	1,684.98	41.16	40.94	270.48

**Table 2A: Summary of Alendronate Use and Subsequent Events in the MSDD between January 1, 2006 and December 31, 2013, by Drug Use and Age Group**

	Users	Dispensings	Days Supplied	Amount Supplied	Years at Risk	Episodes w/ Events	Eligible Members	Member- Years	Users / 1K Eligible Members	Days Supplied/ User	Dispensings / User	Days Supplied/ Dispensing	Episodes w/ Events / 10K Years at Risk
<b>Alendronate and Fracture of Interest; Exposure Extension Period= 0; Minimum Episode Duration= 1</b>													
45-49 Years	22,025	109,894	3,870,095	667,830	11,451.6	26	7,616,256	12,515,235.3	2.89	175.71	4.99	35.22	22.70
50-54 Years	61,796	355,863	12,768,281	2,142,172	37,550.1	52	7,237,198	12,251,312.0	8.54	206.62	5.76	35.88	13.85
55-59 Years	97,071	577,708	21,714,601	3,570,312	63,640.6	101	6,139,754	10,606,727.2	15.81	223.70	5.95	37.59	15.87
60-64 Years	100,756	568,243	22,052,774	3,731,775	64,349.6	121	4,640,506	8,280,564.9	21.71	218.87	5.64	38.81	18.80
65-74 Years	202,277	1,224,710	54,134,922	8,647,265	156,269.6	467	4,888,282	10,826,136.8	41.38	267.63	6.05	44.20	29.88
75-79 Years	73,732	491,364	20,800,856	3,358,448	59,961.4	354	1,678,659	3,278,849.0	43.92	282.11	6.66	42.33	59.04
80-84 Years	57,027	382,772	15,740,413	2,653,787	45,358.9	358	1,170,551	2,314,563.7	48.72	276.02	6.71	41.12	78.93
85-89 Years	31,885	208,703	8,188,527	1,410,915	23,604.9	287	694,702	1,327,736.0	45.90	256.81	6.55	39.24	121.58
90+ Years	12,022	77,216	2,838,568	540,309	8,161.2	162	329,464	683,287.9	36.49	236.11	6.42	36.76	198.50
<b>Alendronate and Fracture of Interest; Exposure Extension Period= 0; Minimum Episode Duration=365</b>													
45-49 Years	3,963	72,748	2,628,409	447,184	7,761.1	13	5,196,781	8,550,220.9	0.76	663.24	18.36	36.13	16.75
50-54 Years	13,869	263,011	9,655,814	1,597,232	28,375.2	35	5,033,551	8,499,815.4	2.76	696.22	18.96	36.71	12.33
55-59 Years	25,094	455,377	17,410,137	2,802,027	51,042.8	71	4,355,698	7,497,493.6	5.76	693.80	18.15	38.23	13.91
60-64 Years	26,416	441,758	17,478,706	2,891,354	51,072.2	68	3,245,321	5,565,058.4	8.14	661.67	16.72	39.57	13.31
65-74 Years	64,020	1,048,505	47,214,319	7,383,606	136,567.6	314	3,524,884	7,927,170.3	18.16	737.49	16.38	45.03	22.99
75-79 Years	25,624	453,897	19,387,413	3,073,027	55,981.8	240	1,297,825	2,518,665.2	19.74	756.61	17.71	42.71	42.87
80-84 Years	20,000	355,794	14,761,211	2,427,740	42,617.7	263	911,722	1,779,704.9	21.94	738.06	17.79	41.49	61.71
85-89 Years	10,878	198,732	7,812,653	1,284,893	22,551.2	178	525,366	983,520.8	20.71	718.21	18.27	39.31	78.93
90+ Years	3,966	72,644	2,670,902	477,508	7,682.5	90	233,001	459,121.1	17.02	673.45	18.32	36.77	117.15
<b>Alendronate and Fracture of Interest; Exposure Extension Period= 0; Minimum Episode Duration=730</b>													
45-49 Years	1,416	40,310	1,479,817	238,140	4,301.2	9	3,469,527	5,641,293.4	0.41	1,045.07	28.47	36.71	20.92
50-54 Years	5,456	156,903	5,846,129	944,561	16,943.7	25	3,389,528	5,633,376.8	1.61	1,071.50	28.76	37.26	14.75
55-59 Years	9,883	272,631	10,521,679	1,655,356	30,442.6	41	2,964,444	5,006,690.4	3.33	1,064.62	27.59	38.59	13.47
60-64 Years	9,523	244,246	9,769,883	1,603,183	28,210.1	35	2,122,169	3,420,847.5	4.49	1,025.92	25.65	40.00	12.41
65-74 Years	27,487	673,126	30,344,462	4,713,526	87,008.8	181	2,520,498	5,455,701.6	10.91	1,103.96	24.49	45.08	20.80
75-79 Years	11,690	305,146	13,007,932	2,027,730	37,240.6	132	966,111	1,794,192.7	12.10	1,112.74	26.10	42.63	35.45
80-84 Years	9,009	235,347	9,763,389	1,571,916	27,934.3	145	675,372	1,249,586.5	13.34	1,083.74	26.12	41.49	51.91
85-89 Years	4,764	128,357	5,050,209	803,117	14,447.9	92	371,916	657,498.1	12.81	1,060.08	26.94	39.35	63.68
90+ Years	1,580	43,628	1,586,875	262,377	4,517.8	39	152,211	276,322.8	10.38	1,004.35	27.61	36.37	86.33

**Table 2A: Summary of Alendronate Use and Subsequent Events in the MSDD between January 1, 2006 and December 31, 2013, by Drug Use and Age Group**

	Users	Dispensings	Days Supplied	Amount Supplied	Years at Risk	Episodes w/ Events	Eligible Members	Member- Years	Users / 1K Eligible Members	Days Supplied/ User	Dispensings / User	Days Supplied/ Dispensing	Episodes w/ Events / 10K Years at Risk
<b>Alendronate and Fracture of Interest; Exposure Extension Period= 0; Minimum Episode Duration= 1096</b>													
45-49 Years	596	21,990	813,620	135,636	2,343.6	5	2,324,391	3,685,260.9	0.26	1,365.13	36.90	37.00	21.34
50-54 Years	2,287	86,872	3,247,714	525,581	9,322.5	14	2,280,440	3,685,624.0	1.00	1,420.08	37.99	37.39	15.02
55-59 Years	4,088	150,179	5,773,187	896,055	16,563.2	16	2,008,845	3,285,844.7	2.04	1,412.23	36.74	38.44	9.66
60-64 Years	3,525	118,646	4,833,785	786,080	13,841.9	16	1,354,794	2,012,629.8	2.60	1,371.29	33.66	40.74	11.56
65-74 Years	12,369	393,821	17,709,269	2,725,665	50,465.6	97	1,781,424	3,669,401.2	6.94	1,431.75	31.84	44.97	19.22
75-79 Years	5,428	183,815	7,789,420	1,196,607	22,160.2	78	701,417	1,232,999.9	7.74	1,435.04	33.86	42.38	35.20
80-84 Years	3,864	131,769	5,463,517	863,123	15,544.1	58	482,505	838,695.4	8.01	1,413.95	34.10	41.46	37.31
85-89 Years	1,948	68,705	2,703,445	426,300	7,678.5	41	252,025	417,949.7	7.73	1,387.81	35.27	39.35	53.40
90+ Years	567	20,322	742,799	116,661	2,100.7	14	93,820	157,647.5	6.04	1,310.05	35.84	36.55	66.65
<b>Alendronate and Fracture of Interest; Exposure Extension Period= 0; Minimum Episode Duration= 1461</b>													
45-49 Years	218	9,818	368,955	57,740	1,053.0	2	1,595,335	2,340,266.7	0.14	1,692.45	45.04	37.58	18.99
50-54 Years	1,014	46,196	1,741,952	291,742	4,973.4	2	1,568,959	2,344,191.5	0.65	1,717.90	45.56	37.71	4.02
55-59 Years	1,745	78,404	3,002,805	441,391	8,553.9	7	1,390,502	2,090,337.4	1.25	1,720.81	44.93	38.30	8.18
60-64 Years	1,268	51,816	2,159,006	379,629	6,146.1	7	864,888	1,113,336.1	1.47	1,702.69	40.86	41.67	11.39
65-74 Years	5,389	210,363	9,348,088	1,430,538	26,510.7	36	1,302,970	2,359,721.0	4.14	1,734.66	39.04	44.44	13.58
75-79 Years	2,423	99,467	4,191,489	640,810	11,874.2	39	512,188	804,607.1	4.73	1,729.88	41.05	42.14	32.84
80-84 Years	1,615	67,633	2,774,129	441,538	7,853.8	28	344,537	528,960.9	4.69	1,717.73	41.88	41.02	35.65
85-89 Years	764	32,846	1,290,311	207,499	3,652.2	15	169,700	248,143.8	4.50	1,688.89	42.99	39.28	41.07
90+ Years	153	7,181	254,887	43,385	710.3	6	57,093	84,399.9	2.68	1,665.93	46.93	35.49	84.47
<b>Alendronate and Fracture of Interest; Exposure Extension Period= 0; Minimum Episode Duration=1826</b>													
45-49 Years	72	3,922	145,429	25,892	413.1	1	1,098,301	1,381,561.5	0.07	2,019.85	54.47	37.08	24.21
50-54 Years	364	19,230	739,174	131,955	2,096.2	2	1,083,392	1,388,444.4	0.34	2,030.70	52.83	38.44	9.54
55-59 Years	642	33,419	1,297,303	188,366	3,673.7	3	961,355	1,236,398.6	0.67	2,020.72	52.05	38.82	8.17
60-64 Years	394	18,754	808,195	160,363	2,287.7	1	467,050	548,262.3	0.84	2,051.26	47.60	43.09	4.37
65-74 Years	2,027	93,096	4,087,510	608,874	11,557.3	10	965,442	1,373,814.9	2.10	2,016.53	45.93	43.91	8.65
75-79 Years	931	45,052	1,859,512	279,836	5,248.7	12	370,023	472,903.5	2.52	1,997.33	48.39	41.27	22.86
80-84 Years	600	29,574	1,189,492	191,388	3,338.5	16	240,192	297,169.8	2.50	1,982.49	49.29	40.22	47.93
85-89 Years	248	12,290	490,323	72,736	1,377.6	4	109,508	130,264.4	2.26	1,977.11	49.56	39.90	29.04

**Table 2A: Summary of Alendronate Use and Subsequent Events in the MSDD between January 1, 2006 and December 31, 2013, by Drug Use and Age Group**

	Users	Dispensings	Days Supplied	Amount Supplied	Years at Risk	Episodes w/ Events	Eligible Members	Member- Years	Users / 1K Eligible Members	Days Supplied/ User	Dispensings / User	Days Supplied/ Dispensing	Episodes w/ Events / 10K Years at Risk
90+ Years	47	2,521	91,172	12,958	252.2	3	33,439	40,357.7	1.41	1,939.83	53.64	36.17	118.96
<b>Alendronate and Fracture of Interest; Exposure Extension Period=183; Minimum Episode Duration=1</b>													
45-49 Years	22,025	109,894	3,870,095	667,830	17,758.5	33	7,616,256	12,515,235.3	2.89	175.71	4.99	35.22	18.58
50-54 Years	61,796	355,863	12,768,281	2,142,172	54,722.7	77	7,237,198	12,251,312.0	8.54	206.62	5.76	35.88	14.07
55-59 Years	97,071	577,708	21,714,601	3,570,312	89,919.2	148	6,139,754	10,606,727.2	15.81	223.70	5.95	37.59	16.46
60-64 Years	100,756	568,243	22,052,774	3,731,775	89,946.4	187	4,640,506	8,280,564.9	21.71	218.87	5.64	38.81	20.79
65-74 Years	202,277	1,224,710	54,134,922	8,647,265	210,296.0	692	4,888,282	10,826,136.8	41.38	267.63	6.05	44.20	32.91
75-79 Years	73,732	491,364	20,800,856	3,358,448	80,313.4	529	1,678,659	3,278,849.0	43.92	282.11	6.66	42.33	65.87
80-84 Years	57,027	382,772	15,740,413	2,653,787	61,073.4	571	1,170,551	2,314,563.7	48.72	276.02	6.71	41.12	93.49
85-89 Years	31,885	208,703	8,188,527	1,410,915	32,327.5	456	694,702	1,327,736.0	45.90	256.81	6.55	39.24	141.06
90+ Years	12,022	77,216	2,838,568	540,309	11,305.5	231	329,464	683,287.9	36.49	236.11	6.42	36.76	204.33
<b>Alendronate and Fracture of Interest; Exposure Extension Period=183; Minimum Episode Duration=730</b>													
45-49 Years	1,800	46,508	1,708,850	286,508	5,449.0	11	3,469,527	5,640,816.6	0.52	949.36	25.84	36.74	20.19
50-54 Years	6,715	176,968	6,597,550	1,066,400	20,920.2	29	3,389,320	5,631,224.9	1.98	982.51	26.35	37.28	13.86
55-59 Years	12,266	309,346	11,941,738	1,898,248	37,863.9	56	2,963,766	5,002,019.7	4.14	973.56	25.22	38.60	14.79
60-64 Years	11,885	279,113	11,172,768	1,864,424	35,191.8	48	2,120,917	3,415,374.2	5.60	940.07	23.48	40.03	13.64
65-74 Years	33,641	753,338	34,043,356	5,302,885	106,132.7	257	2,519,797	5,442,760.9	13.35	1,011.96	22.39	45.19	24.21
75-79 Years	14,234	340,221	14,529,881	2,282,209	45,237.3	197	964,826	1,788,186.4	14.75	1,020.79	23.90	42.71	43.55
80-84 Years	10,938	262,048	10,902,013	1,759,449	33,978.1	214	674,251	1,244,855.0	16.22	996.71	23.96	41.60	62.98
85-89 Years	5,801	143,905	5,666,133	918,110	17,647.7	134	371,181	654,841.4	15.63	976.75	24.81	39.37	75.93
90+ Years	1,948	49,388	1,807,880	295,210	5,632.4	58	151,906	275,338.5	12.82	928.07	25.35	36.61	102.98
<b>Alendronate and Fracture of Interest; Exposure Extension Period=183; Minimum Episode Duration=1461</b>													
45-49 Years	279	11,885	448,679	70,203	1,360.2	2	1,595,335	2,340,196.6	0.17	1,608.17	42.60	37.75	14.70
50-54 Years	1,241	53,831	2,035,215	336,701	6,160.7	2	1,568,932	2,343,893.5	0.79	1,639.98	43.38	37.81	3.25
55-59 Years	2,157	92,282	3,542,683	536,525	10,666.0	11	1,390,390	2,089,677.3	1.55	1,642.41	42.78	38.39	10.31
60-64 Years	1,583	61,713	2,572,016	440,629	7,690.8	11	864,712	1,112,759.2	1.83	1,624.77	38.98	41.68	14.30
65-74 Years	6,577	244,578	10,912,162	1,663,432	32,385.8	55	1,302,887	2,357,924.5	5.05	1,659.14	37.19	44.62	16.98
75-79 Years	2,929	115,108	4,854,789	745,862	14,397.2	51	512,010	803,779.4	5.72	1,657.49	39.30	42.18	35.42
80-84 Years	1,989	79,444	3,262,772	519,077	9,684.3	36	344,393	528,337.7	5.78	1,640.41	39.94	41.07	37.17



**Table 2A: Summary of Alendronate Use and Subsequent Events in the MSDD between January 1, 2006 and December 31, 2013, by Drug Use and Age Group**

	Users	Dispensings	Days Supplied	Amount Supplied	Years at Risk	Episodes w/ Events	Eligible Members	Member- Years	Users / 1K Eligible Members	Days Supplied/ User	Dispensings / User	Days Supplied/ Dispensing	Episodes w/ Events / 10K Years at Risk
85-89 Years	966	39,777	1,555,671	247,464	4,609.9	23	169,603	247,823.5	5.70	1,610.43	41.18	39.11	49.89
90+ Years	207	8,885	325,636	54,532	959.5	8	57,066	84,328.1	3.63	1,573.12	42.92	36.65	83.38
<b>Alendronate and Fracture of Interest; Exposure Extension Period=365; Minimum Episode Duration=1</b>													
45-49 Years	22,025	109,894	3,870,095	667,830	21,557.5	38	7,616,256	12,515,235.3	2.89	175.71	4.99	35.22	17.63
50-54 Years	61,796	355,863	12,768,281	2,142,172	65,037.4	89	7,237,198	12,251,312.0	8.54	206.62	5.76	35.88	13.68
55-59 Years	97,071	577,708	21,714,601	3,570,312	105,495.6	164	6,139,754	10,606,727.2	15.81	223.70	5.95	37.59	15.55
60-64 Years	100,756	568,243	22,052,774	3,731,775	104,404.2	220	4,640,506	8,280,564.9	21.71	218.87	5.64	38.81	21.07
65-74 Years	202,277	1,224,710	54,134,922	8,647,265	242,320.2	791	4,888,282	10,826,136.8	41.38	267.63	6.05	44.20	32.64
75-79 Years	73,732	491,364	20,800,856	3,358,448	92,597.0	616	1,678,659	3,278,849.0	43.92	282.11	6.66	42.33	66.52
80-84 Years	57,027	382,772	15,740,413	2,653,787	70,496.9	671	1,170,551	2,314,563.7	48.72	276.02	6.71	41.12	95.18
85-89 Years	31,885	208,703	8,188,527	1,410,915	37,469.8	525	694,702	1,327,736.0	45.90	256.81	6.55	39.24	140.11
90+ Years	12,022	77,216	2,838,568	540,309	13,111.7	262	329,464	683,287.9	36.49	236.11	6.42	36.76	199.82
<b>Alendronate and Fracture of Interest; Exposure Extension Period=365; Minimum Episode Duration=730</b>													
45-49 Years	2,175	50,821	1,860,759	313,414	6,587.7	12	3,469,527	5,640,353.4	0.63	855.52	23.37	36.61	18.22
50-54 Years	8,164	193,335	7,182,461	1,174,849	25,272.6	34	3,389,127	5,628,945.2	2.41	879.77	23.68	37.15	13.45
55-59 Years	14,899	337,059	13,012,844	2,096,216	45,849.8	71	2,963,035	4,996,944.8	5.03	873.40	22.62	38.61	15.49
60-64 Years	14,474	305,370	12,235,135	2,046,880	42,704.0	63	2,119,657	3,409,990.0	6.83	845.32	21.10	40.07	14.75
65-74 Years	40,042	812,549	36,709,665	5,729,776	125,837.2	319	2,519,121	5,430,099.9	15.90	916.78	20.29	45.18	25.35
75-79 Years	16,758	364,604	15,579,809	2,467,203	53,173.3	251	963,589	1,782,529.3	17.39	929.69	21.76	42.73	47.20
80-84 Years	13,021	282,925	11,768,264	1,916,340	40,297.2	272	673,184	1,240,169.0	19.34	903.79	21.73	41.59	67.50
85-89 Years	6,957	155,930	6,146,861	1,002,907	21,049.4	175	370,390	652,109.3	18.78	883.55	22.41	39.42	83.14
90+ Years	2,347	53,766	1,974,855	337,824	6,785.8	75	151,563	274,286.3	15.49	841.44	22.91	36.73	110.52
<b>Alendronate and Fracture of Interest; Exposure Extension Period=365; Minimum Episode Duration=1461</b>													
45-49 Years	350	14,041	527,212	94,319	1,718.1	3	1,595,335	2,340,126.2	0.22	1,506.32	40.12	37.55	17.46
50-54 Years	1,442	59,908	2,260,206	373,749	7,250.0	4	1,568,893	2,343,603.8	0.92	1,567.41	41.55	37.73	5.52
55-59 Years	2,589	104,667	4,024,328	605,785	12,879.5	14	1,390,297	2,089,071.3	1.86	1,554.39	40.43	38.45	10.87
60-64 Years	1,930	70,960	2,963,238	499,319	9,392.3	13	864,539	1,112,163.3	2.23	1,535.36	36.77	41.76	13.84
65-74 Years	7,769	273,493	12,260,239	1,889,410	38,348.7	71	1,302,789	2,356,171.5	5.96	1,578.10	35.20	44.83	18.51
75-79 Years	3,424	127,993	5,413,087	829,027	16,882.0	67	511,868	803,041.0	6.69	1,580.92	37.38	42.29	39.69

**Table 2A: Summary of Alendronate Use and Subsequent Events in the MSDD between January 1, 2006 and December 31, 2013, by Drug Use and Age Group**

	Users	Dispensings	Days Supplied	Amount Supplied	Years at Risk	Episodes w/ Events	Eligible Members	Member- Years	Users / 1K Eligible Members	Days Supplied/ User	Dispensings / User	Days Supplied/ Dispensing	Episodes w/ Events / 10K Years at Risk
80-84 Years	2,345	89,027	3,664,993	579,708	11,457.5	44	344,240	527,777.2	6.81	1,562.90	37.96	41.17	38.40
85-89 Years	1,148	45,011	1,762,374	281,867	5,484.1	34	169,524	247,547.6	6.77	1,535.17	39.21	39.15	62.00
90+ Years	267	10,822	393,217	64,249	1,237.9	11	57,029	84,239.4	4.68	1,472.72	40.53	36.33	88.86
<b>Alendronate and Esophageal Cancer; Exposure Extension Period= 0; Minimum Episode Duration=1</b>													
45-49 Years	22,057	110,075	3,875,388	668,592	11,485.1	4	7,616,197	12,515,783.4	2.90	175.70	4.99	35.21	3.48
50-54 Years	61,870	356,407	12,786,344	2,141,762	37,630.7	5	7,236,958	12,251,438.3	8.55	206.66	5.76	35.88	1.33
55-59 Years	97,184	578,468	21,743,243	3,574,234	63,786.2	13	6,139,330	10,606,555.9	15.83	223.73	5.95	37.59	2.04
60-64 Years	100,907	569,347	22,091,073	3,737,074	64,516.6	15	4,640,022	8,279,928.7	21.75	218.93	5.64	38.80	2.32
65-74 Years	202,731	1,227,873	54,255,431	8,659,706	156,845.8	57	4,887,600	10,825,352.1	41.48	267.62	6.06	44.19	3.63
75-79 Years	74,010	493,343	20,879,784	3,374,043	60,366.1	29	1,678,357	3,279,884.3	44.10	282.12	6.67	42.32	4.80
80-84 Years	57,393	385,889	15,849,583	2,674,679	45,848.0	22	1,170,417	2,316,825.6	49.04	276.16	6.72	41.07	4.80
85-89 Years	32,209	210,916	8,268,738	1,430,268	23,962.3	18	694,669	1,330,532.0	46.37	256.72	6.55	39.20	7.51
90+ Years	12,207	78,623	2,884,678	547,866	8,383.8	4	329,519	685,842.9	37.04	236.31	6.44	36.69	4.77
<b>Alendronate and Esophageal Cancer; Exposure Extension Period= 0; Minimum Episode Duration=365</b>													
45-49 Years	3,972	72,907	2,633,514	447,920	7,798.1	1	5,196,781	8,550,700.7	0.76	663.02	18.36	36.12	1.28
50-54 Years	13,889	263,456	9,671,430	1,596,176	28,449.8	1	5,033,481	8,500,198.3	2.76	696.34	18.97	36.71	0.35
55-59 Years	25,134	456,084	17,437,457	2,805,886	51,196.5	11	4,355,605	7,497,848.6	5.77	693.78	18.15	38.23	2.15
60-64 Years	26,467	442,737	17,513,171	2,896,290	51,231.3	9	3,245,180	5,565,197.1	8.16	661.70	16.73	39.56	1.76
65-74 Years	64,185	1,051,612	47,332,912	7,396,910	137,147.1	31	3,524,704	7,928,047.4	18.21	737.45	16.38	45.01	2.26
75-79 Years	25,741	455,974	19,473,661	3,085,344	56,432.6	21	1,297,726	2,519,996.3	19.84	756.52	17.71	42.71	3.72
80-84 Years	20,162	359,095	14,882,881	2,450,876	43,171.7	14	911,729	1,781,804.0	22.11	738.16	17.81	41.45	3.24
85-89 Years	11,014	201,222	7,903,509	1,303,620	22,949.3	9	525,378	985,665.3	20.96	717.59	18.27	39.28	3.92
90+ Years	4,026	73,947	2,714,238	483,675	7,896.1	2	233,029	460,766.9	17.28	674.18	18.37	36.71	2.53
<b>Alendronate and Esophageal Cancer; Exposure Extension Period= 0; Minimum Episode Duration=730</b>													
45-49 Years	1,419	40,393	1,482,095	238,472	4,325.9	0	3,469,538	5,641,640.0	0.41	1,044.46	28.47	36.69	0.00
50-54 Years	5,467	157,226	5,858,004	946,232	17,002.4	1	3,389,505	5,633,721.5	1.61	1,071.52	28.76	37.26	0.59
55-59 Years	9,894	272,982	10,535,292	1,657,295	30,537.5	6	2,964,426	5,007,053.9	3.34	1,064.82	27.59	38.59	1.96
60-64 Years	9,546	244,824	9,791,636	1,606,301	28,313.6	5	2,122,152	3,421,089.0	4.50	1,025.73	25.65	39.99	1.77
65-74 Years	27,577	675,425	30,433,462	4,726,996	87,443.1	17	2,520,462	5,456,701.9	10.94	1,103.58	24.49	45.06	1.94

**Table 2A: Summary of Alendronate Use and Subsequent Events in the MSDD between January 1, 2006 and December 31, 2013, by Drug Use and Age Group**

	Users	Dispensings	Days Supplied	Amount Supplied	Years at Risk	Episodes w/ Events	Eligible Members	Member- Years	Users / 1K Eligible Members	Days Supplied/ User	Dispensings / User	Days Supplied/ Dispensing	Episodes w/ Events / 10K Years at Risk
75-79 Years	11,736	306,392	13,060,926	2,035,282	37,542.7	10	966,102	1,795,310.3	12.15	1,112.89	26.11	42.63	2.66
80-84 Years	9,093	237,661	9,853,235	1,585,840	28,348.4	7	675,383	1,251,164.4	13.46	1,083.61	26.14	41.46	2.47
85-89 Years	4,814	129,703	5,103,212	812,314	14,701.7	5	371,958	658,965.1	12.94	1,060.08	26.94	39.35	3.40
90+ Years	1,612	44,589	1,618,468	266,839	4,672.5	2	152,259	277,326.6	10.59	1,004.01	27.66	36.30	4.28
<b>Alendronate and Esophageal Cancer; Exposure Extension Period= 0; Minimum Episode Duration=1096</b>													
45-49 Years	596	21,990	813,620	135,636	2,355.8	0	2,324,405	3,685,499.5	0.26	1,365.13	36.90	37.00	0.00
50-54 Years	2,291	87,071	3,253,496	526,384	9,353.5	1	2,280,431	3,685,858.8	1.00	1,420.12	38.01	37.37	1.07
55-59 Years	4,095	150,459	5,783,702	897,552	16,622.4	3	2,008,823	3,286,118.9	2.04	1,412.38	36.74	38.44	1.80
60-64 Years	3,531	118,849	4,841,616	787,206	13,878.1	4	1,354,767	2,012,801.1	2.61	1,371.17	33.66	40.74	2.88
65-74 Years	12,406	395,113	17,756,396	2,732,363	50,709.0	10	1,781,437	3,670,214.8	6.96	1,431.27	31.85	44.94	1.97
75-79 Years	5,452	184,644	7,824,461	1,201,577	22,363.3	6	701,426	1,233,795.5	7.77	1,435.15	33.87	42.38	2.68
80-84 Years	3,896	132,823	5,508,356	869,487	15,759.6	4	482,561	839,778.4	8.07	1,413.85	34.09	41.47	2.54
85-89 Years	1,972	69,472	2,735,130	431,706	7,830.3	4	252,066	418,866.3	7.82	1,386.98	35.23	39.37	5.11
90+ Years	577	20,723	755,661	118,476	2,171.7	2	93,872	158,202.8	6.15	1,309.64	35.92	36.46	9.21
<b>Alendronate and Esophageal Cancer; Exposure Extension Period= 0; Minimum Episode Duration=1461</b>													
45-49 Years	218	9,818	368,955	57,740	1,060.3	0	1,595,348	2,340,416.3	0.14	1,692.45	45.04	37.58	0.00
50-54 Years	1,016	46,310	1,745,207	292,191	4,981.1	1	1,568,950	2,344,355.2	0.65	1,717.72	45.58	37.69	2.01
55-59 Years	1,751	78,668	3,011,972	442,698	8,599.5	1	1,390,506	2,090,497.3	1.26	1,720.14	44.93	38.29	1.16
60-64 Years	1,270	51,888	2,162,502	380,129	6,153.9	3	864,882	1,113,441.4	1.47	1,702.76	40.86	41.68	4.87
65-74 Years	5,400	210,898	9,365,676	1,433,024	26,618.5	4	1,302,992	2,360,305.5	4.14	1,734.38	39.06	44.41	1.50
75-79 Years	2,435	99,947	4,211,987	643,717	11,985.6	2	512,202	805,141.9	4.75	1,729.77	41.05	42.14	1.67
80-84 Years	1,625	68,131	2,792,453	444,142	7,964.2	1	344,559	529,638.6	4.72	1,718.43	41.93	40.99	1.26
85-89 Years	771	33,161	1,302,025	209,150	3,715.6	2	169,739	248,688.7	4.54	1,688.75	43.01	39.26	5.38
90+ Years	155	7,291	258,583	43,913	739.8	0	57,109	84,677.4	2.71	1,668.28	47.04	35.47	0.00
<b>Alendronate and Esophageal Cancer; Exposure Extension Period= 0; Minimum Episode Duration=1826</b>													
45-49 Years	72	3,922	145,429	25,892	416.9	0	1,098,309	1,381,654.1	0.07	2,019.85	54.47	37.08	0.00
50-54 Years	364	19,230	739,174	131,955	2,094.9	1	1,083,395	1,388,551.3	0.34	2,030.70	52.83	38.44	4.77
55-59 Years	642	33,419	1,297,303	188,366	3,685.2	1	961,354	1,236,484.3	0.67	2,020.72	52.05	38.82	2.71
60-64 Years	395	18,781	810,431	160,682	2,292.7	1	467,044	548,328.9	0.85	2,051.72	47.55	43.15	4.36

**Table 2A: Summary of Alendronate Use and Subsequent Events in the MSDD between January 1, 2006 and December 31, 2013, by Drug Use and Age Group**

	Users	Dispensings	Days Supplied	Amount Supplied	Years at Risk	Episodes w/ Events	Eligible Members	Member- Years	Users / 1K Eligible Members	Days Supplied/ User	Dispensings / User	Days Supplied/ Dispensing	Episodes w/ Events / 10K Years at Risk
65-74 Years	2,029	93,175	4,091,231	609,399	11,585.6	2	965,445	1,374,153.1	2.10	2,016.38	45.92	43.91	1.73
75-79 Years	937	45,298	1,870,782	281,438	5,310.0	2	370,030	473,214.6	2.53	1,996.57	48.34	41.30	3.77
80-84 Years	605	29,877	1,199,878	192,860	3,413.7	0	240,228	297,551.4	2.52	1,983.27	49.38	40.16	0.00
85-89 Years	250	12,381	494,213	73,284	1,401.9	1	109,526	130,533.8	2.28	1,976.85	49.52	39.92	7.13
90+ Years	48	2,580	93,272	13,258	266.2	0	33,456	40,478.2	1.43	1,943.17	53.75	36.15	0.00
<b>Alendronate and Esophageal Cancer; Exposure Extension Period=183; Minimum Episode Duration=1</b>													
45-49 Years	22,057	110,075	3,875,388	668,592	17,804.6	7	7,616,197	12,515,783.4	2.90	175.70	4.99	35.21	3.93
50-54 Years	61,870	356,407	12,786,344	2,141,762	54,841.3	7	7,236,958	12,251,438.3	8.55	206.66	5.76	35.88	1.28
55-59 Years	97,184	578,468	21,743,243	3,574,234	90,132.0	22	6,139,330	10,606,555.9	15.83	223.73	5.95	37.59	2.44
60-64 Years	100,907	569,347	22,091,073	3,737,074	90,187.6	27	4,640,022	8,279,928.7	21.75	218.93	5.64	38.80	2.99
65-74 Years	202,731	1,227,873	54,255,431	8,659,706	211,152.3	84	4,887,600	10,825,352.1	41.48	267.62	6.06	44.19	3.98
75-79 Years	74,010	493,343	20,879,784	3,374,043	80,917.6	46	1,678,357	3,279,884.3	44.10	282.12	6.67	42.32	5.68
80-84 Years	57,393	385,889	15,849,583	2,674,679	61,785.1	31	1,170,417	2,316,825.6	49.04	276.16	6.72	41.07	5.02
85-89 Years	32,209	210,916	8,268,738	1,430,268	32,880.0	20	694,669	1,330,532.0	46.37	256.72	6.55	39.20	6.08
90+ Years	12,207	78,623	2,884,678	547,866	11,626.4	6	329,519	685,842.9	37.04	236.31	6.44	36.69	5.16
<b>Alendronate and Esophageal Cancer; Exposure Extension Period=183; Minimum Episode Duration=730</b>													
45-49 Years	1,806	46,640	1,712,892	287,092	5,484.5	0	3,469,538	5,641,159.9	0.52	948.45	25.83	36.73	0.00
50-54 Years	6,727	177,310	6,609,995	1,068,147	20,991.5	1	3,389,295	5,631,566.9	1.98	982.61	26.36	37.28	0.48
55-59 Years	12,281	309,764	11,957,809	1,900,536	37,989.8	9	2,963,748	5,002,376.8	4.14	973.68	25.22	38.60	2.37
60-64 Years	11,912	279,759	11,196,862	1,867,878	35,322.3	5	2,120,898	3,415,605.6	5.62	939.96	23.49	40.02	1.42
65-74 Years	33,746	755,893	34,141,435	5,317,634	106,706.8	20	2,519,758	5,443,713.9	13.39	1,011.72	22.40	45.17	1.87
75-79 Years	14,292	341,640	14,589,966	2,290,732	45,637.1	16	964,812	1,789,263.2	14.81	1,020.85	23.90	42.71	3.51
80-84 Years	11,041	264,663	11,003,302	1,775,009	34,510.5	10	674,256	1,246,387.8	16.38	996.59	23.97	41.57	2.90
85-89 Years	5,863	145,475	5,726,891	928,408	17,978.2	7	371,218	656,270.7	15.79	976.79	24.81	39.37	3.89
90+ Years	1,984	50,422	1,841,919	300,020	5,820.3	2	151,949	276,322.7	13.06	928.39	25.41	36.53	3.44
<b>Alendronate and Esophageal Cancer; Exposure Extension Period=183; Minimum Episode Duration=1461</b>													
45-49 Years	279	11,885	448,679	70,203	1,367.6	0	1,595,348	2,340,346.2	0.17	1,608.17	42.60	37.75	0.00
50-54 Years	1,244	53,994	2,039,858	337,346	6,173.8	1	1,568,923	2,344,055.3	0.79	1,639.76	43.40	37.78	1.62
55-59 Years	2,163	92,546	3,551,850	537,832	10,720.1	2	1,390,393	2,089,836.2	1.56	1,642.09	42.79	38.38	1.87

**Table 2A: Summary of Alendronate Use and Subsequent Events in the MSDD between January 1, 2006 and December 31, 2013, by Drug Use and Age Group**

	Users	Dispensings	Days Supplied	Amount Supplied	Years at Risk	Episodes w/ Events	Eligible Members	Member- Years	Users / 1K Eligible Members	Days Supplied/ User	Dispensings / User	Days Supplied/ Dispensing	Episodes w/ Events / 10K Years at Risk
60-64 Years	1,585	61,785	2,575,512	441,129	7,702.6	4	864,706	1,112,864.5	1.83	1,624.93	38.98	41.69	5.19
65-74 Years	6,590	245,185	10,932,160	1,666,262	32,524.4	5	1,302,909	2,358,506.8	5.06	1,658.90	37.21	44.59	1.54
75-79 Years	2,943	115,619	4,877,987	749,141	14,539.2	3	512,023	804,310.2	5.75	1,657.49	39.29	42.19	2.06
80-84 Years	2,003	80,078	3,286,356	522,425	9,820.5	2	344,415	529,012.1	5.82	1,640.72	39.98	41.04	2.04
85-89 Years	975	40,153	1,570,055	249,495	4,692.5	2	169,642	248,367.6	5.75	1,610.31	41.18	39.10	4.26
90+ Years	211	9,060	332,031	55,432	1,001.8	1	57,082	84,603.7	3.70	1,573.61	42.94	36.65	9.98
<b>Alendronate and Esophageal Cancer; Exposure Extension Period=365; Minimum Episode Duration=1</b>													
45-49 Years	22,057	110,075	3,875,388	668,592	21,611.1	8	7,616,197	12,515,783.4	2.90	175.70	4.99	35.21	3.70
50-54 Years	61,870	356,407	12,786,344	2,141,762	65,185.4	7	7,236,958	12,251,438.3	8.55	206.66	5.76	35.88	1.07
55-59 Years	97,184	578,468	21,743,243	3,574,234	105,759.0	26	6,139,330	10,606,555.9	15.83	223.73	5.95	37.59	2.46
60-64 Years	100,907	569,347	22,091,073	3,737,074	104,696.5	35	4,640,022	8,279,928.7	21.75	218.93	5.64	38.80	3.34
65-74 Years	202,731	1,227,873	54,255,431	8,659,706	243,376.5	101	4,887,600	10,825,352.1	41.48	267.62	6.06	44.19	4.15
75-79 Years	74,010	493,343	20,879,784	3,374,043	93,353.1	61	1,678,357	3,279,884.3	44.10	282.12	6.67	42.32	6.53
80-84 Years	57,393	385,889	15,849,583	2,674,679	71,382.9	38	1,170,417	2,316,825.6	49.04	276.16	6.72	41.07	5.32
85-89 Years	32,209	210,916	8,268,738	1,430,268	38,168.2	22	694,669	1,330,532.0	46.37	256.72	6.55	39.20	5.76
90+ Years	12,207	78,623	2,884,678	547,866	13,498.1	6	329,519	685,842.9	37.04	236.31	6.44	36.69	4.45
<b>Alendronate and Esophageal Cancer; Exposure Extension Period=365; Minimum Episode Duration=730</b>													
45-49 Years	2,182	50,966	1,865,165	314,050	6,628.0	1	3,469,538	5,640,696.4	0.63	854.80	23.36	36.60	1.51
50-54 Years	8,180	193,714	7,196,558	1,176,832	25,365.1	1	3,389,101	5,629,279.1	2.41	879.77	23.68	37.15	0.39
55-59 Years	14,917	337,513	13,029,920	2,098,648	46,010.4	9	2,963,014	4,997,291.3	5.03	873.49	22.63	38.61	1.96
60-64 Years	14,507	306,076	12,261,775	2,050,694	42,875.7	6	2,119,637	3,410,210.3	6.84	845.23	21.10	40.06	1.40
65-74 Years	40,161	815,243	36,813,560	5,745,361	126,542.1	29	2,519,078	5,431,005.9	15.94	916.65	20.30	45.16	2.29
75-79 Years	16,828	366,126	15,644,781	2,476,418	53,676.8	19	963,571	1,783,575.7	17.46	929.69	21.76	42.73	3.54
80-84 Years	13,145	285,770	11,878,471	1,933,218	40,960.8	16	673,185	1,241,647.4	19.53	903.65	21.74	41.57	3.91
85-89 Years	7,042	157,779	6,217,623	1,014,635	21,492.0	8	370,419	653,490.5	19.01	882.93	22.41	39.41	3.72
90+ Years	2,388	54,867	2,010,800	342,904	7,014.3	2	151,601	275,255.7	15.75	842.04	22.98	36.65	2.85
<b>Alendronate and Esophageal Cancer; Exposure Extension Period=365; Minimum Episode Duration=1461</b>													
45-49 Years	350	14,041	527,212	94,319	1,726.4	0	1,595,348	2,340,275.9	0.22	1,506.32	40.12	37.55	0.00
50-54 Years	1,445	60,071	2,264,849	374,394	7,266.3	1	1,568,884	2,343,765.6	0.92	1,567.37	41.57	37.70	1.38

**Table 2A: Summary of Alendronate Use and Subsequent Events in the MSDD between January 1, 2006 and December 31, 2013, by Drug Use and Age Group**

	Users	Dispensings	Days Supplied	Amount Supplied	Years at Risk	Episodes w/ Events	Eligible Members	Member- Years	Users / 1K Eligible Members	Days Supplied/ User	Dispensings / User	Days Supplied/ Dispensing	Episodes w/ Events / 10K Years at Risk
55-59 Years	2,595	104,931	4,033,495	607,092	12,941.0	2	1,390,300	2,089,230.1	1.87	1,554.33	40.44	38.44	1.55
60-64 Years	1,933	71,072	2,967,790	499,979	9,413.1	4	864,533	1,112,268.5	2.24	1,535.33	36.77	41.76	4.25
65-74 Years	7,794	274,463	12,293,759	1,894,172	38,571.7	6	1,302,811	2,356,731.2	5.98	1,577.34	35.21	44.79	1.56
75-79 Years	3,440	128,551	5,438,329	832,597	17,068.8	5	511,881	803,569.0	6.72	1,580.91	37.37	42.30	2.93
80-84 Years	2,361	89,686	3,690,927	583,380	11,612.6	3	344,262	528,447.5	6.86	1,563.29	37.99	41.15	2.58
85-89 Years	1,159	45,444	1,779,038	284,222	5,588.4	4	169,563	248,089.1	6.84	1,534.98	39.21	39.15	7.16
90+ Years	271	10,997	399,612	65,149	1,287.5	1	57,045	84,514.6	4.75	1,474.58	40.58	36.34	7.77
<b>Alendronate and Hip Fracture; Exposure Extension Period= 0; Minimum Episode Duration=1</b>													
45-49 Years	21,996	109,644	3,861,726	666,614	11,421.0	42	7,616,253	12,515,070.0	2.89	175.56	4.98	35.22	36.77
50-54 Years	61,752	355,357	12,751,752	2,138,046	37,506.2	70	7,237,154	12,250,846.9	8.53	206.50	5.75	35.88	18.66
55-59 Years	96,996	577,227	21,700,639	3,568,509	63,564.2	174	6,139,723	10,605,700.6	15.80	223.73	5.95	37.59	27.37
60-64 Years	100,603	567,456	22,026,368	3,727,569	64,215.2	213	4,640,451	8,279,025.1	21.68	218.94	5.64	38.82	33.17
65-74 Years	201,736	1,220,433	53,971,981	8,622,725	155,469.3	925	4,887,968	10,819,737.0	41.27	267.54	6.05	44.22	59.50
75-79 Years	73,195	487,679	20,673,561	3,339,272	59,351.7	739	1,678,332	3,272,954.3	43.61	282.44	6.66	42.39	124.51
80-84 Years	56,361	377,547	15,546,799	2,621,401	44,491.9	953	1,170,165	2,306,504.2	48.17	275.84	6.70	41.18	214.20
85-89 Years	31,278	204,035	8,018,382	1,379,589	22,892.1	775	694,266	1,319,180.6	45.05	256.36	6.52	39.30	338.54
90+ Years	11,658	74,801	2,760,598	520,786	7,874.1	391	329,068	675,643.7	35.43	236.80	6.42	36.91	496.56
<b>Alendronate and Hip Fracture; Exposure Extension Period= 0; Minimum Episode Duration=365</b>													
45-49 Years	3,962	72,603	2,623,816	446,540	7,749.6	19	5,196,792	8,550,105.6	0.76	662.25	18.32	36.14	24.52
50-54 Years	13,841	262,427	9,636,590	1,594,495	28,324.3	37	5,033,524	8,499,478.5	2.75	696.24	18.96	36.72	13.06
55-59 Years	25,075	454,919	17,396,219	2,800,002	50,981.0	102	4,355,650	7,496,717.6	5.76	693.77	18.14	38.24	20.01
60-64 Years	26,385	441,199	17,459,312	2,888,603	50,961.9	127	3,245,265	5,563,924.1	8.13	661.71	16.72	39.57	24.92
65-74 Years	63,806	1,044,152	47,046,357	7,359,465	135,727.1	625	3,524,701	7,922,374.2	18.10	737.33	16.36	45.06	46.05
75-79 Years	25,432	449,559	19,233,390	3,048,340	55,276.0	497	1,297,587	2,514,073.8	19.60	756.27	17.68	42.78	89.91
80-84 Years	19,719	349,990	14,543,507	2,395,875	41,650.7	635	911,409	1,773,540.3	21.64	737.54	17.75	41.55	152.46
85-89 Years	10,596	193,010	7,605,791	1,248,699	21,718.6	474	525,028	977,372.8	20.18	717.80	18.22	39.41	218.25
90+ Years	3,824	69,700	2,573,248	446,889	7,314.9	233	232,761	454,298.2	16.43	672.92	18.23	36.92	318.53
<b>Alendronate and Hip Fracture; Exposure Extension Period= 0; Minimum Episode Duration=730</b>													
45-49 Years	1,412	40,142	1,474,292	237,360	4,289.0	9	3,469,520	5,641,217.4	0.41	1,044.12	28.43	36.73	20.98

**Table 2A: Summary of Alendronate Use and Subsequent Events in the MSDD between January 1, 2006 and December 31, 2013, by Drug Use and Age Group**

	Users	Dispensings	Days Supplied	Amount Supplied	Years at Risk	Episodes w/ Events	Eligible Members	Member- Years	Users / 1K Eligible Members	Days Supplied/ User	Dispensings / User	Days Supplied/ Dispensing	Episodes w/ Events / 10K Years at Risk
50-54 Years	5,444	156,568	5,834,609	942,924	16,911.8	24	3,389,508	5,633,140.0	1.61	1,071.75	28.76	37.27	14.19
55-59 Years	9,875	272,363	10,513,550	1,654,188	30,412.1	50	2,964,406	5,006,139.4	3.33	1,064.66	27.58	38.60	16.44
60-64 Years	9,517	243,993	9,762,256	1,602,101	28,149.0	63	2,122,127	3,420,137.6	4.48	1,025.77	25.64	40.01	22.38
65-74 Years	27,388	670,315	30,232,270	4,697,497	86,401.2	361	2,520,348	5,452,397.3	10.87	1,103.85	24.47	45.10	41.78
75-79 Years	11,589	301,903	12,892,635	2,009,667	36,701.5	273	965,911	1,790,921.4	12.00	1,112.49	26.05	42.70	74.38
80-84 Years	8,852	231,056	9,599,540	1,546,454	27,208.9	355	675,119	1,245,374.5	13.11	1,084.45	26.10	41.55	130.47
85-89 Years	4,633	124,602	4,910,733	782,228	13,883.1	238	371,633	653,437.6	12.47	1,059.95	26.89	39.41	171.43
90+ Years	1,512	41,520	1,517,908	246,044	4,269.3	103	152,058	273,407.2	9.94	1,003.91	27.46	36.56	241.26
<b>Alendronate and Hip Fracture; Exposure Extension Period= 0; Minimum Episode Duration=1096</b>													
45-49 Years	592	21,820	808,483	134,900	2,332.8	4	2,324,390	3,685,209.5	0.25	1,365.68	36.86	37.05	17.15
50-54 Years	2,282	86,742	3,241,989	524,765	9,307.5	13	2,280,420	3,685,452.2	1.00	1,420.68	38.01	37.38	13.97
55-59 Years	4,086	150,092	5,770,085	895,608	16,547.8	20	2,008,808	3,285,484.5	2.03	1,412.16	36.73	38.44	12.09
60-64 Years	3,525	118,569	4,831,625	785,780	13,807.7	31	1,354,765	2,012,218.5	2.60	1,370.67	33.64	40.75	22.45
65-74 Years	12,318	392,049	17,638,761	2,715,537	50,055.6	199	1,781,349	3,667,274.3	6.91	1,431.95	31.83	44.99	39.76
75-79 Years	5,377	181,789	7,715,910	1,185,064	21,798.1	161	701,285	1,230,840.8	7.67	1,434.98	33.81	42.44	73.86
80-84 Years	3,806	129,625	5,380,985	851,400	15,160.0	158	482,312	835,905.2	7.89	1,413.82	34.06	41.51	104.22
85-89 Years	1,902	66,876	2,637,811	416,052	7,394.0	105	251,852	415,404.6	7.55	1,386.86	35.16	39.44	142.01
90+ Years	540	19,247	707,428	111,645	1,982.1	34	93,696	155,988.8	5.76	1,310.05	35.64	36.76	171.54
<b>Alendronate and Hip Fracture; Exposure Extension Period= 0; Minimum Episode Duration=1461</b>													
45-49 Years	216	9,711	365,959	57,312	1,051.3	0	1,595,334	2,340,227.0	0.14	1,694.25	44.96	37.68	0.00
50-54 Years	1,014	46,196	1,741,952	291,742	4,969.7	3	1,568,938	2,344,080.7	0.65	1,717.90	45.56	37.71	6.04
55-59 Years	1,744	78,379	3,000,519	441,064	8,554.5	7	1,390,481	2,090,106.5	1.25	1,720.48	44.94	38.28	8.18
60-64 Years	1,267	51,712	2,156,114	379,216	6,116.6	14	864,868	1,113,112.8	1.46	1,701.75	40.81	41.69	22.89
65-74 Years	5,368	209,551	9,314,018	1,425,582	26,292.9	80	1,302,909	2,358,384.0	4.12	1,735.10	39.04	44.45	30.43
75-79 Years	2,396	98,250	4,146,071	634,386	11,676.5	75	512,112	803,260.3	4.68	1,730.41	41.01	42.20	64.23
80-84 Years	1,591	66,585	2,732,830	435,688	7,646.1	74	344,420	527,259.3	4.62	1,717.68	41.85	41.04	96.78
85-89 Years	741	31,841	1,252,871	202,206	3,493.8	46	169,540	246,681.1	4.37	1,690.78	42.97	39.35	131.66
90+ Years	144	6,688	239,753	41,224	664.1	10	56,987	83,560.5	2.53	1,664.95	46.44	35.85	150.58
<b>Alendronate and Hip Fracture; Exposure Extension Period= 0; Minimum Episode Duration=1826</b>													

**Table 2A: Summary of Alendronate Use and Subsequent Events in the MSDD between January 1, 2006 and December 31, 2013, by Drug Use and Age Group**

	Users	Dispensings	Days Supplied	Amount Supplied	Years at Risk	Episodes w/ Events	Eligible Members	Member- Years	Users / 1K Eligible Members	Days Supplied/ User	Dispensings / User	Days Supplied/ Dispensing	Episodes w/ Events / 10K Years at Risk
45-49 Years	72	3,922	145,429	25,892	416.9	0	1,098,295	1,381,535.2	0.07	2,019.85	54.47	37.08	0.00
50-54 Years	364	19,230	739,174	131,955	2,096.9	2	1,083,389	1,388,383.8	0.34	2,030.70	52.83	38.44	9.54
55-59 Years	641	33,349	1,295,343	188,086	3,671.2	4	961,341	1,236,259.6	0.67	2,020.82	52.03	38.84	10.90
60-64 Years	393	18,658	805,527	159,981	2,279.6	2	467,027	548,147.2	0.84	2,049.69	47.48	43.17	8.77
65-74 Years	2,022	92,898	4,077,939	607,510	11,466.0	29	965,411	1,373,022.6	2.09	2,016.78	45.94	43.90	25.29
75-79 Years	923	44,575	1,843,960	277,651	5,165.4	26	369,952	472,146.1	2.49	1,997.79	48.29	41.37	50.34
80-84 Years	593	29,157	1,174,854	189,309	3,268.1	29	240,112	296,255.7	2.47	1,981.20	49.17	40.29	88.74
85-89 Years	242	11,990	478,235	71,015	1,330.1	11	109,407	129,507.4	2.21	1,976.18	49.55	39.89	82.70
90+ Years	44	2,348	85,373	12,130	239.6	4	33,389	39,972.9	1.32	1,940.30	53.36	36.36	166.91
<b>Alendronate and Hip Fracture; Exposure Extension Period=183; Minimum Episode Duration=1</b>													
45-49 Years	21,996	109,644	3,861,726	666,614	17,714.3	52	7,616,253	12,515,070.0	2.89	175.56	4.98	35.22	29.35
50-54 Years	61,752	355,357	12,751,752	2,138,046	54,665.2	112	7,237,154	12,250,846.9	8.53	206.50	5.75	35.88	20.49
55-59 Years	96,996	577,227	21,700,639	3,568,509	89,798.8	258	6,139,723	10,605,700.6	15.80	223.73	5.95	37.59	28.73
60-64 Years	100,603	567,456	22,026,368	3,727,569	89,728.4	326	4,640,451	8,279,025.1	21.68	218.94	5.64	38.82	36.33
65-74 Years	201,736	1,220,433	53,971,981	8,622,725	209,200.9	1,353	4,887,968	10,819,737.0	41.27	267.54	6.05	44.22	64.67
75-79 Years	73,195	487,679	20,673,561	3,339,272	79,422.9	1,121	1,678,332	3,272,954.3	43.61	282.44	6.66	42.39	141.14
80-84 Years	56,361	377,547	15,546,799	2,621,401	59,820.7	1,401	1,170,165	2,306,504.2	48.17	275.84	6.70	41.18	234.20
85-89 Years	31,278	204,035	8,018,382	1,379,589	31,289.0	1,156	694,266	1,319,180.6	45.05	256.36	6.52	39.30	369.46
90+ Years	11,658	74,801	2,760,598	520,786	10,850.8	565	329,068	675,643.7	35.43	236.80	6.42	36.91	520.70
<b>Alendronate and Hip Fracture; Exposure Extension Period=183; Minimum Episode Duration=730</b>													
45-49 Years	1,797	46,343	1,703,801	285,796	5,439.1	10	3,469,520	5,640,740.8	0.52	948.14	25.79	36.77	18.39
50-54 Years	6,702	176,619	6,585,406	1,064,667	20,884.0	29	3,389,298	5,630,987.0	1.98	982.60	26.35	37.29	13.89
55-59 Years	12,254	309,016	11,931,320	1,896,752	37,815.3	73	2,963,729	5,001,476.1	4.13	973.67	25.22	38.61	19.30
60-64 Years	11,872	278,768	11,161,027	1,862,766	35,095.5	92	2,120,878	3,414,686.3	5.60	940.11	23.48	40.04	26.21
65-74 Years	33,517	750,123	33,916,999	5,284,546	105,380.4	489	2,519,650	5,439,519.9	13.30	1,011.93	22.38	45.22	46.40
75-79 Years	14,120	336,695	14,407,048	2,262,475	44,588.1	396	964,632	1,784,958.8	14.64	1,020.33	23.85	42.79	88.81
80-84 Years	10,765	257,498	10,728,060	1,732,547	33,099.8	497	674,004	1,240,682.0	15.97	996.57	23.92	41.66	150.15
85-89 Years	5,649	139,823	5,513,897	895,410	16,962.9	329	370,906	650,827.1	15.23	976.08	24.75	39.43	193.95
90+ Years	1,867	47,051	1,730,709	277,758	5,310.6	149	151,760	272,453.6	12.30	927.00	25.20	36.78	280.57



**Table 2A: Summary of Alendronate Use and Subsequent Events in the MSDD between January 1, 2006 and December 31, 2013, by Drug Use and Age Group**

	Users	Dispensings	Days Supplied	Amount Supplied	Years at Risk	Episodes w/ Events	Eligible Members	Member- Years	Users / 1K Eligible Members	Days Supplied/ User	Dispensings / User	Days Supplied/ Dispensing	Episodes w/ Events / 10K Years at Risk
<b>Alendronate and Hip Fracture; Exposure Extension Period=183; Minimum Episode Duration=1461</b>													
45-49 Years	277	11,778	445,683	69,775	1,358.1	0	1,595,334	2,340,157.0	0.17	1,608.96	42.52	37.84	0.00
50-54 Years	1,241	53,831	2,035,215	336,701	6,157.5	3	1,568,911	2,343,782.6	0.79	1,639.98	43.38	37.81	4.87
55-59 Years	2,156	92,257	3,540,397	536,198	10,656.9	13	1,390,369	2,089,447.7	1.55	1,642.11	42.79	38.38	12.20
60-64 Years	1,582	61,609	2,569,124	440,216	7,660.0	19	864,692	1,112,535.9	1.83	1,623.97	38.94	41.70	24.80
65-74 Years	6,552	243,595	10,872,623	1,657,715	32,116.7	111	1,302,826	2,356,597.4	5.03	1,659.44	37.18	44.63	34.56
75-79 Years	2,897	113,697	4,803,027	738,535	14,144.3	104	511,933	802,441.4	5.66	1,657.93	39.25	42.24	73.53
80-84 Years	1,958	78,188	3,212,078	511,899	9,420.3	104	344,276	526,647.1	5.69	1,640.49	39.93	41.08	110.40
85-89 Years	939	38,653	1,513,065	241,440	4,417.6	57	169,444	246,368.7	5.54	1,611.36	41.16	39.14	129.03
90+ Years	197	8,347	309,214	52,187	905.6	17	56,960	83,489.3	3.46	1,569.61	42.37	37.04	187.72
<b>Alendronate and Hip Fracture; Exposure Extension Period=365; Minimum Episode Duration=1</b>													
45-49 Years	21,996	109,644	3,861,726	666,614	21,503.9	58	7,616,253	12,515,070.0	2.89	175.56	4.98	35.22	26.97
50-54 Years	61,752	355,357	12,751,752	2,138,046	64,967.5	135	7,237,154	12,250,846.9	8.53	206.50	5.75	35.88	20.78
55-59 Years	96,996	577,227	21,700,639	3,568,509	105,344.5	292	6,139,723	10,605,700.6	15.80	223.73	5.95	37.59	27.72
60-64 Years	100,603	567,456	22,026,368	3,727,569	104,129.7	383	4,640,451	8,279,025.1	21.68	218.94	5.64	38.82	36.78
65-74 Years	201,736	1,220,433	53,971,981	8,622,725	241,006.1	1,566	4,887,968	10,819,737.0	41.27	267.54	6.05	44.22	64.98
75-79 Years	73,195	487,679	20,673,561	3,339,272	91,505.6	1,292	1,678,332	3,272,954.3	43.61	282.44	6.66	42.39	141.19
80-84 Years	56,361	377,547	15,546,799	2,621,401	68,963.4	1,643	1,170,165	2,306,504.2	48.17	275.84	6.70	41.18	238.24
85-89 Years	31,278	204,035	8,018,382	1,379,589	36,194.3	1,342	694,266	1,319,180.6	45.05	256.36	6.52	39.30	370.78
90+ Years	11,658	74,801	2,760,598	520,786	12,547.5	624	329,068	675,643.7	35.43	236.80	6.42	36.91	497.31
<b>Alendronate and Hip Fracture; Exposure Extension Period=365; Minimum Episode Duration=730</b>													
45-49 Years	2,173	50,669	1,856,074	312,754	6,578.3	13	3,469,520	5,640,277.3	0.63	854.15	23.32	36.63	19.76
50-54 Years	8,150	192,971	7,170,121	1,173,088	25,227.1	41	3,389,104	5,628,707.0	2.40	879.77	23.68	37.16	16.25
55-59 Years	14,886	336,712	13,001,950	2,094,652	45,787.1	93	2,962,999	4,996,408.4	5.02	873.43	22.62	38.61	20.31
60-64 Years	14,459	304,989	12,222,332	2,045,070	42,585.0	117	2,119,621	3,409,305.7	6.82	845.31	21.09	40.07	27.47
65-74 Years	39,900	809,144	36,575,852	5,710,381	124,946.2	606	2,518,976	5,426,888.1	15.84	916.69	20.28	45.20	48.50
75-79 Years	16,625	360,890	15,449,374	2,446,389	52,404.3	488	963,401	1,779,339.3	17.26	929.29	21.71	42.81	93.12
80-84 Years	12,821	278,061	11,583,802	1,885,907	39,239.7	633	672,947	1,236,054.8	19.05	903.50	21.69	41.66	161.32
85-89 Years	6,774	151,448	5,980,897	978,241	20,207.9	437	370,129	648,180.2	18.30	882.92	22.36	39.49	216.25

**Table 2A: Summary of Alendronate Use and Subsequent Events in the MSDD between January 1, 2006 and December 31, 2013, by Drug Use and Age Group**

	Users	Dispensings	Days Supplied	Amount Supplied	Years at Risk	Episodes w/ Events	Eligible Members	Member- Years	Users / 1K Eligible Members	Days Supplied/ User	Dispensings / User	Days Supplied/ Dispensing	Episodes w/ Events / 10K Years at Risk
90+ Years	2,253	51,297	1,891,816	315,699	6,382.5	193	151,426	271,438.2	14.88	839.69	22.77	36.88	302.39
<b>Alendronate and Hip Fracture; Exposure Extension Period=365; Minimum Episode Duration=1461</b>													
45-49 Years	348	13,934	524,216	93,891	1,715.7	1	1,595,334	2,340,086.6	0.22	1,506.37	40.04	37.62	5.83
50-54 Years	1,442	59,908	2,260,206	373,749	7,244.9	6	1,568,872	2,343,492.9	0.92	1,567.41	41.55	37.73	8.28
55-59 Years	2,588	104,642	4,022,042	605,458	12,867.8	20	1,390,276	2,088,841.9	1.86	1,554.11	40.43	38.44	15.54
60-64 Years	1,930	70,896	2,961,402	499,066	9,358.6	23	864,519	1,111,939.8	2.23	1,534.41	36.73	41.77	24.58
65-74 Years	7,741	272,415	12,217,094	1,883,173	38,029.3	146	1,302,728	2,354,849.0	5.94	1,578.23	35.19	44.85	38.39
75-79 Years	3,388	126,478	5,356,943	821,076	16,583.3	130	511,793	801,706.5	6.62	1,581.15	37.33	42.35	78.39
80-84 Years	2,311	87,670	3,610,987	572,053	11,139.4	129	344,125	526,089.4	6.72	1,562.52	37.94	41.19	115.80
85-89 Years	1,119	43,810	1,717,377	274,558	5,279.0	77	169,366	246,093.4	6.61	1,534.74	39.15	39.20	145.86
90+ Years	254	10,190	373,645	61,464	1,157.2	26	56,924	83,406.1	4.46	1,471.04	40.12	36.67	224.69
<b>Alendronate and Non-vertebral Fracture; Exposure Extension Period= 0; Minimum Episode Duration=1</b>													
45-49 Years	21,610	107,334	3,789,656	655,902	11,008.8	293	7,613,620	12,474,436.6	2.84	175.37	4.97	35.31	266.15
50-54 Years	60,870	349,530	12,556,588	2,108,224	36,259.3	847	7,234,387	12,201,920.7	8.41	206.29	5.74	35.92	233.60
55-59 Years	95,661	567,333	21,350,515	3,511,650	61,434.0	1,554	6,137,196	10,554,972.3	15.59	223.19	5.93	37.63	252.95
60-64 Years	99,183	558,154	21,688,939	3,670,527	62,083.8	1,785	4,638,457	8,234,504.4	21.38	218.68	5.63	38.86	287.51
65-74 Years	198,628	1,199,628	53,127,205	8,488,057	149,529.9	4,864	4,885,335	10,750,724.7	40.66	267.47	6.04	44.29	325.29
75-79 Years	71,743	477,782	20,285,865	3,285,200	56,463.6	2,776	1,677,677	3,245,667.2	42.76	282.76	6.66	42.46	491.64
80-84 Years	54,831	367,080	15,154,322	2,556,536	41,703.7	2,882	1,169,582	2,281,908.5	46.88	276.38	6.69	41.28	691.07
85-89 Years	30,227	196,642	7,759,663	1,336,042	21,230.8	1,967	693,718	1,300,545.7	43.57	256.71	6.51	39.46	926.48
90+ Years	11,177	71,408	2,649,578	490,924	7,196.3	877	328,719	662,976.0	34.00	237.06	6.39	37.10	1218.68
<b>Alendronate and Non-vertebral Fracture; Exposure Extension Period= 0; Minimum Episode Duration=365</b>													
45-49 Years	3,870	70,896	2,565,772	438,283	7,380.0	157	5,194,943	8,522,319.7	0.74	662.99	18.32	36.19	212.74
50-54 Years	13,606	257,610	9,470,510	1,567,642	27,153.4	558	5,031,312	8,465,003.8	2.70	696.05	18.93	36.76	205.50
55-59 Years	24,634	446,457	17,086,685	2,753,263	48,850.5	1,063	4,353,583	7,459,823.5	5.66	693.62	18.12	38.27	217.60
60-64 Years	25,899	432,259	17,126,980	2,837,670	48,758.9	1,154	3,243,524	5,532,803.9	7.98	661.30	16.69	39.62	236.67
65-74 Years	62,693	1,023,533	46,185,930	7,231,208	129,252.3	3,694	3,522,902	7,869,027.7	17.80	736.70	16.33	45.12	285.80
75-79 Years	24,859	438,787	18,797,919	2,982,593	52,016.5	2,104	1,296,798	2,491,836.3	19.17	756.18	17.65	42.84	404.49
80-84 Years	19,078	337,905	14,081,014	2,318,602	38,451.5	2,177	910,651	1,753,658.7	20.95	738.08	17.71	41.67	566.17

**Table 2A: Summary of Alendronate Use and Subsequent Events in the MSDD between January 1, 2006 and December 31, 2013, by Drug Use and Age Group**

	Users	Dispensings	Days Supplied	Amount Supplied	Years at Risk	Episodes w/ Events	Eligible Members	Member- Years	Users / 1K Eligible Members	Days Supplied/ User	Dispensings / User	Days Supplied/ Dispensing	Episodes w/ Events / 10K Years at Risk
85-89 Years	10,156	183,897	7,278,345	1,197,608	19,690.4	1,388	524,478	963,178.7	19.36	716.65	18.11	39.58	704.91
90+ Years	3,643	66,129	2,446,571	412,726	6,529.3	594	232,369	445,880.9	15.68	671.58	18.15	37.00	909.75
<b>Alendronate and Non-vertebral Fracture; Exposure Extension Period= 0; Minimum Episode Duration=730</b>													
45-49 Years	1,382	39,192	1,443,033	232,908	4,048.0	83	3,468,294	5,622,844.7	0.40	1,044.16	28.36	36.82	205.04
50-54 Years	5,348	153,673	5,733,080	928,477	16,104.2	299	3,388,123	5,610,130.5	1.58	1,072.00	28.73	37.31	185.67
55-59 Years	9,694	267,147	10,319,632	1,625,502	28,912.1	588	2,962,969	4,981,202.3	3.27	1,064.54	27.56	38.63	203.37
60-64 Years	9,320	238,737	9,561,191	1,572,639	26,665.2	619	2,120,825	3,400,702.4	4.39	1,025.88	25.62	40.05	232.14
65-74 Years	26,819	655,272	29,608,555	4,604,444	81,524.9	2,146	2,518,950	5,414,774.3	10.65	1,104.01	24.43	45.19	263.23
75-79 Years	11,301	294,135	12,573,938	1,961,304	34,142.3	1,273	965,140	1,774,776.0	11.71	1,112.64	26.03	42.75	372.85
80-84 Years	8,560	223,083	9,289,892	1,498,036	24,882.0	1,275	674,459	1,231,143.8	12.69	1,085.27	26.06	41.64	512.42
85-89 Years	4,422	118,365	4,684,887	747,611	12,396.6	758	371,114	643,861.5	11.92	1,059.45	26.77	39.58	611.46
90+ Years	1,420	38,993	1,427,078	225,774	3,685.1	306	151,781	268,351.1	9.36	1,004.98	27.46	36.60	830.37
<b>Alendronate and Non-vertebral Fracture; Exposure Extension Period= 0; Minimum Episode Duration=1096</b>													
45-49 Years	577	21,221	788,686	132,080	2,179.9	42	2,323,535	3,673,122.5	0.25	1,366.87	36.78	37.17	192.67
50-54 Years	2,246	85,296	3,189,894	517,336	8,795.4	168	2,279,458	3,670,342.2	0.99	1,420.26	37.98	37.40	191.01
55-59 Years	4,006	147,001	5,657,950	879,636	15,617.1	302	2,007,776	3,269,049.6	2.00	1,412.37	36.70	38.49	193.38
60-64 Years	3,452	115,977	4,732,377	770,838	12,964.0	291	1,353,913	2,000,657.5	2.55	1,370.91	33.60	40.80	224.47
65-74 Years	12,047	383,020	17,260,077	2,658,905	46,841.2	1,203	1,780,400	3,641,631.1	6.77	1,432.73	31.79	45.06	256.83
75-79 Years	5,237	177,159	7,521,067	1,155,085	20,133.1	716	700,721	1,219,632.5	7.47	1,436.14	33.83	42.45	355.63
80-84 Years	3,690	125,527	5,216,180	827,699	13,772.3	609	481,813	826,278.6	7.66	1,413.60	34.02	41.55	442.19
85-89 Years	1,811	63,442	2,512,739	398,321	6,501.7	356	251,459	409,333.6	7.20	1,387.49	35.03	39.61	547.55
90+ Years	507	18,114	665,840	105,543	1,693.9	122	93,501	153,174.5	5.42	1,313.29	35.73	36.76	720.22
<b>Alendronate and Non-vertebral Fracture; Exposure Extension Period= 0; Minimum Episode Duration=1461</b>													
45-49 Years	210	9,417	356,423	55,953	963.1	22	1,594,733	2,332,540.1	0.13	1,697.25	44.84	37.85	228.42
50-54 Years	996	45,365	1,711,180	287,350	4,638.1	85	1,568,239	2,334,470.5	0.64	1,718.05	45.55	37.72	183.26
55-59 Years	1,711	76,839	2,943,916	433,025	8,077.6	132	1,389,733	2,079,663.0	1.23	1,720.58	44.91	38.31	163.42
60-64 Years	1,242	50,675	2,113,532	373,138	5,665.2	145	864,206	1,106,630.2	1.44	1,701.72	40.80	41.71	255.95
65-74 Years	5,266	205,062	9,139,707	1,398,122	24,544.0	586	1,302,141	2,341,793.4	4.04	1,735.61	38.94	44.57	238.75
75-79 Years	2,344	96,073	4,056,935	621,735	10,692.2	383	511,619	795,922.0	4.58	1,730.77	40.99	42.23	358.20

**Table 2A: Summary of Alendronate Use and Subsequent Events in the MSDD between January 1, 2006 and December 31, 2013, by Drug Use and Age Group**

	Users	Dispensings	Days Supplied	Amount Supplied	Years at Risk	Episodes w/ Events	Eligible Members	Member- Years	Users / 1K Eligible Members	Days Supplied/ User	Dispensings / User	Days Supplied/ Dispensing	Episodes w/ Events / 10K Years at Risk
80-84 Years	1,545	64,631	2,651,552	423,831	6,919.2	278	344,025	521,203.3	4.49	1,716.21	41.83	41.03	401.78
85-89 Years	707	30,218	1,195,742	194,085	3,042.2	159	169,255	243,113.3	4.18	1,691.29	42.74	39.57	522.65
90+ Years	135	6,269	225,824	39,248	548.4	38	56,863	82,092.5	2.37	1,672.77	46.44	36.02	692.92
<b>Alendronate and Non-vertebral Fracture; Exposure Extension Period= 0; Minimum Episode Duration=1826</b>													
45-49 Years	71	3,898	143,413	25,604	369.0	14	1,097,890	1,377,024.2	0.06	2,019.90	54.90	36.79	379.40
50-54 Years	358	18,945	727,256	130,255	1,924.3	39	1,082,889	1,382,700.5	0.33	2,031.44	52.92	38.39	202.67
55-59 Years	630	32,720	1,273,206	184,939	3,447.3	62	960,761	1,230,083.8	0.66	2,020.96	51.94	38.91	179.85
60-64 Years	386	18,305	791,379	157,966	2,106.6	44	466,604	544,908.6	0.83	2,050.20	47.42	43.23	208.86
65-74 Years	1,987	91,192	4,008,511	597,660	10,678.1	248	964,823	1,363,305.6	2.06	2,017.37	45.89	43.96	232.25
75-79 Years	905	43,695	1,807,493	272,470	4,739.8	148	369,576	467,781.5	2.45	1,997.23	48.28	41.37	312.25
80-84 Years	573	28,048	1,134,370	183,558	2,946.0	110	239,820	292,845.1	2.39	1,979.70	48.95	40.44	373.38
85-89 Years	232	11,428	458,248	68,180	1,146.2	51	109,208	127,667.4	2.12	1,975.21	49.26	40.10	444.96
90+ Years	44	2,348	85,373	12,130	216.1	10	33,304	39,301.0	1.32	1,940.30	53.36	36.36	462.75
<b>Alendronate and Non-vertebral Fracture; Exposure Extension Period=183; Minimum Episode Duration=1</b>													
45-49 Years	21,610	107,334	3,789,656	655,902	17,097.5	468	7,613,620	12,474,436.6	2.84	175.37	4.97	35.31	273.72
50-54 Years	60,870	349,530	12,556,588	2,108,224	52,872.5	1,256	7,234,387	12,201,920.7	8.41	206.29	5.74	35.92	237.55
55-59 Years	95,661	567,333	21,350,515	3,511,650	86,850.8	2,276	6,137,196	10,554,972.3	15.59	223.19	5.93	37.63	262.06
60-64 Years	99,183	558,154	21,688,939	3,670,527	86,737.2	2,535	4,638,457	8,234,504.4	21.38	218.68	5.63	38.86	292.26
65-74 Years	198,628	1,199,628	53,127,205	8,488,057	201,136.3	6,884	4,885,335	10,750,724.7	40.66	267.47	6.04	44.29	342.26
75-79 Years	71,743	477,782	20,285,865	3,285,200	75,454.2	3,951	1,677,677	3,245,667.2	42.76	282.76	6.66	42.46	523.63
80-84 Years	54,831	367,080	15,154,322	2,556,536	55,978.5	4,053	1,169,582	2,281,908.5	46.88	276.38	6.69	41.28	724.03
85-89 Years	30,227	196,642	7,759,663	1,336,042	28,952.7	2,842	693,718	1,300,545.7	43.57	256.71	6.51	39.46	981.60
90+ Years	11,177	71,408	2,649,578	490,924	9,888.7	1,244	328,719	662,976.0	34.00	237.06	6.39	37.10	1258.00
<b>Alendronate and Non-vertebral Fracture; Exposure Extension Period=183; Minimum Episode Duration=730</b>													
45-49 Years	1,757	45,256	1,667,066	280,566	5,143.2	104	3,468,294	5,622,379.7	0.51	948.81	25.76	36.84	202.21
50-54 Years	6,591	173,469	6,474,853	1,048,976	19,890.1	383	3,387,919	5,608,024.6	1.95	982.38	26.32	37.33	192.56
55-59 Years	12,034	303,141	11,715,020	1,864,780	35,940.5	756	2,962,299	4,976,651.1	4.06	973.49	25.19	38.65	210.35
60-64 Years	11,634	272,828	10,936,049	1,829,900	33,276.8	790	2,119,592	3,395,381.6	5.49	940.01	23.45	40.08	237.40
65-74 Years	32,850	733,716	33,236,660	5,183,411	99,409.9	2,737	2,518,269	5,402,251.3	13.04	1,011.77	22.34	45.30	275.32

**Table 2A: Summary of Alendronate Use and Subsequent Events in the MSDD between January 1, 2006 and December 31, 2013, by Drug Use and Age Group**

	Users	Dispensings	Days Supplied	Amount Supplied	Years at Risk	Episodes w/ Events	Eligible Members	Member- Years	Users / 1K Eligible Members	Days Supplied/ User	Dispensings / User	Days Supplied/ Dispensing	Episodes w/ Events / 10K Years at Risk
75-79 Years	13,776	328,078	14,056,759	2,209,615	41,418.9	1,650	963,881	1,768,991.7	14.29	1,020.38	23.82	42.85	398.37
80-84 Years	10,410	248,722	10,382,908	1,678,534	30,205.4	1,653	673,374	1,226,659.2	15.46	997.40	23.89	41.75	547.25
85-89 Years	5,404	132,980	5,267,434	857,861	15,137.4	996	370,410	641,371.8	14.59	974.73	24.61	39.61	657.97
90+ Years	1,764	44,337	1,633,910	256,685	4,616.0	389	151,494	267,445.4	11.64	926.25	25.13	36.85	842.72
<b>Alendronate and Non-vertebral Fracture; Exposure Extension Period=183; Minimum Episode Duration=1461</b>													
45-49 Years	271	11,484	436,147	68,416	1,260.9	25	1,594,733	2,332,470.0	0.17	1,609.40	42.38	37.98	198.27
50-54 Years	1,220	52,918	2,000,356	331,725	5,768.9	105	1,568,212	2,334,177.4	0.78	1,639.64	43.38	37.80	182.01
55-59 Years	2,116	90,415	3,474,554	526,827	10,044.9	178	1,389,623	2,079,012.5	1.52	1,642.04	42.73	38.43	177.21
60-64 Years	1,549	60,337	2,515,905	431,850	7,101.0	176	864,035	1,106,070.3	1.79	1,624.21	38.95	41.70	247.85
65-74 Years	6,418	238,156	10,656,301	1,624,257	29,930.5	717	1,302,062	2,340,067.9	4.93	1,660.38	37.11	44.75	239.56
75-79 Years	2,835	111,200	4,700,561	722,870	12,952.1	480	511,448	795,124.1	5.54	1,658.05	39.22	42.27	370.60
80-84 Years	1,905	75,912	3,121,487	498,714	8,532.6	362	343,884	520,607.3	5.54	1,638.58	39.85	41.12	424.25
85-89 Years	894	36,663	1,442,021	231,350	3,838.9	201	169,161	242,818.1	5.28	1,613.00	41.01	39.33	523.59
90+ Years	188	7,928	295,285	50,211	763.0	56	56,837	82,023.8	3.31	1,570.66	42.17	37.25	733.94
<b>Alendronate and Non-vertebral Fracture; Exposure Extension Period=365; Minimum Episode Duration=1</b>													
45-49 Years	21,610	107,334	3,789,656	655,902	20,717.6	543	7,613,620	12,474,436.6	2.84	175.37	4.97	35.31	262.10
50-54 Years	60,870	349,530	12,556,588	2,108,224	62,736.8	1,464	7,234,387	12,201,920.7	8.41	206.29	5.74	35.92	233.36
55-59 Years	95,661	567,333	21,350,515	3,511,650	101,726.1	2,626	6,137,196	10,554,972.3	15.59	223.19	5.93	37.63	258.14
60-64 Years	99,183	558,154	21,688,939	3,670,527	100,488.4	2,936	4,638,457	8,234,504.4	21.38	218.68	5.63	38.86	292.17
65-74 Years	198,628	1,199,628	53,127,205	8,488,057	231,225.4	7,950	4,885,335	10,750,724.7	40.66	267.47	6.04	44.29	343.82
75-79 Years	71,743	477,782	20,285,865	3,285,200	86,688.9	4,508	1,677,677	3,245,667.2	42.76	282.76	6.66	42.46	520.02
80-84 Years	54,831	367,080	15,154,322	2,556,536	64,304.5	4,627	1,169,582	2,281,908.5	46.88	276.38	6.69	41.28	719.54
85-89 Years	30,227	196,642	7,759,663	1,336,042	33,357.8	3,264	693,718	1,300,545.7	43.57	256.71	6.51	39.46	978.48
90+ Years	11,177	71,408	2,649,578	490,924	11,380.7	1,378	328,719	662,976.0	34.00	237.06	6.39	37.10	1210.82
<b>Alendronate and Non-vertebral Fracture; Exposure Extension Period=365; Minimum Episode Duration=730</b>													
45-49 Years	2,127	49,511	1,816,985	307,192	6,232.2	124	3,468,294	5,621,932.0	0.61	854.25	23.28	36.70	198.97
50-54 Years	8,013	189,522	7,049,255	1,155,927	24,032.1	460	3,387,727	5,605,795.1	2.37	879.73	23.65	37.19	191.41
55-59 Years	14,619	330,288	12,765,954	2,059,872	43,535.1	911	2,961,581	4,971,730.2	4.94	873.24	22.59	38.65	209.26
60-64 Years	14,175	298,592	11,978,936	2,009,588	40,363.9	990	2,118,357	3,390,143.8	6.69	845.07	21.06	40.12	245.27

**Table 2A: Summary of Alendronate Use and Subsequent Events in the MSDD between January 1, 2006 and December 31, 2013, by Drug Use and Age Group**

	Users	Dispensings	Days Supplied	Amount Supplied	Years at Risk	Episodes w/ Events	Eligible Members	Member- Years	Users / 1K Eligible Members	Days Supplied/ User	Dispensings / User	Days Supplied/ Dispensing	Episodes w/ Events / 10K Years at Risk
65-74 Years	39,139	791,754	35,857,511	5,603,806	117,857.4	3,332	2,517,611	5,389,950.4	15.55	916.16	20.23	45.29	282.71
75-79 Years	16,227	351,661	15,075,872	2,388,741	48,637.6	1,969	962,667	1,763,545.7	16.86	929.06	21.67	42.87	404.83
80-84 Years	12,389	268,426	11,205,984	1,827,205	35,715.0	2,030	672,342	1,222,237.5	18.43	904.51	21.67	41.75	568.39
85-89 Years	6,486	144,108	5,716,536	937,286	18,025.7	1,244	369,665	638,878.2	17.55	881.37	22.22	39.67	690.12
90+ Years	2,133	48,381	1,788,012	293,257	5,545.1	492	151,178	266,504.3	14.11	838.26	22.68	36.96	887.28
<b>Alendronate and Non-vertebral Fracture; Exposure Extension Period=365; Minimum Episode Duration=1461</b>													
45-49 Years	340	13,584	512,326	92,196	1,602.5	27	1,594,733	2,332,401.4	0.21	1,506.84	39.95	37.72	168.49
50-54 Years	1,418	58,879	2,222,095	368,309	6,790.7	126	1,568,174	2,333,891.5	0.90	1,567.06	41.52	37.74	185.55
55-59 Years	2,544	102,661	3,951,525	595,423	12,142.0	220	1,389,532	2,078,418.8	1.83	1,553.27	40.35	38.49	181.19
60-64 Years	1,892	69,475	2,902,527	489,884	8,694.9	212	863,865	1,105,486.5	2.19	1,534.11	36.72	41.78	243.82
65-74 Years	7,582	266,274	11,972,342	1,845,675	35,421.6	874	1,301,964	2,338,372.5	5.82	1,579.05	35.12	44.96	246.74
75-79 Years	3,311	123,595	5,237,503	802,997	15,143.6	574	511,310	794,415.9	6.48	1,581.85	37.33	42.38	379.04
80-84 Years	2,244	85,060	3,504,571	556,624	10,059.2	434	343,738	520,075.0	6.53	1,561.75	37.91	41.20	431.44
85-89 Years	1,068	41,627	1,639,712	263,524	4,594.7	249	169,087	242,555.2	6.32	1,535.31	38.98	39.39	541.92
90+ Years	240	9,666	353,912	58,483	965.2	74	56,802	81,948.6	4.23	1,474.63	40.28	36.61	766.64
<b>Alendronate and Osteonecrosis of Jaw; Exposure Extension Period= 0; Minimum Episode Duration=1</b>													
45-49 Years	22,054	110,067	3,875,164	668,560	11,482.3	4	7,616,335	12,515,769.3	2.90	175.71	4.99	35.21	3.48
50-54 Years	61,867	356,410	12,786,459	2,144,735	37,636.4	11	7,237,282	12,252,164.4	8.55	206.68	5.76	35.88	2.92
55-59 Years	97,185	578,449	21,742,890	3,574,478	63,782.5	25	6,139,818	10,607,918.5	15.83	223.73	5.95	37.59	3.92
60-64 Years	100,912	569,380	22,092,066	3,737,216	64,514.6	32	4,640,608	8,282,093.7	21.75	218.92	5.64	38.80	4.96
65-74 Years	202,753	1,227,913	54,256,170	8,665,198	156,809.9	95	4,888,504	10,830,245.2	41.48	267.60	6.06	44.19	6.06
75-79 Years	74,025	493,460	20,883,905	3,375,225	60,369.6	33	1,678,751	3,281,634.1	44.10	282.12	6.67	42.32	5.47
80-84 Years	57,394	385,903	15,850,229	2,675,579	45,840.5	31	1,170,654	2,317,971.4	49.03	276.17	6.72	41.07	6.76
85-89 Years	32,211	210,998	8,271,052	1,430,599	23,972.1	18	694,805	1,331,117.9	46.36	256.78	6.55	39.20	7.51
90+ Years	12,205	78,620	2,884,515	547,844	8,380.4	7	329,556	686,020.4	37.03	236.34	6.44	36.69	8.35
<b>Alendronate and Osteonecrosis of Jaw; Exposure Extension Period= 0; Minimum Episode Duration=365</b>													
45-49 Years	3,973	72,926	2,634,046	447,996	7,796.9	3	5,196,825	8,550,590.5	0.76	662.99	18.36	36.12	3.85
50-54 Years	13,889	263,452	9,671,326	1,599,416	28,450.6	6	5,033,598	8,500,443.2	2.76	696.33	18.97	36.71	2.11
55-59 Years	25,134	456,078	17,437,289	2,805,862	51,191.0	14	4,355,768	7,498,358.1	5.77	693.77	18.15	38.23	2.73

**Table 2A: Summary of Alendronate Use and Subsequent Events in the MSDD between January 1, 2006 and December 31, 2013, by Drug Use and Age Group**

	Users	Dispensings	Days Supplied	Amount Supplied	Years at Risk	Episodes w/ Events	Eligible Members	Member- Years	Users / 1K Eligible Members	Days Supplied/ User	Dispensings / User	Days Supplied/ Dispensing	Episodes w/ Events / 10K Years at Risk
60-64 Years	26,464	442,675	17,510,196	2,895,868	51,217.0	21	3,245,404	5,566,143.9	8.15	661.66	16.73	39.56	4.10
65-74 Years	64,179	1,051,526	47,328,372	7,393,661	137,087.6	73	3,525,040	7,930,403.3	18.21	737.44	16.38	45.01	5.33
75-79 Years	25,748	456,093	19,477,962	3,085,962	56,427.5	29	1,297,888	2,520,853.1	19.84	756.48	17.71	42.71	5.14
80-84 Years	20,164	359,147	14,884,789	2,451,148	43,159.6	28	911,818	1,782,288.2	22.11	738.19	17.81	41.44	6.49
85-89 Years	11,015	201,287	7,904,649	1,303,786	22,954.1	11	525,426	985,916.5	20.96	717.63	18.27	39.27	4.79
90+ Years	4,026	73,947	2,714,238	483,675	7,893.7	5	233,040	460,816.1	17.28	674.18	18.37	36.71	6.33
<b>Alendronate and Osteonecrosis of Jaw; Exposure Extension Period= 0; Minimum Episode Duration=730</b>													
45-49 Years	1,419	40,393	1,482,095	238,472	4,323.1	2	3,469,555	5,641,514.0	0.41	1,044.46	28.47	36.69	4.63
50-54 Years	5,467	157,226	5,858,004	946,232	17,006.1	3	3,389,548	5,633,799.7	1.61	1,071.52	28.76	37.26	1.76
55-59 Years	9,894	272,982	10,535,292	1,657,295	30,532.5	6	2,964,487	5,007,262.1	3.34	1,064.82	27.59	38.59	1.97
60-64 Years	9,544	244,776	9,789,045	1,605,934	28,302.3	8	2,122,233	3,421,524.1	4.50	1,025.68	25.65	39.99	2.83
65-74 Years	27,574	675,369	30,430,000	4,719,398	87,402.6	33	2,520,612	5,457,935.5	10.94	1,103.58	24.49	45.06	3.78
75-79 Years	11,738	306,431	13,062,741	2,035,542	37,528.5	20	966,175	1,795,766.8	12.15	1,112.86	26.11	42.63	5.33
80-84 Years	9,094	237,704	9,854,443	1,586,012	28,333.6	18	675,438	1,251,394.9	13.46	1,083.62	26.14	41.46	6.35
85-89 Years	4,816	129,756	5,105,208	812,598	14,713.5	6	371,982	659,093.0	12.95	1,060.05	26.94	39.34	4.08
90+ Years	1,612	44,589	1,618,468	266,839	4,670.2	2	152,264	277,341.6	10.59	1,004.01	27.66	36.30	4.28
<b>Alendronate and Osteonecrosis of Jaw; Exposure Extension Period= 0; Minimum Episode Duration=1096</b>													
45-49 Years	596	21,990	813,620	135,636	2,353.0	2	2,324,410	3,685,414.1	0.26	1,365.13	36.90	37.00	8.50
50-54 Years	2,291	87,071	3,253,496	526,384	9,358.8	1	2,280,457	3,685,882.5	1.00	1,420.12	38.01	37.37	1.07
55-59 Years	4,095	150,459	5,783,702	897,552	16,617.0	5	2,008,866	3,286,217.8	2.04	1,412.38	36.74	38.44	3.01
60-64 Years	3,530	118,815	4,839,925	786,967	13,870.4	5	1,354,821	2,013,027.5	2.61	1,371.08	33.66	40.73	3.60
65-74 Years	12,404	395,056	17,753,728	2,724,879	50,669.5	24	1,781,512	3,670,923.3	6.96	1,431.29	31.85	44.94	4.74
75-79 Years	5,452	184,644	7,824,461	1,201,577	22,352.4	9	701,464	1,234,052.4	7.77	1,435.15	33.87	42.38	4.03
80-84 Years	3,897	132,866	5,509,564	869,659	15,745.8	8	482,580	839,895.3	8.08	1,413.80	34.09	41.47	5.08
85-89 Years	1,973	69,513	2,736,286	431,870	7,841.5	3	252,078	418,935.7	7.83	1,386.87	35.23	39.36	3.83
90+ Years	577	20,723	755,661	118,476	2,173.2	0	93,873	158,204.8	6.15	1,309.64	35.92	36.46	0.00
<b>Alendronate and Osteonecrosis of Jaw; Exposure Extension Period= 0; Minimum Episode Duration=1461</b>													
45-49 Years	218	9,818	368,955	57,740	1,060.3	0	1,595,356	2,340,348.7	0.14	1,692.45	45.04	37.58	0.00
50-54 Years	1,016	46,310	1,745,207	292,191	4,986.7	0	1,568,962	2,344,366.7	0.65	1,717.72	45.58	37.69	0.00

**Table 2A: Summary of Alendronate Use and Subsequent Events in the MSDD between January 1, 2006 and December 31, 2013, by Drug Use and Age Group**

	Users	Dispensings	Days Supplied	Amount Supplied	Years at Risk	Episodes w/ Events	Eligible Members	Member- Years	Users / 1K Eligible Members	Days Supplied/ User	Dispensings / User	Days Supplied/ Dispensing	Episodes w/ Events / 10K Years at Risk
55-59 Years	1,751	78,668	3,011,972	442,698	8,591.4	3	1,390,529	2,090,552.2	1.26	1,720.14	44.93	38.29	3.49
60-64 Years	1,269	51,854	2,160,811	379,890	6,148.4	3	864,917	1,113,561.6	1.47	1,702.77	40.86	41.67	4.88
65-74 Years	5,399	210,878	9,363,996	1,425,680	26,602.8	8	1,303,044	2,360,720.2	4.14	1,734.39	39.06	44.40	3.01
75-79 Years	2,435	99,947	4,211,987	643,717	11,979.1	6	512,227	805,289.0	4.75	1,729.77	41.05	42.14	5.01
80-84 Years	1,625	68,131	2,792,453	444,142	7,950.8	6	344,574	529,698.8	4.72	1,718.43	41.93	40.99	7.55
85-89 Years	771	33,161	1,302,025	209,150	3,720.0	0	169,751	248,721.4	4.54	1,688.75	43.01	39.26	0.00
90+ Years	155	7,291	258,583	43,913	739.8	0	57,108	84,677.2	2.71	1,668.28	47.04	35.47	0.00
<b>Alendronate and Osteonecrosis of Jaw; Exposure Extension Period= 0; Minimum Episode Duration=1826</b>													
45-49 Years	72	3,922	145,429	25,892	416.9	0	1,098,310	1,381,611.3	0.07	2,019.85	54.47	37.08	0.00
50-54 Years	364	19,230	739,174	131,955	2,100.5	0	1,083,401	1,388,554.0	0.34	2,030.70	52.83	38.44	0.00
55-59 Years	642	33,419	1,297,303	188,366	3,682.0	1	961,369	1,236,510.6	0.67	2,020.72	52.05	38.82	2.72
60-64 Years	395	18,781	810,431	160,682	2,289.2	2	467,064	548,387.8	0.85	2,051.72	47.55	43.15	8.74
65-74 Years	2,029	93,175	4,091,231	609,399	11,578.9	3	965,485	1,374,382.6	2.10	2,016.38	45.92	43.91	2.59
75-79 Years	937	45,298	1,870,782	281,438	5,309.5	3	370,052	473,293.1	2.53	1,996.57	48.34	41.30	5.65
80-84 Years	605	29,877	1,199,878	192,860	3,404.7	2	240,235	297,581.1	2.52	1,983.27	49.38	40.16	5.87
85-89 Years	250	12,381	494,213	73,284	1,405.0	0	109,529	130,547.9	2.28	1,976.85	49.52	39.92	0.00
90+ Years	48	2,580	93,272	13,258	266.2	0	33,456	40,478.1	1.43	1,943.17	53.75	36.15	0.00
<b>Alendronate and Osteonecrosis of Jaw; Exposure Extension Period=183; Minimum Episode Duration=1</b>													
45-49 Years	22,054	110,067	3,875,164	668,560	17,801.4	7	7,616,335	12,515,769.3	2.90	175.71	4.99	35.21	3.93
50-54 Years	61,867	356,410	12,786,459	2,144,735	54,839.9	18	7,237,282	12,252,164.4	8.55	206.68	5.76	35.88	3.28
55-59 Years	97,185	578,449	21,742,890	3,574,478	90,118.0	44	6,139,818	10,607,918.5	15.83	223.73	5.95	37.59	4.88
60-64 Years	100,912	569,380	22,092,066	3,737,216	90,178.8	51	4,640,608	8,282,093.7	21.75	218.92	5.64	38.80	5.66
65-74 Years	202,753	1,227,913	54,256,170	8,665,198	211,104.0	146	4,888,504	10,830,245.2	41.48	267.60	6.06	44.19	6.92
75-79 Years	74,025	493,460	20,883,905	3,375,225	80,921.9	46	1,678,751	3,281,634.1	44.10	282.12	6.67	42.32	5.68
80-84 Years	57,394	385,903	15,850,229	2,675,579	61,770.0	43	1,170,654	2,317,971.4	49.03	276.17	6.72	41.07	6.96
85-89 Years	32,211	210,998	8,271,052	1,430,599	32,886.9	23	694,805	1,331,117.9	46.36	256.78	6.55	39.20	6.99
90+ Years	12,205	78,620	2,884,515	547,844	11,621.9	8	329,556	686,020.4	37.03	236.34	6.44	36.69	6.88
<b>Alendronate and Osteonecrosis of Jaw; Exposure Extension Period=183; Minimum Episode Duration=730</b>													
45-49 Years	1,806	46,640	1,712,892	287,092	5,481.2	2	3,469,555	5,641,033.9	0.52	948.45	25.83	36.73	3.65



**Table 2A: Summary of Alendronate Use and Subsequent Events in the MSDD between January 1, 2006 and December 31, 2013, by Drug Use and Age Group**

	Users	Dispensings	Days Supplied	Amount Supplied	Years at Risk	Episodes w/ Events	Eligible Members	Member- Years	Users / 1K Eligible Members	Days Supplied/ User	Dispensings / User	Days Supplied/ Dispensing	Episodes w/ Events / 10K Years at Risk
50-54 Years	6,727	177,310	6,609,995	1,068,147	20,993.9	4	3,389,338	5,631,645.1	1.98	982.61	26.36	37.28	1.91
55-59 Years	12,281	309,764	11,957,809	1,900,536	37,981.7	14	2,963,809	5,002,584.8	4.14	973.68	25.22	38.60	3.69
60-64 Years	11,910	279,711	11,194,271	1,867,511	35,304.9	13	2,120,979	3,416,038.8	5.62	939.91	23.49	40.02	3.68
65-74 Years	33,743	755,850	34,137,941	5,310,032	106,645.9	58	2,519,908	5,444,951.7	13.39	1,011.70	22.40	45.16	5.44
75-79 Years	14,294	341,679	14,591,781	2,290,992	45,622.8	30	964,886	1,789,719.9	14.81	1,020.83	23.90	42.71	6.58
80-84 Years	11,043	264,715	11,005,210	1,775,281	34,495.8	20	674,311	1,246,616.9	16.38	996.58	23.97	41.57	5.80
85-89 Years	5,864	145,516	5,727,955	928,561	17,986.0	10	371,241	656,399.0	15.80	976.80	24.82	39.36	5.56
90+ Years	1,984	50,422	1,841,919	300,020	5,815.8	3	151,954	276,338.3	13.06	928.39	25.41	36.53	5.16
<b>Alendronate and Osteonecrosis of Jaw; Exposure Extension Period=183; Minimum Episode Duration=1461</b>													
45-49 Years	279	11,885	448,679	70,203	1,365.1	1	1,595,356	2,340,278.9	0.17	1,608.17	42.60	37.75	7.33
50-54 Years	1,244	53,994	2,039,858	337,346	6,178.6	1	1,568,935	2,344,066.9	0.79	1,639.76	43.40	37.78	1.62
55-59 Years	2,163	92,546	3,551,850	537,832	10,711.7	4	1,390,416	2,089,891.1	1.56	1,642.09	42.79	38.38	3.73
60-64 Years	1,584	61,751	2,573,821	440,890	7,697.7	4	864,741	1,112,984.7	1.83	1,624.89	38.98	41.68	5.20
65-74 Years	6,589	245,165	10,930,480	1,658,918	32,499.5	13	1,302,961	2,358,921.4	5.06	1,658.90	37.21	44.58	4.00
75-79 Years	2,943	115,619	4,877,987	749,141	14,531.1	8	512,048	804,457.5	5.75	1,657.49	39.29	42.19	5.51
80-84 Years	2,003	80,078	3,286,356	522,425	9,806.3	6	344,430	529,072.4	5.82	1,640.72	39.98	41.04	6.12
85-89 Years	975	40,153	1,570,055	249,495	4,695.7	3	169,654	248,400.3	5.75	1,610.31	41.18	39.10	6.39
90+ Years	211	9,060	332,031	55,432	1,003.5	0	57,081	84,603.5	3.70	1,573.61	42.94	36.65	0.00
<b>Alendronate and Osteonecrosis of Jaw; Exposure Extension Period=365; Minimum Episode Duration=1</b>													
45-49 Years	22,054	110,067	3,875,164	668,560	21,608.6	10	7,616,335	12,515,769.3	2.90	175.71	4.99	35.21	4.63
50-54 Years	61,867	356,410	12,786,459	2,144,735	65,177.3	21	7,237,282	12,252,164.4	8.55	206.68	5.76	35.88	3.22
55-59 Years	97,185	578,449	21,742,890	3,574,478	105,735.0	55	6,139,818	10,607,918.5	15.83	223.73	5.95	37.59	5.20
60-64 Years	100,912	569,380	22,092,066	3,737,216	104,680.6	66	4,640,608	8,282,093.7	21.75	218.92	5.64	38.80	6.30
65-74 Years	202,753	1,227,913	54,256,170	8,665,198	243,311.1	162	4,888,504	10,830,245.2	41.48	267.60	6.06	44.19	6.66
75-79 Years	74,025	493,460	20,883,905	3,375,225	93,358.6	49	1,678,751	3,281,634.1	44.10	282.12	6.67	42.32	5.25
80-84 Years	57,394	385,903	15,850,229	2,675,579	71,360.7	52	1,170,654	2,317,971.4	49.03	276.17	6.72	41.07	7.29
85-89 Years	32,211	210,998	8,271,052	1,430,599	38,170.7	26	694,805	1,331,117.9	46.36	256.78	6.55	39.20	6.81
90+ Years	12,205	78,620	2,884,515	547,844	13,493.0	8	329,556	686,020.4	37.03	236.34	6.44	36.69	5.93
<b>Alendronate and Osteonecrosis of Jaw; Exposure Extension Period=365; Minimum Episode Duration=730</b>													

**Table 2A: Summary of Alendronate Use and Subsequent Events in the MSDD between January 1, 2006 and December 31, 2013, by Drug Use and Age Group**

	Users	Dispensings	Days Supplied	Amount Supplied	Years at Risk	Episodes w/ Events	Eligible Members	Member- Years	Users / 1K Eligible Members	Days Supplied/ User	Dispensings / User	Days Supplied/ Dispensing	Episodes w/ Events / 10K Years at Risk
45-49 Years	2,182	50,966	1,865,165	314,050	6,624.9	3	3,469,555	5,640,570.4	0.63	854.80	23.36	36.60	4.53
50-54 Years	8,180	193,714	7,196,558	1,176,832	25,365.2	7	3,389,144	5,629,357.3	2.41	879.77	23.68	37.15	2.76
55-59 Years	14,917	337,513	13,029,920	2,098,648	45,993.8	21	2,963,075	4,997,500.5	5.03	873.49	22.63	38.61	4.57
60-64 Years	14,505	306,028	12,259,184	2,050,327	42,847.1	25	2,119,718	3,410,644.9	6.84	845.17	21.10	40.06	5.83
65-74 Years	40,156	815,174	36,809,270	5,737,647	126,463.3	70	2,519,228	5,432,246.7	15.94	916.66	20.30	45.16	5.54
75-79 Years	16,830	366,165	15,646,596	2,476,678	53,656.5	36	963,645	1,784,033.6	17.46	929.68	21.76	42.73	6.71
80-84 Years	13,147	285,822	11,880,379	1,933,490	40,942.4	32	673,240	1,241,878.1	19.53	903.66	21.74	41.57	7.82
85-89 Years	7,041	157,809	6,217,750	1,014,656	21,494.1	11	370,442	653,621.8	19.01	883.08	22.41	39.40	5.12
90+ Years	2,388	54,867	2,010,800	342,904	7,009.4	3	151,607	275,271.3	15.75	842.04	22.98	36.65	4.28
<b>Alendronate and Osteonecrosis of Jaw; Exposure Extension Period=365; Minimum Episode Duration=1461</b>													
45-49 Years	350	14,041	527,212	94,319	1,723.9	1	1,595,356	2,340,208.5	0.22	1,506.32	40.12	37.55	5.80
50-54 Years	1,445	60,071	2,264,849	374,394	7,270.6	1	1,568,896	2,343,777.2	0.92	1,567.37	41.57	37.70	1.38
55-59 Years	2,595	104,931	4,033,495	607,092	12,931.2	5	1,390,323	2,089,285.0	1.87	1,554.33	40.44	38.44	3.87
60-64 Years	1,932	71,038	2,966,099	499,740	9,408.2	4	864,568	1,112,388.6	2.23	1,535.25	36.77	41.75	4.25
65-74 Years	7,792	274,428	12,290,869	1,886,656	38,535.3	17	1,302,863	2,357,146.4	5.98	1,577.37	35.22	44.79	4.41
75-79 Years	3,440	128,551	5,438,329	832,597	17,059.8	9	511,906	803,716.3	6.72	1,580.91	37.37	42.30	5.28
80-84 Years	2,362	89,729	3,692,135	583,552	11,603.1	7	344,277	528,507.6	6.86	1,563.14	37.99	41.15	6.03
85-89 Years	1,159	45,444	1,779,038	284,222	5,595.4	4	169,575	248,121.6	6.83	1,534.98	39.21	39.15	7.15
90+ Years	271	10,997	399,612	65,149	1,289.2	0	57,044	84,514.3	4.75	1,474.58	40.58	36.34	0.00

**Table 2B: Summary of Risedronate Use and Subsequent Events in the MSDD between January 1, 2006 and December 31, 2013, by Drug Use and Age Group**

	Users	Dispensings	Days Supplied	Amount Supplied	Years at Risk	Episodes w/ Events	Eligible Members	Member- Years	Users / 1K Eligible Members	Days Supplied/ User	Dispensings / User	Days Supplied/ Dispensing	Episodes w/ Events / 10K Years at Risk
<b>Risedronate and Fracture of Interest; Exposure Extension Period= 0; Minimum Episode Duration=1</b>													
45-49 Years	11,396	55,425	1,986,206	239,893	5,899.2	5	7,616,256	12,529,266.7	1.50	174.29	4.86	35.84	8.48
50-54 Years	31,828	174,044	6,409,597	735,912	18,896.9	24	7,242,990	12,304,420.0	4.39	201.38	5.47	36.83	12.70
55-59 Years	47,254	271,201	10,398,302	1,193,725	30,546.0	38	6,157,062	10,714,840.0	7.67	220.05	5.74	38.34	12.44
60-64 Years	44,759	245,472	9,656,496	1,111,277	28,249.0	51	4,668,284	8,425,506.6	9.59	215.74	5.48	39.34	18.05
65-74 Years	56,626	284,351	11,697,946	1,465,443	34,084.1	87	4,910,246	11,177,331.7	11.53	206.58	5.02	41.14	25.53
75-79 Years	20,493	108,142	4,333,925	551,821	12,614.3	70	1,712,577	3,435,125.4	11.97	211.48	5.28	40.08	55.49
80-84 Years	15,910	87,315	3,381,719	439,139	9,844.9	91	1,200,114	2,443,785.5	13.26	212.55	5.49	38.73	92.43
85-89 Years	9,084	50,411	1,857,816	251,376	5,420.1	85	716,751	1,407,935.4	12.67	204.52	5.55	36.85	156.82
90+ Years	3,633	20,656	710,215	97,474	2,074.8	36	340,148	719,434.3	10.68	195.49	5.69	34.38	173.51
<b>Risedronate and Fracture of Interest; Exposure Extension Period= 0; Minimum Episode Duration=730</b>													
45-49 Years	717	19,707	738,626	82,990	2,155.8	2	3,469,527	5,642,250.8	0.21	1,030.16	27.49	37.48	9.28
50-54 Years	2,679	73,190	2,811,814	306,483	8,179.5	5	3,389,927	5,637,989.7	0.79	1,049.58	27.32	38.42	6.11
55-59 Years	4,765	126,152	5,015,084	557,022	14,558.5	16	2,965,990	5,017,189.6	1.61	1,052.48	26.47	39.75	10.99
60-64 Years	4,223	104,241	4,224,824	484,751	12,229.2	16	2,124,758	3,432,849.2	1.99	1,000.43	24.68	40.53	13.08
65-74 Years	4,752	114,077	4,871,616	607,397	14,077.4	21	2,522,259	5,502,499.3	1.88	1,025.17	24.01	42.70	14.92
75-79 Years	1,823	45,375	1,890,588	242,394	5,451.2	15	971,022	1,817,885.2	1.88	1,037.08	24.89	41.67	27.52
80-84 Years	1,535	38,541	1,560,111	194,496	4,498.1	25	679,890	1,268,780.4	2.26	1,016.36	25.11	40.48	55.58
85-89 Years	819	21,648	817,699	109,330	2,350.9	21	374,963	668,418.2	2.18	998.41	26.43	37.77	89.33
90+ Years	315	8,902	307,241	44,568	884.7	10	153,517	280,279.2	2.05	975.37	28.26	34.51	113.03
<b>Risedronate and Fracture of Interest; Exposure Extension Period= 0; Minimum Episode Duration=1461</b>													
45-49 Years	113	5,294	193,275	24,001	555.0	1	1,595,335	2,340,394.5	0.07	1,710.40	46.85	36.51	18.02
50-54 Years	441	19,476	748,930	89,471	2,160.6	2	1,569,016	2,344,951.9	0.28	1,698.25	44.16	38.45	9.26
55-59 Years	805	34,240	1,382,941	168,992	3,949.6	4	1,390,797	2,092,042.8	0.58	1,717.94	42.53	40.39	10.13
60-64 Years	480	19,966	812,499	100,977	2,314.8	4	865,270	1,114,576.5	0.55	1,692.71	41.60	40.69	17.28
65-74 Years	655	25,758	1,127,948	144,600	3,218.7	6	1,303,213	2,366,387.0	0.50	1,722.06	39.33	43.79	18.64
75-79 Years	281	12,105	485,134	63,091	1,385.2	2	512,845	807,934.9	0.55	1,726.46	43.08	40.08	14.44
80-84 Years	203	8,419	341,243	42,820	978.0	2	345,163	531,368.6	0.59	1,681.00	41.47	40.53	20.45
85-89 Years	89	4,022	151,875	22,350	433.6	3	170,060	249,295.9	0.52	1,706.46	45.19	37.76	69.19

**Table 2B: Summary of Risedronate Use and Subsequent Events in the MSDD between January 1, 2006 and December 31, 2013, by Drug Use and Age Group**

	Users	Dispensings	Days Supplied	Amount Supplied	Years at Risk	Episodes w/ Events	Eligible Members	Member- Years	Users / 1K Eligible Members	Days Supplied/ User	Dispensings / User	Days Supplied/ Dispensing	Episodes w/ Events / 10K Years at Risk
90+ Years	34	1,645	56,873	6,871	162.7	1	57,219	84,682.2	0.59	1,672.74	48.38	34.57	61.46
<b>Risedronate and Hip Fracture; Exposure Extension Period= 0; Minimum Episode Duration=1</b>													
45-49 Years	11,387	55,337	1,982,366	239,564	5,882.2	9	7,616,253	12,529,083.4	1.50	174.09	4.86	35.82	15.30
50-54 Years	31,817	174,005	6,409,787	735,689	18,891.1	30	7,242,935	12,303,876.3	4.39	201.46	5.47	36.84	15.88
55-59 Years	47,230	271,011	10,391,190	1,192,670	30,505.6	62	6,157,015	10,713,675.3	7.67	220.01	5.74	38.34	20.32
60-64 Years	44,714	245,186	9,649,220	1,111,112	28,208.5	79	4,668,204	8,423,689.1	9.58	215.80	5.48	39.35	28.01
65-74 Years	56,477	283,484	11,663,557	1,461,070	33,938.4	185	4,909,894	11,169,836.2	11.50	206.52	5.02	41.14	54.51
75-79 Years	20,344	107,372	4,307,551	548,197	12,489.6	182	1,712,124	3,427,964.4	11.88	211.74	5.28	40.12	145.72
80-84 Years	15,673	86,126	3,339,045	433,200	9,628.8	262	1,199,505	2,433,970.4	13.07	213.04	5.50	38.77	272.10
85-89 Years	8,887	48,953	1,811,846	246,560	5,241.7	203	716,029	1,397,638.9	12.41	203.88	5.51	37.01	387.28
90+ Years	3,525	19,859	687,544	94,594	1,991.5	101	339,564	710,690.6	10.38	195.05	5.63	34.62	507.16
<b>Risedronate and Hip Fracture; Exposure Extension Period= 0; Minimum Episode Duration=730</b>													
45-49 Years	715	19,662	736,199	82,718	2,143.7	3	3,469,520	5,642,173.7	0.21	1,029.65	27.50	37.44	13.99
50-54 Years	2,676	73,066	2,808,263	306,115	8,159.3	10	3,389,904	5,637,742.4	0.79	1,049.43	27.30	38.43	12.26
55-59 Years	4,759	125,964	5,007,524	556,037	14,514.7	23	2,965,949	5,016,645.4	1.60	1,052.22	26.47	39.75	15.85
60-64 Years	4,223	104,244	4,225,888	484,948	12,215.3	25	2,124,715	3,432,135.2	1.99	1,000.68	24.68	40.54	20.47
65-74 Years	4,730	113,508	4,848,807	604,765	13,977.5	44	2,522,107	5,499,042.2	1.88	1,025.12	24.00	42.72	31.48
75-79 Years	1,816	45,186	1,883,192	241,425	5,395.9	44	970,786	1,814,385.0	1.87	1,037.00	24.88	41.68	81.54
80-84 Years	1,517	38,033	1,540,527	192,110	4,384.7	66	679,593	1,264,250.5	2.23	1,015.51	25.07	40.51	150.52
85-89 Years	790	20,665	785,523	106,928	2,231.2	49	374,631	664,121.9	2.11	994.33	26.16	38.01	219.61
90+ Years	302	8,497	295,308	42,532	841.3	14	153,333	277,217.4	1.97	977.84	28.14	34.75	166.40
<b>Risedronate and Hip Fracture; Exposure Extension Period= 0; Minimum Episode Duration=1461</b>													
45-49 Years	112	5,270	191,533	23,753	544.5	2	1,595,334	2,340,354.0	0.07	1,710.12	47.05	36.34	36.73
50-54 Years	440	19,400	746,802	89,167	2,149.8	3	1,568,996	2,344,842.5	0.28	1,697.28	44.09	38.49	13.95
55-59 Years	803	34,145	1,379,595	168,516	3,923.2	9	1,390,777	2,091,818.3	0.58	1,718.05	42.52	40.40	22.94
60-64 Years	480	19,966	812,499	100,977	2,311.5	4	865,252	1,114,353.3	0.55	1,692.71	41.60	40.69	17.31
65-74 Years	652	25,616	1,122,770	143,866	3,189.9	12	1,303,150	2,365,022.3	0.50	1,722.04	39.29	43.83	37.62
75-79 Years	280	12,042	483,221	62,807	1,363.1	11	512,761	806,553.6	0.55	1,725.79	43.01	40.13	80.70
80-84 Years	199	8,288	334,838	42,089	949.9	8	345,039	529,633.8	0.58	1,682.60	41.65	40.40	84.22

**Table 2B: Summary of Risedronate Use and Subsequent Events in the MSDD between January 1, 2006 and December 31, 2013, by Drug Use and Age Group**

	Users	Dispensings	Days Supplied	Amount Supplied	Years at Risk	Episodes w/ Events	Eligible Members	Member- Years	Users / 1K Eligible Members	Days Supplied/ User	Dispensings / User	Days Supplied/ Dispensing	Episodes w/ Events / 10K Years at Risk
85-89 Years	84	3,718	143,779	23,492	406.6	4	169,901	247,808.8	0.49	1,711.65	44.26	38.67	98.37
90+ Years	33	1,592	55,146	6,630	155.1	1	57,110	83,828.9	0.58	1,671.09	48.24	34.64	64.46
<b>Risedronate and Non-vertebral Fracture; Exposure Extension Period= 0; Minimum Episode Duration=1</b>													
45-49 Years	11,241	54,557	1,957,103	236,024	5,743.1	123	7,613,620	12,488,017.0	1.48	174.10	4.85	35.87	214.17
50-54 Years	31,449	172,008	6,335,770	727,547	18,334.9	406	7,240,044	12,253,608.6	4.34	201.46	5.47	36.83	221.44
55-59 Years	46,724	267,602	10,270,654	1,179,124	29,652.7	714	6,154,193	10,660,192.9	7.59	219.82	5.73	38.38	240.79
60-64 Years	44,121	241,540	9,515,389	1,094,601	27,311.9	742	4,665,763	8,375,638.0	9.46	215.67	5.47	39.39	271.68
65-74 Years	55,668	278,824	11,485,317	1,437,443	32,714.8	1,125	4,906,920	11,091,927.8	11.34	206.32	5.01	41.19	343.88
75-79 Years	19,945	105,315	4,230,307	540,453	11,926.2	619	1,710,885	3,395,770.9	11.66	212.10	5.28	40.17	519.03
80-84 Years	15,261	83,129	3,237,297	420,028	9,038.5	704	1,198,303	2,404,277.5	12.74	212.13	5.45	38.94	778.89
85-89 Years	8,550	46,741	1,736,788	235,025	4,823.6	530	714,899	1,375,313.8	11.96	203.13	5.47	37.16	1098.75
90+ Years	3,345	18,968	657,949	89,800	1,813.5	257	338,848	696,087.2	9.87	196.70	5.67	34.69	1417.15
<b>Risedronate and Non-vertebral Fracture; Exposure Extension Period= 0; Minimum Episode Duration=730</b>													
45-49 Years	703	19,285	723,783	81,773	2,072.1	34	3,468,294	5,623,770.6	0.20	1,029.56	27.43	37.53	164.08
50-54 Years	2,644	72,204	2,774,854	302,775	7,777.2	157	3,388,512	5,614,611.8	0.78	1,049.49	27.31	38.43	201.87
55-59 Years	4,693	123,940	4,936,700	548,492	13,889.7	275	2,964,475	4,991,439.0	1.58	1,051.93	26.41	39.83	197.99
60-64 Years	4,140	102,133	4,142,756	474,913	11,587.7	268	2,123,353	3,412,345.5	1.95	1,000.67	24.67	40.56	231.28
65-74 Years	4,627	110,724	4,742,514	592,195	13,143.0	361	2,520,680	5,460,213.1	1.84	1,024.97	23.93	42.83	274.67
75-79 Years	1,767	43,921	1,829,735	235,883	4,973.2	211	969,893	1,797,445.6	1.82	1,035.50	24.86	41.66	424.28
80-84 Years	1,457	36,376	1,481,103	184,482	3,985.5	220	678,828	1,249,240.9	2.15	1,016.54	24.97	40.72	552.00
85-89 Years	750	19,460	742,331	99,693	1,974.4	132	374,009	653,970.4	2.01	989.77	25.95	38.15	668.55
90+ Years	284	7,907	275,418	39,708	712.4	66	153,004	271,912.9	1.86	969.78	27.84	34.83	926.48
<b>Risedronate and Non-vertebral Fracture; Exposure Extension Period= 0; Minimum Episode Duration=1461</b>													
45-49 Years	112	5,270	191,533	23,753	537.5	7	1,594,733	2,332,661.6	0.07	1,710.12	47.05	36.34	130.24
50-54 Years	436	19,240	740,004	88,390	2,015.7	44	1,568,293	2,335,210.9	0.28	1,697.26	44.13	38.46	218.29
55-59 Years	792	33,729	1,361,267	165,930	3,707.6	71	1,390,020	2,081,323.1	0.57	1,718.77	42.59	40.36	191.50
60-64 Years	469	19,470	794,478	98,778	2,178.5	41	864,578	1,107,829.0	0.54	1,693.98	41.51	40.81	188.20
65-74 Years	638	25,024	1,099,338	141,266	2,922.3	87	1,302,381	2,348,290.0	0.49	1,723.10	39.22	43.93	297.71
75-79 Years	271	11,611	467,627	61,013	1,216.6	51	512,255	799,113.1	0.53	1,725.56	42.85	40.27	419.20

**Table 2B: Summary of Risedronate Use and Subsequent Events in the MSDD between January 1, 2006 and December 31, 2013, by Drug Use and Age Group**

	Users	Dispensings	Days Supplied	Amount Supplied	Years at Risk	Episodes w/ Events	Eligible Members	Member- Years	Users / 1K Eligible Members	Days Supplied/ User	Dispensings / User	Days Supplied/ Dispensing	Episodes w/ Events / 10K Years at Risk
80-84 Years	192	7,919	323,096	40,586	844.5	33	344,634	523,482.2	0.56	1,682.79	41.24	40.80	390.74
85-89 Years	78	3,347	132,209	19,914	343.6	21	169,609	244,192.5	0.46	1,694.99	42.91	39.50	611.09
90+ Years	29	1,387	48,070	5,628	113.6	12	56,984	82,351.7	0.51	1,657.59	47.83	34.66	1056.60

**Table 2C: Summary of Ibandronate Use and Subsequent Events in the MSDD between January 1, 2006 and December 31, 2013, by Drug Use and Age Group**

	Users	Dispensings	Days Supplied	Amount Supplied	Years at Risk	Episodes w/ Events	Eligible Members	Member- Years	Users / 1K Eligible Members	Days Supplied/ User	Dispensings / User	Days Supplied/ Dispensing	Episodes w/ Events / 10K Years at Risk
<b>Ibandronate and Fracture of Interest; Exposure Extension Period=0; Minimum Episode Duration=1</b>													
45-49 Years	8,738	37,494	1,348,726	46,580	4,012.0	6	7,616,256	12,532,629.6	1.15	154.35	4.29	35.97	14.96
50-54 Years	24,336	117,064	4,347,513	149,577	12,836.3	15	7,244,424	12,316,970.3	3.36	178.65	4.81	37.14	11.69
55-59 Years	35,730	183,309	7,028,630	241,359	20,675.7	28	6,160,897	10,738,660.2	5.80	196.72	5.13	38.34	13.54
60-64 Years	32,553	158,527	6,294,444	216,649	18,417.6	42	4,674,167	8,454,422.2	6.96	193.36	4.87	39.71	22.80
65-74 Years	40,337	181,618	7,856,896	268,248	22,749.9	64	4,914,826	11,234,017.0	8.21	194.78	4.50	43.26	28.13
75-79 Years	13,494	64,515	2,761,555	95,596	7,985.8	51	1,718,696	3,464,610.8	7.85	204.65	4.78	42.80	63.86
80-84 Years	9,792	46,197	1,912,756	65,330	5,537.7	46	1,206,015	2,470,845.0	8.12	195.34	4.72	41.40	83.07
85-89 Years	5,348	24,502	990,731	33,909	2,865.1	51	721,446	1,425,535.7	7.41	185.25	4.58	40.43	178.00
90+ Years	1,912	8,520	317,316	10,893	928.2	15	342,597	728,812.5	5.58	165.96	4.46	37.24	161.60
<b>Ibandronate and Fracture of Interest; Exposure Extension Period=0; Minimum Episode Duration=730</b>													
45-49 Years	393	10,273	384,382	13,196	1,126.9	1	3,469,527	5,642,630.1	0.11	978.07	26.14	37.42	8.87
50-54 Years	1,577	41,246	1,582,441	54,345	4,621.0	5	3,390,087	5,639,586.1	0.47	1,003.45	26.15	38.37	10.82
55-59 Years	2,842	73,142	2,882,021	98,810	8,398.6	9	2,966,534	5,020,684.5	0.96	1,014.08	25.74	39.40	10.72
60-64 Years	2,393	56,906	2,318,390	79,021	6,735.7	11	2,125,707	3,436,774.9	1.13	968.82	23.78	40.74	16.33
65-74 Years	2,942	67,730	2,981,713	101,363	8,576.9	26	2,522,726	5,507,718.7	1.17	1,013.50	23.02	44.02	30.31
75-79 Years	1,193	28,310	1,218,631	42,463	3,506.4	17	971,569	1,820,258.3	1.23	1,021.48	23.73	43.05	48.48
80-84 Years	780	18,703	775,659	26,297	2,225.6	9	680,320	1,271,195.3	1.15	994.43	23.98	41.47	40.44
85-89 Years	404	10,062	403,161	13,663	1,158.6	9	375,369	669,826.5	1.08	997.92	24.91	40.07	77.68
90+ Years	128	3,348	120,759	4,152	352.8	2	153,710	280,937.1	0.83	943.43	26.16	36.07	56.70
<b>Ibandronate and Fracture of Interest; Exposure Extension Period=0; Minimum Episode Duration=1461</b>													
45-49 Years	43	1,915	71,766	2,449	207.4	0	1,595,335	2,340,468.1	0.03	1,668.98	44.53	37.48	0.00
50-54 Years	197	8,659	329,844	11,275	943.1	4	1,569,047	2,345,223.0	0.13	1,674.34	43.95	38.09	42.41
55-59 Years	385	16,900	652,830	22,287	1,881.5	1	1,390,888	2,092,660.1	0.28	1,695.66	43.90	38.63	5.31
60-64 Years	208	8,450	346,281	11,776	994.1	1	865,422	1,115,100.1	0.24	1,664.81	40.63	40.98	10.06
65-74 Years	353	13,625	606,125	20,818	1,723.8	4	1,303,271	2,366,943.7	0.27	1,717.07	38.60	44.49	23.21
75-79 Years	154	5,727	257,789	8,782	735.9	4	512,896	808,200.9	0.30	1,673.95	37.19	45.01	54.35
80-84 Years	88	3,563	143,788	4,887	406.7	3	345,201	531,571.9	0.25	1,633.95	40.49	40.36	73.77
85-89 Years	47	1,839	77,266	2,609	220.8	2	170,096	249,393.3	0.28	1,643.96	39.13	42.02	90.59

**Table 2C: Summary of Ibandronate Use and Subsequent Events in the MSDD between January 1, 2006 and December 31, 2013, by Drug Use and Age Group**

	Users	Dispensings	Days Supplied	Amount Supplied	Years at Risk	Episodes w/ Events	Eligible Members	Member- Years	Users / 1K Eligible Members	Days Supplied/ User	Dispensings / User	Days Supplied/ Dispensing	Episodes w/ Events / 10K Years at Risk
90+ Years	8	359	12,803	443	37.2	0	57,224	84,723.2	0.14	1,600.38	44.88	35.66	0.00
<b>Ibandronate and Hip Fracture; Exposure Extension Period=0; Minimum Episode Duration=1</b>													
45-49 Years	8,730	37,460	1,347,299	46,531	4,007.0	9	7,616,253	12,532,453.2	1.15	154.33	4.29	35.97	22.46
50-54 Years	24,318	116,966	4,343,403	149,437	12,819.4	21	7,244,374	12,316,452.2	3.36	178.61	4.81	37.13	16.38
55-59 Years	35,703	183,244	7,024,914	241,236	20,663.0	41	6,160,853	10,737,494.4	5.80	196.76	5.13	38.34	19.84
60-64 Years	32,514	158,286	6,285,849	216,330	18,371.4	71	4,674,087	8,452,604.1	6.96	193.33	4.87	39.71	38.65
65-74 Years	40,244	181,126	7,840,054	267,670	22,662.1	159	4,914,474	11,226,314.4	8.19	194.81	4.50	43.29	70.16
75-79 Years	13,432	64,148	2,747,379	95,105	7,915.6	103	1,718,230	3,457,223.2	7.82	204.54	4.78	42.83	130.12
80-84 Years	9,697	45,689	1,895,157	64,724	5,451.2	130	1,205,352	2,460,517.9	8.04	195.44	4.71	41.48	238.48
85-89 Years	5,265	24,218	980,012	33,513	2,806.8	103	720,632	1,414,707.3	7.31	186.14	4.60	40.47	366.97
90+ Years	1,867	8,168	305,782	10,501	884.2	47	341,939	719,650.6	5.46	163.78	4.37	37.44	531.56
<b>Ibandronate and Hip Fracture; Exposure Extension Period=0; Minimum Episode Duration=730</b>													
45-49 Years	393	10,273	384,382	13,196	1,127.2	1	3,469,520	5,642,550.0	0.11	978.07	26.14	37.42	8.87
50-54 Years	1,578	41,268	1,583,003	54,362	4,626.4	6	3,390,063	5,639,342.2	0.47	1,003.17	26.15	38.36	12.97
55-59 Years	2,841	73,156	2,880,785	98,770	8,394.7	9	2,966,493	5,020,126.8	0.96	1,014.00	25.75	39.38	10.72
60-64 Years	2,388	56,764	2,313,001	78,840	6,713.7	17	2,125,661	3,436,068.7	1.12	968.59	23.77	40.75	25.32
65-74 Years	2,939	67,592	2,978,405	101,247	8,547.6	45	2,522,578	5,504,225.5	1.17	1,013.41	23.00	44.06	52.65
75-79 Years	1,186	28,100	1,210,551	42,188	3,456.7	34	971,333	1,816,754.4	1.22	1,020.70	23.69	43.08	98.36
80-84 Years	776	18,582	772,231	26,176	2,194.2	30	680,022	1,266,634.6	1.14	995.14	23.95	41.56	136.73
85-89 Years	401	10,015	400,987	13,586	1,129.7	23	375,031	665,457.4	1.07	999.97	24.98	40.04	203.59
90+ Years	119	3,049	111,803	3,841	321.6	6	153,510	277,831.9	0.78	939.52	25.62	36.67	186.57
<b>Ibandronate and Hip Fracture; Exposure Extension Period=0; Minimum Episode Duration=1461</b>													
45-49 Years	43	1,915	71,766	2,449	207.4	0	1,595,334	2,340,425.3	0.03	1,668.98	44.53	37.48	0.00
50-54 Years	197	8,659	329,844	11,275	946.4	5	1,569,026	2,345,111.9	0.13	1,674.34	43.95	38.09	52.83
55-59 Years	384	16,881	651,222	22,232	1,879.2	0	1,390,867	2,092,434.1	0.28	1,695.89	43.96	38.58	0.00
60-64 Years	207	8,399	344,785	11,725	989.6	1	865,403	1,114,873.5	0.24	1,665.63	40.57	41.05	10.11
65-74 Years	351	13,541	602,739	20,703	1,712.6	8	1,303,208	2,365,578.3	0.27	1,717.21	38.58	44.51	46.71
75-79 Years	151	5,611	253,339	8,632	712.9	7	512,811	806,819.2	0.29	1,677.74	37.16	45.15	98.20
80-84 Years	88	3,563	143,788	4,887	403.9	6	345,076	529,829.7	0.26	1,633.95	40.49	40.36	148.55



**Table 2C: Summary of Ibandronate Use and Subsequent Events in the MSDD between January 1, 2006 and December 31, 2013, by Drug Use and Age Group**

	Users	Dispensings	Days Supplied	Amount Supplied	Years at Risk	Episodes w/ Events	Eligible Members	Member- Years	Users / 1K Eligible Members	Days Supplied/ User	Dispensings / User	Days Supplied/ Dispensing	Episodes w/ Events / 10K Years at Risk
85-89 Years	47	1,839	77,266	2,609	209.9	5	169,935	247,901.4	0.28	1,643.96	39.13	42.02	238.24
90+ Years	7	311	11,407	395	33.2	0	57,114	83,864.7	0.12	1,629.57	44.43	36.68	0.00
<b>Ibandronate and Non-vertebral Fracture; Exposure Extension Period=0; Minimum Episode Duration=1</b>													
45-49 Years	8,627	36,892	1,327,987	45,755	3,905.7	87	7,613,620	12,491,307.1	1.13	153.93	4.28	36.00	222.75
50-54 Years	24,037	115,621	4,292,538	147,705	12,454.5	331	7,241,466	12,265,936.7	3.32	178.58	4.81	37.13	265.77
55-59 Years	35,267	180,795	6,936,756	238,187	20,033.9	535	6,157,975	10,683,662.3	5.73	196.69	5.13	38.37	267.05
60-64 Years	32,138	156,273	6,207,498	213,625	17,815.2	557	4,671,611	8,403,996.0	6.88	193.15	4.86	39.72	312.66
65-74 Years	39,582	178,134	7,714,743	263,484	21,846.3	851	4,911,372	11,147,011.8	8.06	194.91	4.50	43.31	389.54
75-79 Years	13,170	62,996	2,701,072	93,517	7,541.9	405	1,716,874	3,424,148.4	7.67	205.09	4.78	42.88	537.00
80-84 Years	9,480	44,618	1,851,604	63,272	5,144.5	405	1,204,040	2,429,897.0	7.87	195.32	4.71	41.50	787.24
85-89 Years	5,095	23,486	948,792	32,470	2,624.9	265	719,388	1,391,444.9	7.08	186.22	4.61	40.40	1009.57
90+ Years	1,810	7,925	295,884	10,162	819.7	117	341,112	704,306.5	5.31	163.47	4.38	37.34	1427.42
<b>Ibandronate and Non-vertebral Fracture; Exposure Extension Period=0; Minimum Episode Duration=730</b>													
45-49 Years	387	10,114	378,636	13,000	1,085.8	22	3,468,294	5,624,144.2	0.11	978.39	26.13	37.44	202.61
50-54 Years	1,553	40,711	1,558,128	53,518	4,396.1	91	3,388,667	5,616,176.3	0.46	1,003.30	26.21	38.27	207.00
55-59 Years	2,795	71,909	2,832,639	97,118	7,971.2	182	2,965,015	4,994,872.7	0.94	1,013.47	25.73	39.39	228.32
60-64 Years	2,349	55,796	2,274,172	77,506	6,378.4	170	2,124,288	3,416,201.8	1.11	968.14	23.75	40.76	266.53
65-74 Years	2,880	66,190	2,918,395	99,264	8,079.5	250	2,521,135	5,465,193.7	1.14	1,013.33	22.98	44.09	309.43
75-79 Years	1,166	27,522	1,189,272	41,456	3,197.7	149	970,432	1,799,725.6	1.20	1,019.96	23.60	43.21	465.96
80-84 Years	747	17,816	739,772	25,098	1,986.2	107	679,236	1,251,505.8	1.10	990.32	23.85	41.52	538.73
85-89 Years	382	9,579	383,395	12,987	1,001.1	66	374,395	655,212.0	1.02	1,003.65	25.08	40.02	659.27
90+ Years	114	2,905	106,263	3,646	273.3	26	153,163	272,467.2	0.74	932.13	25.48	36.58	951.42
<b>Ibandronate and Non-vertebral Fracture; Exposure Extension Period=0; Minimum Episode Duration=1461</b>													
45-49 Years	43	1,915	71,766	2,449	207.4	0	1,594,733	2,332,732.9	0.03	1,668.98	44.53	37.48	0.00
50-54 Years	193	8,504	322,914	11,038	869.1	24	1,568,323	2,335,482.0	0.12	1,673.13	44.06	37.97	276.15
55-59 Years	379	16,641	642,123	21,918	1,763.9	33	1,390,111	2,081,932.2	0.27	1,694.26	43.91	38.59	187.08
60-64 Years	203	8,198	338,201	11,496	934.3	16	864,729	1,108,343.1	0.23	1,666.01	40.38	41.25	171.25
65-74 Years	346	13,401	593,702	20,459	1,602.2	45	1,302,436	2,348,821.0	0.27	1,715.90	38.73	44.30	280.87
75-79 Years	149	5,539	250,142	8,525	637.0	27	512,305	799,369.4	0.29	1,678.81	37.17	45.16	423.89

**Table 2C: Summary of Ibandronate Use and Subsequent Events in the MSDD between January 1, 2006 and December 31, 2013, by Drug Use and Age Group**

	Users	Dispensings	Days Supplied	Amount Supplied	Years at Risk	Episodes w/ Events	Eligible Members	Member- Years	Users / 1K Eligible Members	Days Supplied/ User	Dispensings / User	Days Supplied/ Dispensing	Episodes w/ Events / 10K Years at Risk
80-84 Years	85	3,415	138,165	4,695	366.9	16	344,668	523,671.5	0.25	1,625.47	40.18	40.46	436.08
85-89 Years	46	1,812	75,812	2,560	177.9	16	169,640	244,274.5	0.27	1,648.09	39.39	41.84	899.52
90+ Years	5	217	8,717	299	22.2	1	56,986	82,379.7	0.09	1,743.40	43.40	40.17	451.09

**Table 3A: Summary of Alendronate Use and Subsequent Events in the MSDD between January 1, 2006 and December 31, 2013, by Drug Use and Sex**

	Users	Dispensings	Days Supplied	Amount Supplied	Years at Risk	Episodes w/ Events	Eligible Members	Member- Years	Users / 1K Eligible Members	Days Supplied/ User	Dispensings / User	Days Supplied/ Dispensing	Episodes w/ Events / 10K Years at Risk
<b>Alendronate and Fracture of Interest; Exposure Extension Period= 0; Minimum Episode Duration= 1</b>													
Female	602,648	3,650,093	147,804,956	24,333,389	429,211.2	1,730	12,568,085	32,054,714.6	47.95	245.26	6.06	40.49	40.31
Male	55,938	346,373	14,303,597	2,389,356	41,135.4	198	11,577,149	30,028,684.8	4.83	255.70	6.19	41.30	48.13
Unknown	5	7	484	68	1.3	0	481	1,013.4	10.40	96.80	1.40	69.14	0.00
<b>Alendronate and Fracture of Interest; Exposure Extension Period= 0; Minimum Episode Duration=365</b>													
Female	177,211	3,077,180	126,933,527	20,431,091	368,913.8	1,147	9,054,643	23,040,087.2	19.57	716.28	17.36	41.25	31.09
Male	16,617	285,271	12,084,864	1,953,313	34,734.9	125	8,232,430	20,739,947.7	2.02	727.26	17.17	42.36	35.99
Unknown	2	15	1,173	167	3.3	0	227	735.7	8.81	586.50	7.50	78.20	0.00
<b>Alendronate and Fracture of Interest; Exposure Extension Period= 0; Minimum Episode Duration=730</b>													
Female	73,831	1,922,605	79,771,306	12,606,643	229,394.4	630	6,338,481	15,482,959.4	11.65	1,080.46	26.04	41.49	27.46
Male	6,976	177,079	7,598,266	1,213,147	21,650.4	69	5,692,130	13,652,024.4	1.23	1,089.20	25.38	42.91	31.87
Unknown	1	10	803	115	2.2	0	190	526.0	5.26	803.00	10.00	80.30	0.00
<b>Alendronate and Fracture of Interest; Exposure Extension Period= 0; Minimum Episode Duration= 1096</b>													
Female	31,729	1,077,723	44,862,965	7,022,553	128,090.8	305	4,408,543	10,166,404.1	7.20	1,413.94	33.97	41.63	23.81
Male	2,943	98,396	4,213,791	649,156	11,929.4	34	3,897,659	8,819,294.1	0.76	1,431.80	33.43	42.82	28.50
Unknown	0	0	0	0	0.0	0	149	354.9	0.00	---	---	---	---
<b>Alendronate and Fracture of Interest; Exposure Extension Period= 0; Minimum Episode Duration= 1461</b>													
Female	13,312	552,280	22,928,609	3,600,400	65,112.7	125	3,161,878	6,419,653.5	4.21	1,722.40	41.49	41.52	19.20
Male	1,277	51,444	2,203,013	333,872	6,215.0	17	2,752,636	5,494,092.6	0.46	1,725.15	40.29	42.82	27.35
Unknown	0	0	0	0	0.0	0	125	218.3	0.00	---	---	---	---
<b>Alendronate and Fracture of Interest; Exposure Extension Period= 0; Minimum Episode Duration=1826</b>													
Female	4,863	236,152	9,772,491	1,531,633	27,621.0	48	2,305,415	3,721,811.3	2.11	2,009.56	48.56	41.38	17.38
Male	462	21,706	935,619	140,735	2,624.0	4	1,976,591	3,147,257.1	0.23	2,025.15	46.98	43.10	15.24
Unknown	0	0	0	0	0.0	0	95	108.6	0.00	---	---	---	---
<b>Alendronate and Fracture of Interest; Exposure Extension Period=183; Minimum Episode Duration=1</b>													
Female	602,648	3,650,093	147,804,956	24,333,389	591,707.6	2,617	12,568,085	32,054,714.6	47.95	245.26	6.06	40.49	44.23
Male	55,938	346,373	14,303,597	2,389,356	55,952.1	307	11,577,149	30,028,684.8	4.83	255.70	6.19	41.30	54.87
Unknown	5	7	484	68	2.8	0	481	1,013.4	10.40	96.80	1.40	69.14	0.00
<b>Alendronate and Fracture of Interest; Exposure Extension Period=183; Minimum Episode Duration=730</b>													
Female	90,854	2,164,144	89,927,818	14,309,687	282,071.8	917	6,338,481	15,445,575.0	14.33	989.81	23.82	41.55	32.51
Male	8,373	196,681	8,441,548	1,363,641	25,979.0	87	5,692,130	13,649,316.6	1.47	1,008.19	23.49	42.92	33.49
Unknown	1	10	803	115	2.2	0	190	526.0	5.26	803.00	10.00	80.30	0.00

**Table 3A: Summary of Alendronate Use and Subsequent Events in the MSDD between January 1, 2006 and December 31, 2013, by Drug Use and Sex**

	Users	Dispensings	Days Supplied	Amount Supplied	Years at Risk	Episodes w/ Events	Eligible Members	Member- Years	Users / 1K Eligible Members	Days Supplied/ User	Dispensings / User	Days Supplied/ Dispensing	Episodes w/ Events / 10K Years at Risk
<b>Alendronate and Fracture of Interest; Exposure Extension Period=183; Minimum Episode Duration=1461</b>													
Female	16,410	648,264	26,988,562	4,233,976	80,498.0	179	3,161,878	6,414,747.3	5.19	1,644.64	39.50	41.63	22.24
Male	1,518	59,239	2,521,061	380,449	7,416.3	20	2,752,636	5,493,754.3	0.55	1,660.78	39.02	42.56	26.97
Unknown	0	0	0	0	0.0	0	125	218.3	0.00	---	---	---	---
<b>Alendronate and Fracture of Interest; Exposure Extension Period=365; Minimum Episode Duration=1</b>													
Female	602,648	3,650,093	147,804,956	24,333,389	687,766.8	3,027	12,568,085	32,054,714.6	47.95	245.26	6.06	40.49	44.01
Male	55,938	346,373	14,303,597	2,389,356	64,719.7	349	11,577,149	30,028,684.8	4.83	255.70	6.19	41.30	53.92
Unknown	5	7	484	68	3.8	0	481	1,013.4	10.40	96.80	1.40	69.14	0.00
<b>Alendronate and Fracture of Interest; Exposure Extension Period=365; Minimum Episode Duration=730</b>													
Female	108,938	2,344,023	97,388,740	15,615,663	337,047.8	1,165	6,338,481	15,408,587.0	17.19	893.98	21.52	41.55	34.56
Male	9,898	212,326	9,081,110	1,469,630	30,507.0	107	5,692,130	13,646,314.4	1.74	917.47	21.45	42.77	35.07
Unknown	1	10	803	115	2.2	0	190	526.0	5.26	803.00	10.00	80.30	0.00
<b>Alendronate and Fracture of Interest; Exposure Extension Period=365; Minimum Episode Duration=1461</b>													
Female	19,520	730,861	30,490,544	4,797,558	96,102.2	237	3,161,878	6,410,076.7	6.17	1,562.02	37.44	41.72	24.66
Male	1,744	65,061	2,778,350	419,875	8,547.9	24	2,752,636	5,493,446.2	0.63	1,593.09	37.31	42.70	28.08
Unknown	0	0	0	0	0.0	0	125	218.3	0.00	---	---	---	---
<b>Alendronate and Esophageal Cancer; Exposure Extension Period= 0; Minimum Episode Duration=1</b>													
Female	604,296	3,662,152	148,242,726	24,404,894	431,341.7	110	12,568,297	32,067,625.4	48.08	245.31	6.06	40.48	2.55
Male	56,267	348,782	14,391,052	2,403,262	41,481.6	57	11,575,868	30,023,504.4	4.86	255.76	6.20	41.26	13.74
Unknown	5	7	484	68	1.3	0	481	1,013.4	10.40	96.80	1.40	69.14	0.00
<b>Alendronate and Esophageal Cancer; Exposure Extension Period= 0; Minimum Episode Duration=365</b>													
Female	177,871	3,089,859	127,405,369	20,503,105	371,222.7	67	9,054,864	23,050,740.6	19.64	716.28	17.37	41.23	1.80
Male	16,717	287,160	12,156,231	1,963,425	35,046.5	32	8,231,984	20,738,748.5	2.03	727.18	17.18	42.33	9.13
Unknown	2	15	1,173	167	3.3	0	227	735.7	8.81	586.50	7.50	78.20	0.00
<b>Alendronate and Esophageal Cancer; Exposure Extension Period= 0; Minimum Episode Duration=730</b>													
Female	74,141	1,930,941	80,093,145	12,656,041	231,025.0	39	6,338,661	15,490,549.6	11.70	1,080.28	26.04	41.48	1.69
Male	7,016	178,244	7,642,382	1,219,414	21,860.7	14	5,691,976	13,651,897.2	1.23	1,089.28	25.41	42.88	6.40
Unknown	1	10	803	115	2.2	0	190	526.0	5.26	803.00	10.00	80.30	0.00
<b>Alendronate and Esophageal Cancer; Exposure Extension Period= 0; Minimum Episode Duration=1096</b>													
Female	31,857	1,082,119	45,034,977	7,047,878	128,992.1	27	4,408,667	10,171,421.4	7.23	1,413.66	33.97	41.62	2.09
Male	2,959	99,025	4,237,461	652,509	12,051.5	7	3,897,587	8,819,359.8	0.76	1,432.06	33.47	42.79	5.81
Unknown	0	0	0	0	0.0	0	149	354.9	0.00	---	---	---	---

**Table 3A: Summary of Alendronate Use and Subsequent Events in the MSDD between January 1, 2006 and December 31, 2013, by Drug Use and Sex**

	Users	Dispensings	Days Supplied	Amount Supplied	Years at Risk	Episodes w/ Events	Eligible Members	Member- Years	Users / 1K Eligible Members	Days Supplied/ User	Dispensings / User	Days Supplied/ Dispensing	Episodes w/ Events / 10K Years at Risk
<b>Alendronate and Esophageal Cancer; Exposure Extension Period= 0; Minimum Episode Duration=1461</b>													
Female	13,356	554,236	23,002,289	3,610,838	65,533.2	11	3,161,962	6,422,770.3	4.22	1,722.24	41.50	41.50	1.68
Male	1,285	51,876	2,217,071	335,867	6,285.2	3	2,752,589	5,494,173.7	0.47	1,725.35	40.37	42.74	4.77
Unknown	0	0	0	0	0.0	0	125	218.3	0.00	---	---	---	---
<b>Alendronate and Esophageal Cancer; Exposure Extension Period= 0; Minimum Episode Duration=1826</b>													
Female	4,875	236,681	9,796,744	1,535,077	27,802.9	7	2,305,464	3,723,520.8	2.11	2,009.59	48.55	41.39	2.52
Male	467	21,982	944,969	142,057	2,664.2	1	1,976,561	3,147,320.3	0.24	2,023.49	47.07	42.99	3.75
Unknown	0	0	0	0	0.0	0	95	108.6	0.00	---	---	---	---
<b>Alendronate and Esophageal Cancer; Exposure Extension Period=183; Minimum Episode Duration=1</b>													
Female	604,296	3,662,152	148,242,726	24,404,894	594,889.8	164	12,568,297	32,067,625.4	48.08	245.31	6.06	40.48	2.76
Male	56,267	348,782	14,391,052	2,403,262	56,434.5	86	11,575,868	30,023,504.4	4.86	255.76	6.20	41.26	15.24
Unknown	5	7	484	68	2.8	0	481	1,013.4	10.40	96.80	1.40	69.14	0.00
<b>Alendronate and Esophageal Cancer; Exposure Extension Period=183; Minimum Episode Duration=730</b>													
Female	91,231	2,173,582	90,290,316	14,364,826	284,212.6	55	6,338,661	15,452,963.5	14.39	989.69	23.83	41.54	1.94
Male	8,420	197,974	8,489,952	1,370,516	26,226.1	15	5,691,976	13,649,178.1	1.48	1,008.31	23.51	42.88	5.72
Unknown	1	10	803	115	2.2	0	190	526.0	5.26	803.00	10.00	80.30	0.00
<b>Alendronate and Esophageal Cancer; Exposure Extension Period=183; Minimum Episode Duration=1461</b>													
Female	16,467	650,634	27,079,369	4,246,822	81,056.1	15	3,161,962	6,417,848.7	5.21	1,644.46	39.51	41.62	1.85
Male	1,526	59,671	2,535,119	382,444	7,486.5	5	2,752,589	5,493,835.7	0.55	1,661.28	39.10	42.48	6.68
Unknown	0	0	0	0	0.0	0	125	218.3	0.00	---	---	---	---
<b>Alendronate and Esophageal Cancer; Exposure Extension Period=365; Minimum Episode Duration=1</b>													
Female	604,296	3,662,152	148,242,726	24,404,894	691,725.0	201	12,568,297	32,067,625.4	48.08	245.31	6.06	40.48	2.91
Male	56,267	348,782	14,391,052	2,403,262	65,302.1	103	11,575,868	30,023,504.4	4.86	255.76	6.20	41.26	15.77
Unknown	5	7	484	68	3.8	0	481	1,013.4	10.40	96.80	1.40	69.14	0.00
<b>Alendronate and Esophageal Cancer; Exposure Extension Period=365; Minimum Episode Duration=730</b>													
Female	109,394	2,354,324	97,784,140	15,675,544	339,763.3	67	6,338,661	15,415,771.3	17.26	893.87	21.52	41.53	1.97
Male	9,955	213,720	9,133,710	1,477,102	30,799.8	24	5,691,976	13,646,155.2	1.75	917.50	21.47	42.74	7.79
Unknown	1	10	803	115	2.2	0	190	526.0	5.26	803.00	10.00	80.30	0.00
<b>Alendronate and Esophageal Cancer; Exposure Extension Period=365; Minimum Episode Duration=1461</b>													
Female	19,595	733,762	30,601,341	4,813,256	96,846.1	20	3,161,962	6,413,149.3	6.20	1,561.69	37.45	41.70	2.07
Male	1,753	65,494	2,793,670	422,050	8,629.7	6	2,752,589	5,493,524.0	0.64	1,593.65	37.36	42.66	6.95
Unknown	0	0	0	0	0.0	0	125	218.3	0.00	---	---	---	---

**Table 3A: Summary of Alendronate Use and Subsequent Events in the MSDD between January 1, 2006 and December 31, 2013, by Drug Use and Sex**

	Users	Dispensings	Days Supplied	Amount Supplied	Years at Risk	Episodes w/ Events	Eligible Members	Member- Years	Users / 1K Eligible Members	Days Supplied/ User	Dispensings / User	Days Supplied/ Dispensing	Episodes w/ Events / 10K Years at Risk
<b>Alendronate and Hip Fracture; Exposure Extension Period= 0; Minimum Episode Duration=1</b>													
Female	600,150	3,631,706	147,149,979	24,215,553	426,181.7	3,812	12,566,962	32,027,372.2	47.76	245.19	6.05	40.52	89.45
Male	55,420	342,466	14,161,343	2,368,891	40,602.6	470	11,576,656	30,016,276.9	4.79	255.53	6.18	41.35	115.76
Unknown	5	7	484	68	1.3	0	481	1,013.1	10.40	96.80	1.40	69.14	0.00
<b>Alendronate and Hip Fracture; Exposure Extension Period= 0; Minimum Episode Duration=365</b>													
Female	176,188	3,055,925	126,167,899	20,294,781	365,476.6	2,492	9,054,052	23,019,081.5	19.46	716.10	17.34	41.29	68.18
Male	16,450	281,619	11,949,158	1,933,960	34,224.2	257	8,232,149	20,732,067.9	2.00	726.39	17.12	42.43	75.09
Unknown	2	15	1,173	167	3.3	0	227	735.7	8.81	586.50	7.50	78.20	0.00
<b>Alendronate and Hip Fracture; Exposure Extension Period= 0; Minimum Episode Duration=730</b>													
Female	73,327	1,907,901	79,232,760	12,518,590	226,930.8	1,345	6,337,935	15,468,586.2	11.57	1,080.54	26.02	41.53	59.27
Male	6,894	174,551	7,504,230	1,199,758	21,292.9	131	5,691,981	13,647,060.1	1.21	1,088.52	25.32	42.99	61.52
Unknown	1	10	803	115	2.2	0	190	526.0	5.26	803.00	10.00	80.30	0.00
<b>Alendronate and Hip Fracture; Exposure Extension Period= 0; Minimum Episode Duration=1096</b>													
Female	31,532	1,070,151	44,584,765	6,980,943	126,694.9	663	4,408,248	10,157,134.1	7.15	1,413.95	33.94	41.66	52.33
Male	2,896	96,658	4,148,312	639,810	11,690.6	62	3,897,523	8,816,289.4	0.74	1,432.43	33.38	42.92	53.03
Unknown	0	0	0	0	0.0	0	149	354.9	0.00	---	---	---	---
<b>Alendronate and Hip Fracture; Exposure Extension Period= 0; Minimum Episode Duration=1461</b>													
Female	13,225	548,360	22,782,335	3,579,575	64,391.4	275	3,161,635	6,414,064.8	4.18	1,722.67	41.46	41.55	42.71
Male	1,256	50,553	2,167,752	328,845	6,074.0	34	2,752,546	5,492,389.1	0.46	1,725.92	40.25	42.88	55.98
Unknown	0	0	0	0	0.0	0	125	218.3	0.00	---	---	---	---
<b>Alendronate and Hip Fracture; Exposure Extension Period= 0; Minimum Episode Duration=1826</b>													
Female	4,839	234,792	9,724,468	1,524,828	27,359.9	100	2,305,269	3,718,759.7	2.10	2,009.60	48.52	41.42	36.55
Male	455	21,335	921,366	138,702	2,573.9	7	1,976,547	3,146,362.3	0.23	2,024.98	46.89	43.19	27.20
Unknown	0	0	0	0	0.0	0	95	108.6	0.00	---	---	---	---
<b>Alendronate and Hip Fracture; Exposure Extension Period=183; Minimum Episode Duration=1</b>													
Female	600,150	3,631,706	147,149,979	24,215,553	587,314.3	5,624	12,566,962	32,027,372.2	47.76	245.19	6.05	40.52	95.76
Male	55,420	342,466	14,161,343	2,368,891	55,174.0	720	11,576,656	30,016,276.9	4.79	255.53	6.18	41.35	130.50
Unknown	5	7	484	68	2.8	0	481	1,013.1	10.40	96.80	1.40	69.14	0.00
<b>Alendronate and Hip Fracture; Exposure Extension Period=183; Minimum Episode Duration=730</b>													
Female	90,265	2,147,981	89,338,945	14,213,632	279,015.6	1,897	6,337,935	15,431,427.4	14.24	989.74	23.80	41.59	67.99
Male	8,277	193,945	8,338,519	1,348,972	25,557.8	167	5,691,981	13,644,378.2	1.45	1,007.43	23.43	42.99	65.34
Unknown	1	10	803	115	2.2	0	190	526.0	5.26	803.00	10.00	80.30	0.00

**Table 3A: Summary of Alendronate Use and Subsequent Events in the MSDD between January 1, 2006 and December 31, 2013, by Drug Use and Sex**

	Users	Dispensings	Days Supplied	Amount Supplied	Years at Risk	Episodes w/ Events	Eligible Members	Member- Years	Users / 1K Eligible Members	Days Supplied/ User	Dispensings / User	Days Supplied/ Dispensing	Episodes w/ Events / 10K Years at Risk
<b>Alendronate and Hip Fracture; Exposure Extension Period=183; Minimum Episode Duration=1461</b>													
Female	16,305	643,694	26,818,714	4,209,809	79,581.8	389	3,161,635	6,409,195.0	5.16	1,644.82	39.48	41.66	48.88
Male	1,494	58,261	2,481,712	374,858	7,255.0	39	2,752,546	5,492,053.8	0.54	1,661.12	39.00	42.60	53.76
Unknown	0	0	0	0	0.0	0	125	218.3	0.00	---	---	---	---
<b>Alendronate and Hip Fracture; Exposure Extension Period=365; Minimum Episode Duration=1</b>													
Female	600,150	3,631,706	147,149,979	24,215,553	682,390.3	6,512	12,566,962	32,027,372.2	47.76	245.19	6.05	40.52	95.43
Male	55,420	342,466	14,161,343	2,368,891	63,768.4	823	11,576,656	30,016,276.9	4.79	255.53	6.18	41.35	129.06
Unknown	5	7	484	68	3.8	0	481	1,013.1	10.40	96.80	1.40	69.14	0.00
<b>Alendronate and Hip Fracture; Exposure Extension Period=365; Minimum Episode Duration=730</b>													
Female	108,257	2,326,795	96,761,450	15,508,258	333,349.6	2,413	6,337,935	15,394,663.0	17.08	893.81	21.49	41.59	72.39
Male	9,783	209,376	8,969,965	1,453,809	30,006.3	208	5,691,981	13,641,410.0	1.72	916.89	21.40	42.84	69.32
Unknown	1	10	803	115	2.2	0	190	526.0	5.26	803.00	10.00	80.30	0.00
<b>Alendronate and Hip Fracture; Exposure Extension Period=365; Minimum Episode Duration=1461</b>													
Female	19,405	725,953	30,309,325	4,770,840	95,019.3	513	3,161,635	6,404,537.0	6.14	1,561.93	37.41	41.75	53.99
Male	1,716	63,990	2,734,587	413,648	8,355.9	45	2,752,546	5,491,750.3	0.62	1,593.58	37.29	42.73	53.85
Unknown	0	0	0	0	0.0	0	125	218.3	0.00	---	---	---	---
<b>Alendronate and Non-vertebral Fracture; Exposure Extension Period= 0; Minimum Episode Duration=1</b>													
Female	589,796	3,561,137	144,523,659	23,782,806	408,167.9	16,184	12,560,972	31,812,686.3	46.95	245.04	6.04	40.58	396.50
Male	54,129	333,747	13,838,188	2,320,187	38,741.1	1,661	11,573,435	29,893,961.9	4.68	255.65	6.17	41.46	428.74
Unknown	5	7	484	68	1.3	0	481	1,007.8	10.40	96.80	1.40	69.14	0.00
<b>Alendronate and Non-vertebral Fracture; Exposure Extension Period= 0; Minimum Episode Duration=365</b>													
Female	172,402	2,983,764	123,392,737	19,851,742	345,723.3	11,811	9,049,457	22,854,010.7	19.05	715.73	17.31	41.35	341.63
Male	16,034	273,694	11,645,816	1,887,686	32,356.3	1,078	8,229,865	20,648,790.8	1.95	726.32	17.07	42.55	333.17
Unknown	2	15	1,173	167	3.3	0	227	731.5	8.81	586.50	7.50	78.20	0.00
<b>Alendronate and Non-vertebral Fracture; Exposure Extension Period= 0; Minimum Episode Duration=730</b>													
Female	71,564	1,859,187	77,342,809	12,228,358	212,430.7	6,743	6,334,699	15,354,602.1	11.30	1,080.75	25.98	41.60	317.42
Male	6,701	169,400	7,297,674	1,168,222	19,927.6	604	5,690,398	13,592,661.3	1.18	1,089.04	25.28	43.08	303.10
Unknown	1	10	803	115	2.2	0	190	523.3	5.26	803.00	10.00	80.30	0.00
<b>Alendronate and Non-vertebral Fracture; Exposure Extension Period= 0; Minimum Episode Duration=1096</b>													
Female	30,756	1,042,802	43,507,505	6,822,804	117,634.9	3,500	4,406,087	10,081,478.8	6.98	1,414.60	33.91	41.72	297.53
Male	2,817	93,955	4,037,305	622,639	10,863.6	309	3,896,514	8,781,390.6	0.72	1,433.19	33.35	42.97	284.44
Unknown	0	0	0	0	0.0	0	149	352.5	0.00	---	---	---	---

**Table 3A: Summary of Alendronate Use and Subsequent Events in the MSDD between January 1, 2006 and December 31, 2013, by Drug Use and Sex**

	Users	Dispensings	Days Supplied	Amount Supplied	Years at Risk	Episodes w/ Events	Eligible Members	Member- Years	Users / 1K Eligible Members	Days Supplied/ User	Dispensings / User	Days Supplied/ Dispensing	Episodes w/ Events / 10K Years at Risk
<b>Alendronate and Non-vertebral Fracture; Exposure Extension Period= 0; Minimum Episode Duration=1461</b>													
Female	12,929	535,240	22,277,398	3,506,148	59,453.5	1,675	3,159,964	6,366,364.7	4.09	1,723.06	41.40	41.62	281.73
Male	1,227	49,309	2,117,413	320,340	5,636.5	153	2,751,802	5,470,847.6	0.45	1,725.68	40.19	42.94	271.44
Unknown	0	0	0	0	0.0	0	125	216.0	0.00	---	---	---	---
<b>Alendronate and Non-vertebral Fracture; Exposure Extension Period= 0; Minimum Episode Duration=1826</b>													
Female	4,739	229,624	9,525,155	1,496,489	25,179.0	675	2,304,130	3,691,311.0	2.06	2,009.95	48.45	41.48	268.08
Male	447	20,955	904,094	136,272	2,394.4	51	1,975,997	3,134,199.8	0.23	2,022.58	46.88	43.14	213.00
Unknown	0	0	0	0	0.0	0	95	106.8	0.00	---	---	---	---
<b>Alendronate and Non-vertebral Fracture; Exposure Extension Period=183; Minimum Episode Duration=1</b>													
Female	589,796	3,561,137	144,523,659	23,782,806	562,375.3	23,107	12,560,972	31,812,686.3	46.95	245.04	6.04	40.58	410.88
Male	54,129	333,747	13,838,188	2,320,187	52,590.5	2,402	11,573,435	29,893,961.9	4.68	255.65	6.17	41.46	456.74
Unknown	5	7	484	68	2.8	0	481	1,007.8	10.40	96.80	1.40	69.14	0.00
<b>Alendronate and Non-vertebral Fracture; Exposure Extension Period=183; Minimum Episode Duration=730</b>													
Female	88,164	2,094,152	87,254,222	13,895,098	261,110.9	8,720	6,334,699	15,318,577.3	13.92	989.68	23.75	41.67	333.96
Male	8,055	188,365	8,115,634	1,315,115	23,925.3	738	5,690,398	13,590,055.7	1.42	1,007.53	23.38	43.08	308.46
Unknown	1	10	803	115	2.2	0	190	523.3	5.26	803.00	10.00	80.30	0.00
<b>Alendronate and Non-vertebral Fracture; Exposure Extension Period=183; Minimum Episode Duration=1461</b>													
Female	15,938	628,218	26,220,550	4,121,208	73,475.3	2,114	3,159,964	6,361,633.7	5.04	1,645.16	39.42	41.74	287.72
Male	1,458	56,795	2,422,067	365,013	6,717.4	186	2,751,802	5,470,521.6	0.53	1,661.23	38.95	42.65	276.89
Unknown	0	0	0	0	0.0	0	125	216.0	0.00	---	---	---	---
<b>Alendronate and Non-vertebral Fracture; Exposure Extension Period=365; Minimum Episode Duration=1</b>													
Female	589,796	3,561,137	144,523,659	23,782,806	651,972.7	26,585	12,560,972	31,812,686.3	46.95	245.04	6.04	40.58	407.76
Male	54,129	333,747	13,838,188	2,320,187	60,649.8	2,711	11,573,435	29,893,961.9	4.68	255.65	6.17	41.46	446.99
Unknown	5	7	484	68	3.8	0	481	1,007.8	10.40	96.80	1.40	69.14	0.00
<b>Alendronate and Non-vertebral Fracture; Exposure Extension Period=365; Minimum Episode Duration=730</b>													
Female	105,778	2,268,852	94,519,746	15,164,619	311,842.6	10,662	6,334,699	15,283,011.5	16.70	893.57	21.45	41.66	341.90
Male	9,529	203,381	8,734,496	1,418,139	28,099.3	890	5,690,398	13,587,182.5	1.67	916.62	21.34	42.95	316.73
Unknown	1	10	803	115	2.2	0	190	523.3	5.26	803.00	10.00	80.30	0.00
<b>Alendronate and Non-vertebral Fracture; Exposure Extension Period=365; Minimum Episode Duration=1461</b>													
Female	18,961	708,356	29,623,637	4,669,625	87,656.8	2,573	3,159,964	6,357,124.3	6.00	1,562.35	37.36	41.82	293.53
Male	1,678	62,465	2,672,876	403,491	7,757.8	217	2,751,802	5,470,225.1	0.61	1,592.89	37.23	42.79	279.72
Unknown	0	0	0	0	0.0	0	125	216.0	0.00	---	---	---	---



**Table 3A: Summary of Alendronate Use and Subsequent Events in the MSDD between January 1, 2006 and December 31, 2013, by Drug Use and Sex**

	Users	Dispensings	Days Supplied	Amount Supplied	Years at Risk	Episodes w/ Events	Eligible Members	Member- Years	Users / 1K Eligible Members	Days Supplied/ User	Dispensings / User	Days Supplied/ Dispensing	Episodes w/ Events / 10K Years at Risk
<b>Alendronate and Osteonecrosis of Jaw; Exposure Extension Period= 0; Minimum Episode Duration=1</b>													
Female	604,314	3,662,345	148,248,671	24,414,377	431,293.3	221	12,568,647	32,068,665.5	48.08	245.32	6.06	40.48	5.12
Male	56,287	348,848	14,393,295	2,404,989	41,493.6	35	11,577,456	30,035,256.0	4.86	255.71	6.20	41.26	8.44
Unknown	5	7	484	68	1.3	0	481	1,013.4	10.40	96.80	1.40	69.14	0.00
<b>Alendronate and Osteonecrosis of Jaw; Exposure Extension Period= 0; Minimum Episode Duration=365</b>													
Female	177,871	3,089,900	127,402,707	20,503,384	371,125.1	164	9,054,996	23,050,884.0	19.64	716.26	17.37	41.23	4.42
Male	16,719	287,216	12,158,987	1,963,823	35,049.7	26	8,232,578	20,744,193.3	2.03	727.26	17.18	42.33	7.42
Unknown	2	15	1,173	167	3.3	0	227	735.7	8.81	586.50	7.50	78.20	0.00
<b>Alendronate and Osteonecrosis of Jaw; Exposure Extension Period= 0; Minimum Episode Duration=730</b>													
Female	74,139	1,930,914	80,089,645	12,648,440	230,947.6	85	6,338,707	15,490,445.6	11.70	1,080.26	26.04	41.48	3.68
Male	7,018	178,302	7,644,848	1,219,766	21,862.5	13	5,692,233	13,654,660.1	1.23	1,089.32	25.41	42.88	5.95
Unknown	1	10	803	115	2.2	0	190	526.0	5.26	803.00	10.00	80.30	0.00
<b>Alendronate and Osteonecrosis of Jaw; Exposure Extension Period= 0; Minimum Episode Duration=1096</b>													
Female	31,854	1,082,054	45,030,516	7,040,139	128,932.9	48	4,408,695	10,171,308.6	7.23	1,413.65	33.97	41.62	3.72
Male	2,961	99,083	4,239,927	652,861	12,048.7	9	3,897,710	8,820,890.0	0.76	1,431.92	33.46	42.79	7.47
Unknown	0	0	0	0	0.0	0	149	354.9	0.00	---	---	---	---
<b>Alendronate and Osteonecrosis of Jaw; Exposure Extension Period= 0; Minimum Episode Duration=1461</b>													
Female	13,354	554,182	22,998,918	3,603,256	65,504.7	18	3,161,978	6,422,690.3	4.22	1,722.25	41.50	41.50	2.75
Male	1,285	51,876	2,217,071	335,867	6,274.5	8	2,752,678	5,495,027.2	0.47	1,725.35	40.37	42.74	12.75
Unknown	0	0	0	0	0.0	0	125	218.3	0.00	---	---	---	---
<b>Alendronate and Osteonecrosis of Jaw; Exposure Extension Period= 0; Minimum Episode Duration=1826</b>													
Female	4,875	236,681	9,796,744	1,535,077	27,792.3	7	2,305,479	3,723,475.4	2.11	2,009.59	48.55	41.39	2.52
Male	467	21,982	944,969	142,057	2,660.6	4	1,976,611	3,147,762.6	0.24	2,023.49	47.07	42.99	15.03
Unknown	0	0	0	0	0.0	0	95	108.6	0.00	---	---	---	---
<b>Alendronate and Osteonecrosis of Jaw; Exposure Extension Period=183; Minimum Episode Duration=1</b>													
Female	604,314	3,662,345	148,248,671	24,414,377	594,782.2	338	12,568,647	32,068,665.5	48.08	245.32	6.06	40.48	5.68
Male	56,287	348,848	14,393,295	2,404,989	56,457.9	48	11,577,456	30,035,256.0	4.86	255.71	6.20	41.26	8.50
Unknown	5	7	484	68	2.8	0	481	1,013.4	10.40	96.80	1.40	69.14	0.00
<b>Alendronate and Osteonecrosis of Jaw; Exposure Extension Period=183; Minimum Episode Duration=730</b>													
Female	91,229	2,173,565	90,286,552	14,357,190	284,097.4	139	6,338,707	15,452,862.6	14.39	989.67	23.83	41.54	4.89
Male	8,422	198,032	8,492,418	1,370,868	26,228.5	15	5,692,233	13,651,939.7	1.48	1,008.36	23.51	42.88	5.72
Unknown	1	10	803	115	2.2	0	190	526.0	5.26	803.00	10.00	80.30	0.00

**Table 3A: Summary of Alendronate Use and Subsequent Events in the MSDD between January 1, 2006 and December 31, 2013, by Drug Use and Sex**

	Users	Dispensings	Days Supplied	Amount Supplied	Years at Risk	Episodes w/ Events	Eligible Members	Member- Years	Users / 1K Eligible Members	Days Supplied/ User	Dispensings / User	Days Supplied/ Dispensing	Episodes w/ Events / 10K Years at Risk
<b>Alendronate and Osteonecrosis of Jaw; Exposure Extension Period=183; Minimum Episode Duration=1461</b>													
Female	16,465	650,580	27,075,998	4,239,240	81,009.6	32	3,161,978	6,417,769.4	5.21	1,644.46	39.51	41.62	3.95
Male	1,526	59,671	2,535,119	382,444	7,479.5	8	2,752,678	5,494,688.9	0.55	1,661.28	39.10	42.48	10.70
Unknown	0	0	0	0	0.0	0	125	218.3	0.00	---	---	---	---
<b>Alendronate and Osteonecrosis of Jaw; Exposure Extension Period=365; Minimum Episode Duration=1</b>													
Female	604,314	3,662,345	148,248,671	24,414,377	691,560.5	387	12,568,647	32,068,665.5	48.08	245.32	6.06	40.48	5.60
Male	56,287	348,848	14,393,295	2,404,989	65,331.3	62	11,577,456	30,035,256.0	4.86	255.71	6.20	41.26	9.49
Unknown	5	7	484	68	3.8	0	481	1,013.4	10.40	96.80	1.40	69.14	0.00
<b>Alendronate and Osteonecrosis of Jaw; Exposure Extension Period=365; Minimum Episode Duration=730</b>													
Female	109,388	2,354,270	97,778,643	15,667,664	339,586.9	187	6,338,707	15,415,684.6	17.26	893.87	21.52	41.53	5.51
Male	9,957	213,778	9,136,176	1,477,454	30,807.6	21	5,692,233	13,648,913.8	1.75	917.56	21.47	42.74	6.82
Unknown	1	10	803	115	2.2	0	190	526.0	5.26	803.00	10.00	80.30	0.00
<b>Alendronate and Osteonecrosis of Jaw; Exposure Extension Period=365; Minimum Episode Duration=1461</b>													
Female	19,592	733,693	30,596,760	4,805,501	96,788.9	39	3,161,978	6,413,070.3	6.20	1,561.70	37.45	41.70	4.03
Male	1,754	65,537	2,794,878	422,222	8,627.9	9	2,752,678	5,494,377.0	0.64	1,593.43	37.36	42.65	10.43
Unknown	0	0	0	0	0.0	0	125	218.3	0.00	---	---	---	---

**Table 3B: Summary of Risedronate Use and Subsequent Events in the MSDD between January 1, 2006 and December 31, 2013, by Drug Use and Sex**

	Users	Dispensings	Days Supplied	Amount Supplied	Years at Risk	Episodes w/ Events	Eligible Members	Member- Years	Users / 1K Eligible Members	Days Supplied/ User	Dispensings / User	Days Supplied/ Dispensing	Episodes w/ Events / 10K Years at Risk
<b>Risedronate and Fracture of Interest; Exposure Extension Period= 0; Minimum Episode Duration=1</b>													
Female	225,575	1,213,194	47,123,661	5,658,327	138,047.2	446	12,568,085	33,032,614.6	17.95	208.90	5.38	38.84	32.31
Male	15,406	83,810	3,307,469	427,605	9,579.1	41	11,577,149	30,124,005.0	1.33	214.69	5.44	39.46	42.80
Unknown	2	13	1,092	129	3.0	0	481	1,026.1	4.16	546.00	6.50	84.00	0.00
<b>Risedronate and Fracture of Interest; Exposure Extension Period= 0; Minimum Episode Duration=730</b>													
Female	20,252	516,575	20,771,949	2,444,132	60,187.2	120	6,338,481	15,604,260.0	3.20	1,025.67	25.51	40.21	19.94
Male	1,376	35,258	1,465,654	185,299	4,198.2	11	5,692,130	13,663,355.4	0.24	1,065.16	25.62	41.57	26.20
Unknown	0	0	0	0	0.0	0	190	526.2	0.00	---	---	---	---
<b>Risedronate and Fracture of Interest; Exposure Extension Period= 0; Minimum Episode Duration=1461</b>													
Female	2,856	121,230	4,888,009	607,774	13,989.4	23	3,161,878	6,435,904.5	0.90	1,711.49	42.45	40.32	16.44
Male	245	9,695	412,709	55,401	1,168.9	2	2,752,636	5,495,511.3	0.09	1,684.53	39.57	42.57	17.11
Unknown	0	0	0	0	0.0	0	125	218.3	0.00	---	---	---	---
<b>Risedronate and Hip Fracture; Exposure Extension Period= 0; Minimum Episode Duration=1</b>													
Female	224,758	1,208,222	46,957,921	5,637,464	137,307.4	1,010	12,566,962	32,998,987.8	17.88	208.93	5.38	38.87	73.56
Male	15,294	83,098	3,283,093	425,062	9,467.1	103	11,576,656	30,110,410.8	1.32	214.67	5.43	39.51	108.80
Unknown	2	13	1,092	129	3.0	0	481	1,025.8	4.16	546.00	6.50	84.00	0.00
<b>Risedronate and Hip Fracture; Exposure Extension Period= 0; Minimum Episode Duration=730</b>													
Female	20,171	514,136	20,685,319	2,434,198	59,761.1	247	6,337,935	15,588,931.4	3.18	1,025.50	25.49	40.23	41.33
Male	1,357	34,689	1,445,912	183,381	4,102.7	31	5,691,981	13,658,256.1	0.24	1,065.52	25.56	41.68	75.56
Unknown	0	0	0	0	0.0	0	190	526.2	0.00	---	---	---	---
<b>Risedronate and Hip Fracture; Exposure Extension Period= 0; Minimum Episode Duration=1461</b>													
Female	2,842	120,528	4,863,785	606,413	13,854.9	46	3,161,635	6,430,217.7	0.90	1,711.40	42.41	40.35	33.20
Male	241	9,509	406,398	54,886	1,138.7	8	2,752,546	5,493,779.4	0.09	1,686.30	39.46	42.74	70.26
Unknown	0	0	0	0	0.0	0	125	218.3	0.00	---	---	---	---
<b>Risedronate and Non-vertebral Fracture; Exposure Extension Period= 0; Minimum Episode Duration=1</b>													
Female	221,341	1,187,570	46,216,053	5,544,335	132,313.0	4,828	12,560,972	32,754,998.2	17.62	208.80	5.37	38.92	364.89
Male	14,961	81,101	3,209,429	415,581	9,043.2	392	11,573,435	29,984,814.9	1.29	214.52	5.42	39.57	433.47
Unknown	2	13	1,092	129	3.0	0	481	1,020.5	4.16	546.00	6.50	84.00	0.00
<b>Risedronate and Non-vertebral Fracture; Exposure Extension Period= 0; Minimum Episode Duration=730</b>													
Female	19,744	502,221	20,239,396	2,380,894	56,279.4	1,589	6,334,699	15,470,966.4	3.12	1,025.09	25.44	40.30	282.34
Male	1,321	33,729	1,409,798	179,022	3,835.9	135	5,690,398	13,603,459.8	0.23	1,067.22	25.53	41.80	351.93
Unknown	0	0	0	0	0.0	0	190	523.6	0.00	---	---	---	---

**Table 3B: Summary of Risedronate Use and Subsequent Events in the MSDD between January 1, 2006 and December 31, 2013, by Drug Use and Sex**

	Users	Dispensings	Days Supplied	Amount Supplied	Years at Risk	Episodes w/ Events	Eligible Members	Member- Years	Users / 1K Eligible Members	Days Supplied/ User	Dispensings / User	Days Supplied/ Dispensing	Episodes w/ Events / 10K Years at Risk
<b>Risedronate and Non-vertebral Fracture; Exposure Extension Period= 0; Minimum Episode Duration=1461</b>													
Female	2,782	117,701	4,760,496	591,762	12,822.4	333	3,159,964	6,382,035.9	0.88	1,711.18	42.31	40.45	259.70
Male	235	9,296	397,126	53,497	1,057.5	34	2,751,802	5,472,202.1	0.09	1,689.90	39.56	42.72	321.50
Unknown	0	0	0	0	0.0	0	125	216.0	0.00	---	---	---	---

**Table 3C: Summary of Ibandronate Use and Subsequent Events in the MSDD between January 1, 2006 and December 31, 2013, by Drug Use and Sex**

	Users	Dispensings	Days Supplied	Amount Supplied	Years at Risk	Episodes w/ Events	Eligible Members	Member- Years	Users / 1K Eligible Members	Days Supplied/ User	Dispensings / User	Days Supplied/ Dispensing	Episodes w/ Events / 10K Years at Risk
<b>Ibandronate and Fracture of Interest; Exposure Extension Period=0; Minimum Episode Duration=1</b>													
Female	164,681	785,336	31,366,912	1,075,846	91,681.3	299	12,568,085	33,219,503.1	13.10	190.47	4.77	39.94	32.61
Male	7,559	36,410	1,491,655	52,295	4,327.0	19	11,577,149	30,145,968.7	0.65	197.33	4.82	40.97	43.91
Unknown	0	0	0	0	0.0	0	481	1,031.6	0.00	---	---	---	---
<b>Ibandronate and Fracture of Interest; Exposure Extension Period=0; Minimum Episode Duration=730</b>													
Female	12,047	295,282	12,058,862	411,701	34,952.5	83	6,338,481	15,623,914.7	1.90	1,000.98	24.51	40.84	23.75
Male	605	14,438	608,295	21,608	1,749.9	6	5,692,130	13,665,170.7	0.11	1,005.45	23.86	42.13	34.29
Unknown	0	0	0	0	0.0	0	190	526.2	0.00	---	---	---	---
<b>Ibandronate and Fracture of Interest; Exposure Extension Period=0; Minimum Episode Duration=1461</b>													
Female	1,405	58,050	2,367,664	80,865	6,775.5	19	3,161,878	6,438,297.9	0.44	1,685.17	41.32	40.79	28.04
Male	78	2,987	130,828	4,462	375.0	0	2,752,636	5,495,768.1	0.03	1,677.28	38.29	43.80	0.00
Unknown	0	0	0	0	0.0	0	125	218.3	0.00	---	---	---	---
<b>Ibandronate and Hip Fracture; Exposure Extension Period=0; Minimum Episode Duration=1</b>													
Female	164,259	783,178	31,288,144	1,073,092	91,285.9	639	12,566,962	33,184,263.2	13.07	190.48	4.77	39.95	70.00
Male	7,511	36,127	1,481,705	51,954	4,294.9	45	11,576,656	30,132,122.7	0.65	197.27	4.81	41.01	104.77
Unknown	0	0	0	0	0.0	0	481	1,031.3	0.00	---	---	---	---
<b>Ibandronate and Hip Fracture; Exposure Extension Period=0; Minimum Episode Duration=730</b>													
Female	12,023	294,546	12,033,619	410,831	34,776.2	164	6,337,935	15,608,425.2	1.90	1,000.88	24.50	40.85	47.16
Male	598	14,253	601,529	21,375	1,735.6	7	5,691,981	13,660,040.0	0.11	1,005.90	23.83	42.20	40.33
Unknown	0	0	0	0	0.0	0	190	526.2	0.00	---	---	---	---
<b>Ibandronate and Hip Fracture; Exposure Extension Period=0; Minimum Episode Duration=1461</b>													
Female	1,398	57,789	2,356,966	80,502	6,724.8	32	3,161,635	6,432,586.5	0.44	1,685.96	41.34	40.79	47.59
Male	77	2,930	129,190	4,405	370.2	0	2,752,546	5,494,033.3	0.03	1,677.79	38.05	44.09	0.00
Unknown	0	0	0	0	0.0	0	125	218.3	0.00	---	---	---	---
<b>Ibandronate and Non-vertebral Fracture; Exposure Extension Period=0; Minimum Episode Duration=1</b>													
Female	161,861	771,433	30,830,042	1,057,415	88,099.3	3,372	12,560,972	32,934,753.7	12.89	190.47	4.77	39.96	382.75
Male	7,345	35,307	1,446,832	50,762	4,087.0	181	11,573,435	30,005,931.0	0.63	196.98	4.81	40.98	442.86
Unknown	0	0	0	0	0.0	0	481	1,026.0	0.00	---	---	---	---
<b>Ibandronate and Non-vertebral Fracture; Exposure Extension Period=0; Minimum Episode Duration=730</b>													
Female	11,789	288,613	11,794,022	402,726	32,755.1	1,005	6,334,699	15,489,777.7	1.86	1,000.43	24.48	40.86	306.82
Male	584	13,929	586,650	20,867	1,614.0	58	5,690,398	13,605,198.0	0.10	1,004.54	23.85	42.12	359.35
Unknown	0	0	0	0	0.0	0	190	523.6	0.00	---	---	---	---

**Table 3C: Summary of Ibandronate Use and Subsequent Events in the MSDD between January 1, 2006 and December 31, 2013, by Drug Use and Sex**

	Users	Dispensings	Days Supplied	Amount Supplied	Years at Risk	Episodes w/ Events	Eligible Members	Member- Years	Users / 1K Eligible Members	Days Supplied/ User	Dispensings / User	Days Supplied/ Dispensing	Episodes w/ Events / 10K Years at Risk
<b>Ibandronate and Non-vertebral Fracture; Exposure Extension Period=0; Minimum Episode Duration=1461</b>													
Female	1,375	56,783	2,316,804	79,185	6,244.8	167	3,159,964	6,384,336.7	0.44	1,684.95	41.30	40.80	267.42
Male	74	2,859	124,738	4,254	336.1	11	2,751,802	5,472,453.6	0.03	1,685.65	38.64	43.63	327.32
Unknown	0	0	0	0	0.0	0	125	216.0	0.00	---	---	---	---

**Table 4A: Summary of Alendronate Use and Subsequent Events in the MSDD between January 1, 2006 and December 31, 2013, by Drug Use and Year-Month**

Year	Month	Users	Dispensings	Days Supplied	Amount Supplied	Days at Risk	Episodes w/ Events	Eligible Members	Member-Years	Users / 1K Eligible Members	Days Supplied/ User	Dispensings / User	Days Supplied/ Dispensing	Episodes w/ Events / 10K Days at Risk
<b>Alendronate and Fracture of Interest; Exposure Extension Period= 0; Minimum Episode Duration= 1</b>														
2006	1	818	4,603	184,247	49,670	197,828	3	237,415	19,835	3.45	225.24	5.63	40.03	0.15
	2	644	3,122	127,085	18,880	136,604	1	235,700	17,960	2.73	197.34	4.85	40.71	0.07
	3	710	3,500	132,470	20,727	143,037	3	237,739	19,995	2.99	186.58	4.93	37.85	0.21
	4	9,732	65,258	2,681,626	556,195	2,863,432	24	4,467,717	364,974	2.18	275.55	6.71	41.09	0.08
	5	9,019	56,843	2,254,737	408,310	2,409,314	22	4,541,962	378,547	1.99	250.00	6.30	39.67	0.09
	6	8,305	54,619	2,140,897	459,146	2,294,016	18	4,547,799	366,140	1.83	257.78	6.58	39.20	0.08
	7	7,059	47,284	1,893,018	376,611	2,024,342	23	4,548,855	378,700	1.55	268.17	6.70	40.04	0.11
	8	7,608	52,244	2,033,992	390,050	2,187,614	15	4,588,424	381,242	1.66	267.35	6.87	38.93	0.07
	9	6,624	45,516	1,760,313	365,492	1,885,090	22	4,623,626	371,949	1.43	265.75	6.87	38.67	0.12
	10	6,536	44,625	1,776,345	353,738	1,902,124	15	4,628,394	387,156	1.41	271.78	6.83	39.81	0.08
	11	5,812	40,666	1,569,937	324,310	1,678,684	17	4,642,090	375,491	1.25	270.12	7.00	38.61	0.10
	12	5,116	35,081	1,361,902	241,356	1,452,961	12	4,667,660	390,128	1.10	266.20	6.86	38.82	0.08
2007	1	5,717	45,158	1,720,456	367,012	1,838,213	15	4,444,972	371,582	1.29	300.94	7.90	38.10	0.08
	2	4,904	38,591	1,480,940	281,575	1,581,413	12	4,393,241	335,281	1.12	301.99	7.87	38.38	0.08
	3	4,699	36,461	1,399,951	281,039	1,494,947	10	4,398,629	371,415	1.07	297.93	7.76	38.40	0.07
	4	4,741	35,673	1,373,859	278,243	1,468,545	5	4,646,747	379,885	1.02	289.78	7.52	38.51	0.03
	5	4,533	34,344	1,325,714	254,502	1,416,034	8	4,712,878	394,094	0.96	292.46	7.58	38.60	0.06
	6	4,116	30,048	1,167,326	216,250	1,243,616	7	4,737,359	381,993	0.87	283.61	7.30	38.85	0.06
	7	4,026	28,551	1,128,027	232,973	1,200,587	11	4,704,474	393,298	0.86	280.19	7.09	39.51	0.09
	8	4,322	31,847	1,229,339	224,311	1,313,755	8	6,241,611	402,687	0.69	284.44	7.37	38.60	0.06
	9	7,213	48,853	1,894,182	318,700	2,023,165	17	6,286,322	506,249	1.15	262.61	6.77	38.77	0.08
	10	7,757	53,862	2,004,452	335,973	2,139,105	25	6,285,972	526,244	1.23	258.41	6.94	37.21	0.12
	11	7,141	49,191	1,873,786	351,155	2,001,541	20	6,306,890	510,151	1.13	262.40	6.89	38.09	0.10
	12	6,243	47,117	1,772,656	301,729	1,890,781	16	6,337,676	529,742	0.99	283.94	7.55	37.62	0.08
2008	1	8,159	66,923	2,557,288	421,717	2,721,814	36	6,064,977	507,145	1.35	313.43	8.20	38.21	0.13
	2	7,452	61,564	2,332,624	377,764	2,483,828	29	6,047,360	474,276	1.23	313.02	8.26	37.89	0.12
	3	8,388	68,333	2,683,626	433,563	2,846,189	32	9,562,691	515,439	0.88	319.94	8.15	39.27	0.11
	4	16,051	107,565	4,664,400	800,718	4,937,572	49	9,429,434	771,378	1.70	290.60	6.70	43.36	0.10
	5	14,007	90,908	3,769,962	590,882	4,008,099	36	9,588,286	799,225	1.46	269.15	6.49	41.47	0.09
	6	13,037	84,493	3,484,953	533,776	3,695,774	35	9,624,230	774,239	1.35	267.31	6.48	41.25	0.09
	7	12,537	80,822	3,323,022	591,788	3,528,985	36	9,615,994	801,661	1.30	265.06	6.45	41.12	0.10
	8	11,128	72,272	2,936,837	500,315	3,117,319	41	9,639,712	805,346	1.15	263.91	6.49	40.64	0.13
	9	10,783	72,344	2,915,858	474,466	3,092,416	40	9,717,200	780,795	1.11	270.41	6.71	40.31	0.13
	10	11,530	73,462	2,950,379	492,729	3,130,001	34	9,722,378	812,938	1.19	255.89	6.37	40.16	0.11

**Table 4A: Summary of Alendronate Use and Subsequent Events in the MSDD between January 1, 2006 and December 31, 2013, by Drug Use and Year-Month**

Year	Month	Users	Dispensings	Days Supplied	Amount Supplied	Days at Risk	Episodes w/ Events	Eligible Members	Member-Years	Users / 1K Eligible Members	Days Supplied/ User	Dispensings / User	Days Supplied/ Dispensing	Episodes w/ Events / 10K Days at Risk
2009	11	10,040	64,402	2,585,144	424,087	2,744,580	22	9,738,840	787,468	1.03	257.48	6.41	40.14	0.08
	12	10,297	64,409	2,578,675	422,198	2,732,537	21	9,789,089	816,874	1.05	250.43	6.26	40.04	0.08
	1	12,038	101,268	3,996,026	612,762	4,228,035	42	9,021,987	754,364	1.33	331.95	8.41	39.46	0.10
	2	11,138	89,610	3,561,100	542,376	3,772,269	34	8,881,116	678,359	1.25	319.73	8.05	39.74	0.09
	3	10,602	77,469	3,105,990	480,003	3,291,012	35	8,840,471	747,463	1.20	292.96	7.31	40.09	0.11
	4	11,048	72,778	3,075,856	488,090	3,254,551	37	9,462,480	774,541	1.17	278.41	6.59	42.26	0.11
	5	10,000	66,674	2,721,359	426,903	2,886,269	22	9,602,575	801,406	1.04	272.14	6.67	40.82	0.08
	6	10,055	63,749	2,675,182	405,281	2,825,821	34	9,641,882	777,531	1.04	266.05	6.34	41.96	0.12
	7	9,816	62,455	2,540,364	410,982	2,688,581	31	9,592,613	802,603	1.02	258.80	6.36	40.68	0.12
	8	9,163	58,289	2,312,864	355,029	2,448,948	31	9,597,334	803,362	0.95	252.41	6.36	39.68	0.13
	9	8,709	54,308	2,188,732	342,262	2,313,667	23	9,647,957	777,347	0.90	251.32	6.24	40.30	0.10
	10	8,917	53,165	2,159,797	345,575	2,283,624	29	9,621,997	805,868	0.93	242.21	5.96	40.62	0.13
2010	11	7,949	47,445	1,858,744	296,607	1,968,219	23	9,629,808	780,322	0.83	233.83	5.97	39.18	0.12
	12	8,405	48,807	1,943,927	306,310	2,051,724	27	9,666,119	808,174	0.87	231.28	5.81	39.83	0.13
	1	7,757	50,089	2,039,365	311,590	2,150,732	32	8,743,351	733,042	0.89	262.91	6.46	40.71	0.15
	2	7,096	45,989	1,833,614	280,944	1,935,790	17	8,621,644	658,716	0.82	258.40	6.48	39.87	0.09
	3	6,935	44,047	1,754,145	273,420	1,855,685	29	8,584,324	726,107	0.81	252.94	6.35	39.82	0.16
	4	8,062	47,946	2,056,306	320,359	2,169,815	23	9,297,177	761,248	0.87	255.06	5.95	42.89	0.11
	5	7,630	45,985	1,948,378	295,289	2,056,095	32	9,393,230	785,024	0.81	255.36	6.03	42.37	0.16
	6	7,834	45,650	1,934,094	311,477	2,043,836	26	9,422,432	760,259	0.83	246.88	5.83	42.37	0.13
	7	7,207	42,123	1,764,796	279,994	1,864,015	28	9,352,399	783,283	0.77	244.87	5.84	41.90	0.15
	8	7,252	41,753	1,753,761	270,251	1,847,425	25	9,340,134	782,127	0.78	241.83	5.76	42.00	0.14
	9	6,741	37,402	1,538,266	235,811	1,626,367	15	9,375,265	756,203	0.72	228.20	5.55	41.13	0.09
	10	6,783	37,518	1,540,167	241,935	1,621,520	21	9,337,931	782,562	0.73	227.06	5.53	41.05	0.13
2011	11	6,337	35,667	1,454,082	218,403	1,533,317	18	9,346,942	757,226	0.68	229.46	5.63	40.77	0.12
	12	5,937	32,721	1,315,094	200,733	1,383,673	23	9,380,698	784,938	0.63	221.51	5.51	40.19	0.17
	1	6,086	37,819	1,596,426	242,801	1,679,966	19	8,475,107	710,231	0.72	262.31	6.21	42.21	0.11
	2	5,655	35,531	1,443,833	214,027	1,522,337	23	8,366,879	639,621	0.68	255.32	6.28	40.64	0.15
	3	6,241	37,456	1,557,384	230,449	1,638,308	33	8,365,703	707,666	0.75	249.54	6.00	41.58	0.20
	4	7,651	42,245	1,833,849	273,874	1,933,806	17	9,047,202	740,840	0.85	239.69	5.52	43.41	0.09
	5	7,124	37,382	1,608,808	247,461	1,694,619	17	9,142,030	765,642	0.78	225.83	5.25	43.04	0.10
	6	6,613	34,346	1,488,151	224,759	1,567,929	22	9,144,913	740,569	0.72	225.03	5.19	43.33	0.14
	7	5,824	30,867	1,327,614	198,039	1,398,562	12	9,066,350	759,178	0.64	227.96	5.30	43.01	0.09
	8	6,262	32,711	1,392,356	207,008	1,466,842	15	9,075,148	759,502	0.69	222.35	5.22	42.57	0.10
	9	5,574	29,009	1,208,769	178,289	1,272,923	16	9,133,570	735,583	0.61	216.86	5.20	41.67	0.13



**Table 4A: Summary of Alendronate Use and Subsequent Events in the MSDD between January 1, 2006 and December 31, 2013, by Drug Use and Year-Month**

Year	Month	Users	Dispensings	Days Supplied	Amount Supplied	Days at Risk	Episodes w/ Events	Eligible Members	Member-Years	Users / 1K Eligible Members	Days Supplied/ User	Dispensings / User	Days Supplied/ Dispensing	Episodes w/ Events / 10K Days at Risk
2012	10	5,463	27,627	1,165,963	174,891	1,227,850	12	9,126,473	764,234	0.60	213.43	5.06	42.20	0.10
	11	5,215	26,434	1,101,829	162,302	1,158,692	22	9,152,832	740,968	0.57	211.28	5.07	41.68	0.19
	12	5,128	25,105	1,046,549	159,230	1,102,537	19	9,200,633	768,752	0.56	204.09	4.90	41.69	0.17
	1	5,301	29,637	1,238,890	182,495	1,305,122	19	8,372,877	701,347	0.63	233.71	5.59	41.80	0.15
	2	5,070	27,272	1,143,406	171,392	1,204,127	11	8,363,070	655,723	0.61	225.52	5.38	41.93	0.09
	3	4,926	25,135	1,064,402	156,780	1,119,168	24	9,071,124	701,650	0.54	216.08	5.10	42.35	0.21
	4	6,007	28,759	1,274,100	190,047	1,339,504	21	8,958,810	733,758	0.67	212.10	4.79	44.30	0.16
	5	5,710	26,271	1,156,100	175,732	1,214,573	19	9,057,354	758,311	0.63	202.47	4.60	44.01	0.16
	6	4,962	23,074	1,018,710	151,654	1,069,574	18	9,057,507	733,736	0.55	205.30	4.65	44.15	0.17
	7	4,636	20,237	878,433	132,270	926,947	13	8,987,607	752,638	0.52	189.48	4.37	43.41	0.14
	8	5,018	22,041	945,805	144,052	995,646	19	9,000,441	753,572	0.56	188.48	4.39	42.91	0.19
	9	4,329	18,617	790,325	118,449	832,893	20	9,072,793	729,736	0.48	182.57	4.30	42.45	0.24
10	5,019	21,035	910,178	135,393	959,548	9	9,067,558	759,655	0.55	181.35	4.19	43.27	0.09	
11	4,590	19,275	808,550	120,438	847,857	12	9,089,915	735,997	0.50	176.15	4.20	41.95	0.14	
12	4,202	17,414	733,711	109,641	774,194	7	9,124,761	763,646	0.46	174.61	4.14	42.13	0.09	
2013	1	4,328	18,585	782,889	116,528	823,957	10	8,453,422	708,525	0.51	180.89	4.29	42.12	0.12
	2	3,967	16,813	700,686	103,660	739,448	10	8,343,512	637,924	0.48	176.63	4.24	41.68	0.14
	3	3,974	16,366	676,316	101,357	714,952	12	8,339,645	705,625	0.48	170.19	4.12	41.32	0.17
	4	5,498	20,136	855,319	128,491	901,194	13	9,069,620	742,932	0.61	155.57	3.66	42.48	0.14
	5	5,250	18,010	769,758	114,328	809,985	10	9,162,676	767,736	0.57	146.62	3.43	42.74	0.12
	6	4,504	14,948	626,844	94,850	661,969	12	9,169,289	742,572	0.49	139.17	3.32	41.93	0.18
	7	4,807	15,205	619,179	93,643	652,934	11	9,134,680	765,281	0.53	128.81	3.16	40.72	0.17
	8	4,890	14,298	577,424	87,153	607,116	5	9,140,197	765,802	0.53	118.08	2.92	40.38	0.08
	9	4,537	12,257	482,077	74,181	506,877	7	9,295,121	741,540	0.49	106.25	2.70	39.33	0.14
	10	5,322	13,488	509,691	81,795	535,715	7	9,287,051	778,345	0.57	95.77	2.53	37.79	0.13
	11	4,503	9,654	365,217	60,458	380,045	12	9,300,241	753,606	0.48	81.11	2.14	37.83	0.32
	12	4,190	7,953	267,462	40,560	280,021	3	9,306,951	778,373	0.45	63.83	1.90	33.63	0.11
<b>Alendronate and Fracture of Interest; Exposure Extension Period= 0; Minimum Episode Duration=365</b>														
2006	1	105	2,148	85,441	30,144	91,118	0	209,089	14,651	0.50	813.72	20.46	39.78	0.00
	2	85	1,557	65,866	9,393	70,254	0	174,055	13,199	0.49	774.89	18.32	42.30	0.00
	3	90	1,964	68,399	10,330	74,389	0	175,913	14,722	0.51	759.99	21.82	34.83	0.00
	4	2,272	47,061	1,953,855	403,649	2,072,820	19	3,628,625	293,793	0.63	859.97	20.71	41.52	0.09
	5	1,816	39,317	1,568,100	279,566	1,664,329	13	3,695,319	306,094	0.49	863.49	21.65	39.88	0.08
	6	1,843	39,306	1,538,779	323,706	1,637,812	13	3,724,940	297,787	0.49	834.93	21.33	39.15	0.08
	7	1,714	35,377	1,413,291	270,848	1,502,334	13	3,751,745	307,067	0.46	824.56	20.64	39.95	0.09

**Table 4A: Summary of Alendronate Use and Subsequent Events in the MSDD between January 1, 2006 and December 31, 2013, by Drug Use and Year-Month**

Year	Month	Users	Dispensings	Days Supplied	Amount Supplied	Days at Risk	Episodes w/ Events	Eligible Members	Member-Years	Users / 1K Eligible Members	Days Supplied/ User	Dispensings / User	Days Supplied/ Dispensing	Episodes w/ Events / 10K Days at Risk
	8	1,927	39,726	1,550,672	284,412	1,664,570	11	3,750,518	309,343	0.51	804.71	20.62	39.03	0.07
	9	1,777	36,514	1,414,094	297,504	1,509,274	15	3,783,502	302,177	0.47	795.78	20.55	38.73	0.10
	10	1,770	36,522	1,448,137	278,421	1,551,996	8	3,790,190	314,586	0.47	818.16	20.63	39.65	0.05
	11	1,686	34,366	1,332,676	276,286	1,426,288	9	3,797,384	305,413	0.44	790.44	20.38	38.78	0.06
	12	1,474	30,173	1,171,757	198,055	1,250,572	11	3,816,773	317,167	0.39	794.95	20.47	38.83	0.09
2007	1	1,860	40,438	1,541,188	324,350	1,651,819	11	3,828,932	305,938	0.49	828.60	21.74	38.11	0.07
	2	1,640	34,420	1,336,492	237,000	1,425,026	10	3,651,752	276,345	0.45	814.93	20.99	38.83	0.07
	3	1,605	32,901	1,295,448	235,934	1,386,750	9	3,655,682	306,278	0.44	807.13	20.50	39.37	0.06
	4	1,658	33,857	1,326,176	279,465	1,418,845	3	3,861,586	312,877	0.43	799.86	20.42	39.17	0.02
	5	1,640	32,847	1,294,451	232,504	1,382,010	7	3,908,802	324,147	0.42	789.30	20.03	39.41	0.05
	6	1,488	29,235	1,167,239	197,174	1,246,453	7	3,923,974	314,151	0.38	784.43	19.65	39.93	0.06
	7	1,458	28,242	1,138,332	213,992	1,213,993	7	3,931,771	325,001	0.37	780.75	19.37	40.31	0.06
	8	1,587	31,694	1,238,725	195,892	1,329,009	6	5,132,453	332,622	0.31	780.55	19.97	39.08	0.05
	9	2,149	42,639	1,693,460	271,604	1,807,323	13	5,182,066	414,868	0.41	788.02	19.84	39.72	0.07
	10	2,365	48,024	1,833,226	296,877	1,954,351	20	5,187,130	431,102	0.46	775.15	20.31	38.17	0.10
	11	2,232	44,686	1,741,301	305,680	1,855,449	12	5,197,114	417,687	0.43	780.15	20.02	38.97	0.06
	12	2,157	45,047	1,723,460	278,052	1,834,917	15	5,213,089	433,281	0.41	799.01	20.88	38.26	0.08
2008	1	3,077	63,503	2,504,394	384,516	2,662,787	33	5,221,422	403,639	0.59	813.91	20.64	39.44	0.12
	2	2,710	57,532	2,236,637	365,170	2,378,619	21	4,827,575	374,626	0.56	825.33	21.23	38.88	0.09
	3	3,040	62,566	2,518,955	401,363	2,668,182	23	7,443,363	405,562	0.41	828.60	20.58	40.26	0.09
	4	4,808	87,507	3,823,431	650,931	4,038,358	39	7,400,628	596,326	0.65	795.22	18.20	43.69	0.10
	5	3,950	73,659	3,100,746	468,953	3,290,043	24	7,486,811	618,804	0.53	785.00	18.65	42.10	0.07
	6	3,640	68,741	2,864,669	436,071	3,025,508	33	7,535,210	601,178	0.48	787.00	18.88	41.67	0.11
	7	3,628	66,922	2,782,595	483,440	2,952,409	22	7,571,089	622,240	0.48	766.98	18.45	41.58	0.07
	8	3,451	62,412	2,593,349	435,607	2,753,475	29	7,548,610	625,367	0.46	751.48	18.09	41.55	0.11
	9	3,469	64,360	2,645,602	433,010	2,803,992	30	7,619,292	606,610	0.46	762.64	18.55	41.11	0.11
	10	3,620	65,230	2,673,175	435,199	2,839,653	26	7,626,157	630,642	0.47	738.45	18.02	40.98	0.09
	11	3,228	57,142	2,387,667	382,053	2,534,133	9	7,621,720	611,563	0.42	739.67	17.70	41.78	0.04
	12	3,331	58,945	2,422,956	396,051	2,571,501	17	7,653,286	634,892	0.44	727.40	17.70	41.11	0.07
2009	1	4,745	92,771	3,751,112	569,100	3,966,894	27	7,663,360	579,688	0.62	790.54	19.55	40.43	0.07
	2	4,301	81,243	3,297,588	501,566	3,497,608	25	6,898,438	520,324	0.62	766.70	18.89	40.59	0.07
	3	3,790	68,892	2,853,614	426,950	3,020,691	31	6,875,344	574,436	0.55	752.93	18.18	41.42	0.10
	4	3,658	62,775	2,718,433	420,682	2,875,467	24	7,367,087	593,983	0.50	743.15	17.16	43.30	0.08
	5	3,288	58,263	2,439,756	369,088	2,584,690	19	7,428,385	612,682	0.44	742.02	17.72	41.87	0.07
	6	3,280	56,249	2,426,867	365,139	2,564,516	28	7,440,470	594,161	0.44	739.90	17.15	43.15	0.11

**Table 4A: Summary of Alendronate Use and Subsequent Events in the MSDD between January 1, 2006 and December 31, 2013, by Drug Use and Year-Month**

Year	Month	Users	Dispensings	Days Supplied	Amount Supplied	Days at Risk	Episodes w/ Events	Eligible Members	Member-Years	Users / 1K Eligible Members	Days Supplied/ User	Dispensings / User	Days Supplied/ Dispensing	Episodes w/ Events / 10K Days at Risk
	7	3,056	54,214	2,272,493	353,864	2,404,290	20	7,441,321	612,774	0.41	743.62	17.74	41.92	0.08
	8	2,960	52,722	2,139,297	314,291	2,267,876	24	7,393,321	612,347	0.40	722.74	17.81	40.58	0.11
	9	2,866	49,472	2,055,724	331,138	2,178,623	22	7,429,927	592,427	0.39	717.28	17.26	41.55	0.10
	10	2,802	47,674	2,016,935	322,941	2,137,557	19	7,421,615	613,795	0.38	719.82	17.01	42.31	0.09
	11	2,476	42,665	1,730,584	269,896	1,836,589	18	7,396,411	594,348	0.33	698.94	17.23	40.56	0.10
	12	2,585	44,086	1,824,698	276,215	1,927,985	21	7,420,811	615,795	0.35	705.88	17.05	41.39	0.11
2010	1	2,614	45,749	1,914,378	290,211	2,022,387	20	7,417,090	560,786	0.35	732.36	17.50	41.85	0.10
	2	2,291	40,794	1,679,758	248,525	1,777,065	10	6,661,226	503,243	0.34	733.20	17.81	41.18	0.06
	3	2,311	40,503	1,678,818	253,517	1,779,250	14	6,642,404	556,188	0.35	726.45	17.53	41.45	0.08
	4	2,514	40,836	1,794,414	267,077	1,896,685	21	7,223,390	584,562	0.35	713.77	16.24	43.94	0.11
	5	2,456	40,662	1,756,601	259,462	1,856,170	19	7,304,179	605,327	0.34	715.23	16.56	43.20	0.10
	6	2,415	39,584	1,716,030	259,615	1,815,711	20	7,342,348	587,150	0.33	710.57	16.39	43.35	0.11
	7	2,224	36,469	1,569,228	235,106	1,659,389	18	7,343,322	604,641	0.30	705.59	16.40	43.03	0.11
	8	2,306	37,373	1,620,446	242,759	1,706,416	22	7,284,808	604,544	0.32	702.71	16.21	43.36	0.13
	9	2,081	33,479	1,416,589	215,441	1,502,077	11	7,320,401	585,168	0.28	680.73	16.09	42.31	0.07
	10	2,051	33,430	1,427,007	216,273	1,505,153	12	7,314,244	606,878	0.28	695.76	16.30	42.69	0.08
	11	1,991	32,541	1,356,801	199,555	1,436,109	15	7,309,756	587,862	0.27	681.47	16.34	41.70	0.10
	12	1,825	29,749	1,235,577	182,722	1,304,393	17	7,334,149	609,486	0.25	677.03	16.30	41.53	0.13
2011	1	2,138	34,962	1,499,124	223,520	1,581,603	15	7,335,339	558,973	0.29	701.18	16.35	42.88	0.09
	2	1,889	31,642	1,308,147	195,832	1,381,316	19	6,642,061	502,575	0.28	692.51	16.75	41.34	0.14
	3	2,046	33,256	1,416,335	207,665	1,493,076	18	6,640,029	555,636	0.31	692.25	16.25	42.59	0.12
	4	2,260	34,261	1,519,373	225,514	1,604,426	10	7,162,549	580,097	0.32	672.29	15.16	44.35	0.06
	5	2,094	31,854	1,382,151	213,379	1,457,209	13	7,218,200	599,531	0.29	660.05	15.21	43.39	0.09
	6	1,974	28,987	1,279,567	192,266	1,350,882	12	7,224,786	580,191	0.27	648.21	14.68	44.14	0.09
	7	1,798	26,887	1,171,675	172,757	1,237,208	8	7,226,913	595,121	0.25	651.65	14.95	43.58	0.06
	8	1,957	28,599	1,247,979	183,361	1,315,494	12	7,172,426	595,571	0.27	637.70	14.61	43.64	0.09
	9	1,750	26,218	1,098,523	160,582	1,163,461	10	7,229,595	577,040	0.24	627.73	14.98	41.90	0.09
	10	1,694	24,295	1,057,313	157,836	1,118,505	7	7,231,182	600,085	0.23	624.15	14.34	43.52	0.06
	11	1,675	23,907	1,015,172	149,227	1,075,773	8	7,236,224	581,588	0.23	606.07	14.27	42.46	0.07
	12	1,638	23,086	966,680	144,392	1,026,645	11	7,267,245	603,245	0.23	590.16	14.09	41.87	0.11
2012	1	1,883	26,623	1,138,457	166,399	1,203,386	12	7,276,331	567,589	0.26	604.60	14.14	42.76	0.10
	2	1,672	23,750	1,008,142	150,185	1,065,740	8	6,794,273	527,311	0.25	602.96	14.20	42.45	0.08
	3	1,628	22,080	948,206	138,404	1,001,509	14	7,310,916	564,331	0.22	582.44	13.56	42.94	0.14
	4	1,794	23,038	1,020,879	152,381	1,077,171	12	7,248,113	586,935	0.25	569.05	12.84	44.31	0.11
	5	1,683	20,942	926,887	138,721	977,679	7	7,307,401	606,972	0.23	550.73	12.44	44.26	0.07

**Table 4A: Summary of Alendronate Use and Subsequent Events in the MSDD between January 1, 2006 and December 31, 2013, by Drug Use and Year-Month**

Year	Month	Users	Dispensings	Days Supplied	Amount Supplied	Days at Risk	Episodes w/ Events	Eligible Members	Member-Years	Users / 1K Eligible Members	Days Supplied/ User	Dispensings / User	Days Supplied/ Dispensing	Episodes w/ Events / 10K Days at Risk
2013	6	1,608	19,612	869,052	130,121	917,258	11	7,315,673	587,661	0.22	540.46	12.20	44.31	0.12
	7	1,400	16,398	719,144	108,511	762,010	10	7,318,932	605,318	0.19	513.67	11.71	43.86	0.13
	8	1,645	18,542	816,589	123,467	865,952	7	7,295,743	605,951	0.23	496.41	11.27	44.04	0.08
	9	1,424	15,812	682,812	100,866	724,782	9	7,365,813	586,808	0.19	479.50	11.10	43.18	0.12
	10	1,700	17,751	779,076	116,468	826,143	3	7,361,601	611,220	0.23	458.28	10.44	43.89	0.04
	11	1,559	16,068	684,324	100,390	724,604	7	7,366,106	591,907	0.21	438.95	10.31	42.59	0.10
	12	1,514	14,596	631,166	93,703	669,293	4	7,381,628	611,666	0.21	416.89	9.64	43.24	0.06
	1	1,579	14,404	630,647	93,687	666,775	6	7,349,275	525,380	0.21	399.40	9.12	43.78	0.09
	2	671	7,175	280,546	41,132	299,432	1	6,222,245	346,665	0.11	418.10	10.69	39.10	0.03
	3	651	6,926	259,610	38,680	276,697	1	4,523,223	377,447	0.14	398.79	10.64	37.48	0.04
	4	700	6,770	264,498	39,673	281,733	2	4,791,586	386,208	0.15	377.85	9.67	39.07	0.07
	5	298	2,808	113,688	16,480	121,186	0	4,753,416	167,608	0.06	381.50	9.42	40.49	0.00
6	256	2,321	90,727	13,693	97,162	0	1,941,306	154,578	0.13	354.40	9.07	39.09	0.00	
7	16	121	5,586	945	5,840	0	1,909,005	5,227	0.01	349.13	7.56	46.17	0.00	
8	0	0	0	0	0	0	0	0	---	---	---	---	---	
9	0	0	0	0	0	0	0	0	---	---	---	---	---	
10	0	0	0	0	0	0	0	0	---	---	---	---	---	
11	0	0	0	0	0	0	0	0	---	---	---	---	---	
12	0	0	0	0	0	0	0	0	---	---	---	---	---	
<b>Alendronate and Fracture of Interest; Exposure Extension Period= 0; Minimum Episode Duration=730</b>														
2006	1	46	1,367	58,532	26,306	61,162	0	152,357	11,885	0.30	1,272.43	29.72	42.82	0.00
	2	34	982	41,129	5,864	43,295	0	141,618	10,745	0.24	1,209.68	28.88	41.88	0.00
	3	36	1,220	42,988	6,420	45,855	0	142,773	11,944	0.25	1,194.11	33.89	35.24	0.00
	4	1,145	34,022	1,409,799	283,881	1,482,390	13	3,007,414	243,965	0.38	1,231.27	29.71	41.44	0.09
	5	922	28,190	1,143,371	185,859	1,199,308	8	3,064,100	253,823	0.30	1,240.10	30.57	40.56	0.07
	6	907	27,853	1,103,993	236,965	1,161,703	6	3,083,195	246,816	0.29	1,217.19	30.71	39.64	0.05
	7	812	24,746	989,179	158,040	1,037,994	11	3,104,488	256,060	0.26	1,218.20	30.48	39.97	0.11
	8	927	27,602	1,089,652	181,201	1,154,452	10	3,121,864	258,166	0.30	1,175.46	29.78	39.48	0.09
	9	831	25,414	972,324	183,379	1,026,423	8	3,150,838	252,367	0.26	1,170.06	30.58	38.26	0.08
	10	865	25,720	1,026,103	177,908	1,088,587	5	3,157,656	262,791	0.27	1,186.25	29.73	39.90	0.05
	11	808	23,782	931,598	178,474	985,080	5	3,164,319	254,909	0.26	1,152.97	29.43	39.17	0.05
	12	690	20,983	810,637	131,204	854,581	7	3,177,449	264,408	0.22	1,174.84	30.41	38.63	0.08
2007	1	914	28,497	1,091,298	214,790	1,157,334	5	3,183,840	248,487	0.29	1,193.98	31.18	38.30	0.04
	2	760	23,196	909,916	152,354	957,739	7	2,953,334	223,108	0.26	1,197.26	30.52	39.23	0.07
	3	749	22,399	884,769	146,475	937,243	2	2,944,737	246,235	0.25	1,181.27	29.91	39.50	0.02

**Table 4A: Summary of Alendronate Use and Subsequent Events in the MSDD between January 1, 2006 and December 31, 2013, by Drug Use and Year-Month**

Year	Month	Users	Dispensings	Days Supplied	Amount Supplied	Days at Risk	Episodes w/ Events	Eligible Members	Member-Years	Users / 1K Eligible Members	Days Supplied/ User	Dispensings / User	Days Supplied/ Dispensing	Episodes w/ Events / 10K Days at Risk
	4	761	22,945	896,131	159,772	948,622	2	3,090,173	249,797	0.25	1,177.57	30.15	39.06	0.02
	5	757	22,279	883,319	161,210	931,986	2	3,114,476	258,733	0.24	1,166.87	29.43	39.65	0.02
	6	678	19,604	792,741	117,382	835,736	4	3,125,077	250,730	0.22	1,169.23	28.91	40.44	0.05
	7	677	18,965	780,224	141,543	821,939	5	3,131,308	258,986	0.22	1,152.47	28.01	41.14	0.06
	8	739	21,449	856,803	134,157	906,613	4	4,073,171	264,682	0.18	1,159.41	29.02	39.95	0.04
	9	997	29,061	1,173,623	174,125	1,236,185	8	4,104,856	329,471	0.24	1,177.15	29.15	40.38	0.06
	10	1,122	32,919	1,276,729	196,186	1,345,883	10	4,108,644	341,598	0.27	1,137.90	29.34	38.78	0.07
	11	1,075	31,208	1,234,225	211,880	1,298,647	8	4,109,329	330,827	0.26	1,148.12	29.03	39.55	0.06
	12	1,092	32,631	1,270,643	202,885	1,334,548	9	4,121,954	343,367	0.26	1,163.59	29.88	38.94	0.07
2008	1	1,590	45,527	1,841,645	279,749	1,936,070	18	4,131,562	323,623	0.38	1,158.27	28.63	40.45	0.09
	2	1,424	42,056	1,661,601	263,790	1,750,421	13	3,866,201	300,970	0.37	1,166.85	29.53	39.51	0.07
	3	1,598	44,940	1,851,827	297,584	1,939,528	17	5,749,205	325,828	0.28	1,158.84	28.12	41.21	0.09
	4	2,292	58,465	2,613,963	444,831	2,733,452	22	5,723,837	462,024	0.40	1,140.47	25.51	44.71	0.08
	5	1,775	48,327	2,055,399	307,745	2,154,304	11	5,782,742	477,592	0.31	1,157.97	27.23	42.53	0.05
	6	1,701	46,169	1,942,658	296,807	2,031,744	18	5,798,695	463,616	0.29	1,142.07	27.14	42.08	0.09
	7	1,668	44,047	1,869,522	329,057	1,961,451	15	5,822,999	479,385	0.29	1,120.82	26.41	42.44	0.08
	8	1,515	40,481	1,693,744	281,104	1,778,904	16	5,800,508	480,844	0.26	1,117.98	26.72	41.84	0.09
	9	1,566	42,820	1,774,931	278,057	1,858,731	19	5,839,190	466,208	0.27	1,133.42	27.34	41.45	0.10
	10	1,549	41,753	1,733,002	270,318	1,822,038	11	5,841,384	484,014	0.27	1,118.79	26.95	41.51	0.06
	11	1,388	36,688	1,553,125	239,777	1,628,416	6	5,833,210	469,250	0.24	1,118.97	26.43	42.33	0.04
	12	1,457	38,160	1,603,337	262,973	1,681,466	11	5,855,499	486,895	0.25	1,100.44	26.19	42.02	0.07
2009	1	2,200	62,648	2,540,365	385,857	2,660,031	14	5,863,234	446,553	0.38	1,154.71	28.48	40.55	0.05
	2	1,904	52,293	2,165,656	334,068	2,272,800	10	5,309,357	401,546	0.36	1,137.42	27.46	41.41	0.04
	3	1,621	44,198	1,842,725	277,993	1,929,344	17	5,301,592	444,420	0.31	1,136.78	27.27	41.69	0.09
	4	1,558	39,736	1,751,273	259,544	1,834,814	17	5,656,933	458,438	0.28	1,124.05	25.50	44.07	0.09
	5	1,409	37,883	1,588,796	241,589	1,665,459	10	5,720,999	474,923	0.25	1,127.61	26.89	41.94	0.06
	6	1,435	35,933	1,586,686	235,833	1,658,263	19	5,754,905	461,173	0.25	1,105.70	25.04	44.16	0.11
	7	1,343	35,007	1,493,968	223,050	1,563,629	11	5,760,595	475,115	0.23	1,112.41	26.07	42.68	0.07
	8	1,257	33,468	1,372,899	201,076	1,439,134	15	5,716,652	475,443	0.22	1,092.20	26.63	41.02	0.10
	9	1,245	31,579	1,335,928	199,477	1,400,366	9	5,754,567	460,390	0.22	1,073.03	25.36	42.30	0.06
	10	1,214	30,432	1,320,015	199,659	1,381,707	15	5,753,923	478,208	0.21	1,087.33	25.07	43.38	0.11
	11	1,052	27,143	1,120,440	170,796	1,174,100	14	5,749,926	463,542	0.18	1,065.06	25.80	41.28	0.12
	12	1,134	29,150	1,215,992	178,249	1,274,324	9	5,774,921	480,295	0.20	1,072.30	25.71	41.71	0.07
2010	1	1,164	29,563	1,253,514	188,800	1,309,575	14	5,774,792	442,666	0.20	1,076.90	25.40	42.40	0.11
	2	1,045	26,861	1,117,400	162,485	1,170,699	7	5,255,023	397,957	0.20	1,069.28	25.70	41.60	0.06

**Table 4A: Summary of Alendronate Use and Subsequent Events in the MSDD between January 1, 2006 and December 31, 2013, by Drug Use and Year-Month**

Year	Month	Users	Dispensings	Days Supplied	Amount Supplied	Days at Risk	Episodes w/ Events	Eligible Members	Member-Years	Users / 1K Eligible Members	Days Supplied/ User	Dispensings / User	Days Supplied/ Dispensing	Episodes w/ Events / 10K Days at Risk
	3	1,032	26,268	1,096,168	158,717	1,152,229	4	5,247,548	439,509	0.20	1,062.18	25.45	41.73	0.03
	4	1,099	26,020	1,162,089	170,337	1,214,693	14	5,685,699	461,073	0.19	1,057.41	23.68	44.66	0.12
	5	1,122	26,608	1,162,024	173,424	1,216,025	11	5,748,855	477,468	0.20	1,035.67	23.71	43.67	0.09
	6	1,113	26,311	1,154,731	175,146	1,209,660	17	5,778,135	463,171	0.19	1,037.49	23.64	43.89	0.14
	7	1,002	24,039	1,039,076	155,642	1,089,520	9	5,778,375	477,001	0.17	1,037.00	23.99	43.22	0.08
	8	1,020	23,824	1,053,575	158,632	1,096,673	13	5,729,850	477,142	0.18	1,032.92	23.36	44.22	0.12
	9	905	21,228	908,786	138,129	954,395	6	5,760,322	461,911	0.16	1,004.18	23.46	42.81	0.06
	10	989	22,697	989,303	148,532	1,033,823	9	5,755,389	479,087	0.17	1,000.31	22.95	43.59	0.09
	11	919	21,861	907,320	135,438	955,532	5	5,755,274	463,751	0.16	987.29	23.79	41.50	0.05
	12	871	20,123	846,300	126,461	883,423	14	5,768,035	480,635	0.15	971.64	23.10	42.06	0.16
2011	1	1,003	23,192	991,410	149,265	1,037,902	6	5,770,649	454,807	0.17	988.44	23.12	42.75	0.06
	2	882	20,936	859,991	129,788	900,768	10	5,391,266	407,813	0.16	975.05	23.74	41.08	0.11
	3	981	21,974	939,658	137,345	980,482	11	5,378,065	450,956	0.18	957.86	22.40	42.76	0.11
	4	1,014	21,783	951,403	140,224	996,091	8	5,774,416	468,373	0.18	938.27	21.48	43.68	0.08
	5	957	20,091	883,773	133,471	924,400	5	5,815,473	484,514	0.16	923.48	20.99	43.99	0.05
	6	901	18,206	810,145	120,906	849,436	9	5,824,442	469,028	0.15	899.16	20.21	44.50	0.11
	7	862	17,062	758,139	109,703	793,135	6	5,826,585	483,293	0.15	879.51	19.79	44.43	0.08
	8	944	18,688	807,826	119,465	845,029	8	5,811,569	483,844	0.16	855.75	19.80	43.23	0.09
	9	850	17,024	714,983	104,077	748,594	7	5,856,662	468,739	0.15	841.16	20.03	42.00	0.09
	10	822	15,125	672,604	101,930	703,982	5	5,857,596	487,345	0.14	818.25	18.40	44.47	0.07
	11	840	15,716	662,314	98,090	696,683	5	5,859,579	472,179	0.14	788.47	18.71	42.14	0.07
	12	801	14,868	614,383	90,741	646,276	3	5,883,116	487,895	0.14	767.02	18.56	41.32	0.05
2012	1	899	15,628	673,886	100,469	705,370	5	5,863,607	423,894	0.15	749.60	17.38	43.12	0.07
	2	491	9,340	376,782	55,428	395,062	4	5,017,117	293,516	0.10	767.38	19.02	40.34	0.10
	3	412	7,790	308,167	44,595	323,676	3	3,894,359	305,122	0.11	747.98	18.91	39.56	0.09
	4	378	6,608	274,856	39,214	288,804	2	3,853,073	310,861	0.10	727.13	17.48	41.59	0.07
	5	130	2,211	95,225	14,082	98,972	2	3,836,789	127,064	0.03	732.50	17.01	43.07	0.20
	6	120	2,103	84,606	12,021	89,493	1	1,459,854	116,761	0.08	705.05	17.53	40.23	0.11
	7	1	9	715	102	730	0	1,438,156	3,937	0.00	715.00	9.00	79.44	0.00
	8	0	0	0	0	0	0	0	0	---	---	---	---	---
	9	0	0	0	0	0	0	0	0	---	---	---	---	---
	10	0	0	0	0	0	0	0	0	---	---	---	---	---
	11	0	0	0	0	0	0	0	0	---	---	---	---	---
	12	0	0	0	0	0	0	0	0	---	---	---	---	---
2013	1	0	0	0	0	0	0	0	0	---	---	---	---	---

**Table 4A: Summary of Alendronate Use and Subsequent Events in the MSDD between January 1, 2006 and December 31, 2013, by Drug Use and Year-Month**

Year	Month	Users	Dispensings	Days Supplied	Amount Supplied	Days at Risk	Episodes w/ Events	Eligible Members	Member-Years	Users / 1K Eligible Members	Days Supplied/ User	Dispensings / User	Days Supplied/ Dispensing	Episodes w/ Events / 10K Days at Risk
	2	0	0	0	0	0	0	0	0	---	---	---	---	---
	3	0	0	0	0	0	0	0	0	---	---	---	---	---
	4	0	0	0	0	0	0	0	0	---	---	---	---	---
	5	0	0	0	0	0	0	0	0	---	---	---	---	---
	6	0	0	0	0	0	0	0	0	---	---	---	---	---
	7	0	0	0	0	0	0	0	0	---	---	---	---	---
	8	0	0	0	0	0	0	0	0	---	---	---	---	---
	9	0	0	0	0	0	0	0	0	---	---	---	---	---
	10	0	0	0	0	0	0	0	0	---	---	---	---	---
	11	0	0	0	0	0	0	0	0	---	---	---	---	---
	12	0	0	0	0	0	0	0	0	---	---	---	---	---
<b>Alendronate and Fracture of Interest; Exposure Extension Period= 0; Minimum Episode Duration= 1096</b>														
2006	1	28	1,010	43,227	24,125	44,780	0	124,948	10,133	0.22	1,543.82	36.07	42.80	0.00
	2	17	662	27,450	3,914	28,706	0	120,762	9,176	0.14	1,614.71	38.94	41.47	0.00
	3	22	952	31,846	4,832	33,651	0	121,665	10,193	0.18	1,447.55	43.27	33.45	0.00
	4	598	22,616	947,098	206,299	985,239	11	2,437,988	197,121	0.25	1,583.78	37.82	41.88	0.11
	5	488	19,141	781,788	120,321	815,497	2	2,472,627	205,094	0.20	1,602.02	39.22	40.84	0.02
	6	482	18,775	752,123	171,665	783,526	3	2,487,890	199,359	0.19	1,560.42	38.95	40.06	0.04
	7	439	17,043	680,065	103,739	706,385	10	2,504,058	206,433	0.18	1,549.12	38.82	39.90	0.14
	8	480	18,038	722,229	124,655	761,158	5	2,514,651	207,970	0.19	1,504.64	37.58	40.04	0.07
	9	405	16,058	626,384	97,541	653,333	6	2,535,903	203,194	0.16	1,546.63	39.65	39.01	0.09
	10	459	17,220	699,839	122,167	737,327	1	2,538,641	211,384	0.18	1,524.70	37.52	40.64	0.01
	11	427	15,684	625,383	117,240	654,386	4	2,541,679	204,841	0.17	1,464.60	36.73	39.87	0.06
	12	364	13,843	548,133	88,903	573,564	5	2,551,154	212,599	0.14	1,505.86	38.03	39.60	0.09
2007	1	498	19,396	748,311	145,998	787,778	3	2,557,263	201,881	0.19	1,502.63	38.95	38.58	0.04
	2	413	15,726	620,287	91,124	649,507	3	2,403,454	182,019	0.17	1,501.91	38.08	39.44	0.05
	3	408	14,984	603,424	98,876	634,064	2	2,402,806	201,398	0.17	1,478.98	36.73	40.27	0.03
	4	393	14,876	584,746	113,935	613,638	2	2,512,091	203,507	0.16	1,487.90	37.85	39.31	0.03
	5	372	13,771	558,953	104,691	583,669	2	2,535,025	211,207	0.15	1,502.56	37.02	40.59	0.03
	6	345	12,643	511,901	74,419	536,464	1	2,549,244	204,679	0.14	1,483.77	36.65	40.49	0.02
	7	325	11,339	488,687	99,553	509,683	2	2,553,529	211,485	0.13	1,503.65	34.89	43.10	0.04
	8	384	13,867	565,504	83,179	592,742	3	3,314,163	216,190	0.12	1,472.67	36.11	40.78	0.05
	9	514	18,730	770,495	116,447	805,610	6	3,339,779	268,193	0.15	1,499.02	36.44	41.14	0.07
	10	536	20,262	790,824	118,017	825,303	5	3,340,053	278,024	0.16	1,475.42	37.80	39.03	0.06
	11	536	19,734	788,827	131,660	822,223	4	3,341,435	269,403	0.16	1,471.69	36.82	39.97	0.05

**Table 4A: Summary of Alendronate Use and Subsequent Events in the MSDD between January 1, 2006 and December 31, 2013, by Drug Use and Year-Month**

Year	Month	Users	Dispensings	Days Supplied	Amount Supplied	Days at Risk	Episodes w/ Events	Eligible Members	Member-Years	Users / 1K Eligible Members	Days Supplied/ User	Dispensings / User	Days Supplied/ Dispensing	Episodes w/ Events / 10K Days at Risk
2008	12	564	21,573	840,829	122,906	875,793	6	3,352,730	279,594	0.17	1,490.83	38.25	38.98	0.07
2008	1	773	27,952	1,152,662	169,129	1,202,823	11	3,359,974	264,065	0.23	1,491.15	36.16	41.24	0.09
2008	2	699	26,551	1,059,953	154,185	1,107,755	7	3,159,620	246,436	0.22	1,516.38	37.98	39.92	0.06
2008	3	787	28,557	1,171,954	172,660	1,219,041	8	4,469,567	266,936	0.18	1,489.14	36.29	41.04	0.07
2008	4	1,062	35,891	1,582,285	260,259	1,643,870	14	4,436,612	363,467	0.24	1,489.91	33.80	44.09	0.09
2008	5	872	30,556	1,296,037	193,437	1,349,694	6	4,504,415	377,415	0.19	1,486.28	35.04	42.42	0.04
2008	6	788	28,054	1,170,884	171,941	1,215,072	10	4,533,596	366,764	0.17	1,485.89	35.60	41.74	0.08
2008	7	754	25,733	1,105,418	164,331	1,148,536	10	4,526,965	378,847	0.17	1,466.07	34.13	42.96	0.09
2008	8	719	24,660	1,035,939	152,418	1,078,710	10	4,539,478	381,167	0.16	1,440.81	34.30	42.01	0.09
2008	9	743	26,420	1,093,538	166,027	1,138,597	8	4,568,689	369,599	0.16	1,471.79	35.56	41.39	0.07
2008	10	743	25,723	1,081,837	161,297	1,127,753	7	4,572,109	384,144	0.16	1,456.04	34.62	42.06	0.06
2008	11	654	22,080	951,538	143,026	991,355	2	4,586,515	372,662	0.14	1,454.95	33.76	43.10	0.02
2008	12	671	22,517	963,298	142,954	1,002,167	3	4,606,970	386,598	0.15	1,435.62	33.56	42.78	0.03
2009	1	1,081	39,071	1,591,296	232,990	1,655,565	8	4,247,860	357,026	0.25	1,472.06	36.14	40.73	0.05
2009	2	896	30,814	1,309,478	193,956	1,367,573	5	4,214,849	322,345	0.21	1,461.47	34.39	42.50	0.04
2009	3	791	27,150	1,142,447	169,313	1,188,346	7	4,254,002	356,386	0.19	1,444.31	34.32	42.08	0.06
2009	4	740	23,794	1,062,276	160,942	1,105,925	12	4,506,719	365,750	0.16	1,435.51	32.15	44.64	0.11
2009	5	702	23,655	998,897	145,142	1,038,231	7	4,557,917	378,790	0.15	1,422.93	33.70	42.23	0.07
2009	6	686	21,284	968,836	142,547	1,002,710	11	4,584,208	367,719	0.15	1,412.30	31.03	45.52	0.11
2009	7	648	21,161	918,671	139,534	956,154	6	4,586,575	378,456	0.14	1,417.70	32.66	43.41	0.06
2009	8	587	19,966	820,881	119,228	855,192	6	4,546,577	378,865	0.13	1,398.43	34.01	41.11	0.07
2009	9	569	18,413	783,690	116,854	814,530	5	4,579,775	366,909	0.12	1,377.31	32.36	42.56	0.06
2009	10	585	18,438	804,240	122,959	836,890	9	4,579,047	381,296	0.13	1,374.77	31.52	43.62	0.11
2009	11	489	16,001	662,960	97,895	691,712	3	4,578,607	369,460	0.11	1,355.75	32.72	41.43	0.04
2009	12	561	17,978	750,587	107,921	782,372	5	4,595,724	382,761	0.12	1,337.94	32.05	41.75	0.06
2010	1	550	17,223	734,910	110,097	762,426	8	4,595,004	364,411	0.12	1,336.20	31.31	42.67	0.10
2010	2	493	15,961	658,113	94,839	683,647	2	4,325,817	327,256	0.11	1,334.91	32.38	41.23	0.03
2010	3	504	15,685	663,097	95,523	691,074	3	4,311,053	361,665	0.12	1,315.67	31.12	42.28	0.04
2010	4	525	15,131	682,769	101,771	708,793	9	4,660,511	378,208	0.11	1,300.51	28.82	45.12	0.13
2010	5	522	15,235	667,572	100,911	694,397	4	4,709,801	391,948	0.11	1,278.87	29.19	43.82	0.06
2010	6	554	15,805	694,500	105,558	725,344	8	4,737,911	380,408	0.12	1,253.61	28.53	43.94	0.11
2010	7	526	15,295	653,389	98,330	679,909	5	4,741,364	393,696	0.11	1,242.18	29.08	42.72	0.07
2010	8	520	14,222	639,079	95,767	658,821	7	4,724,487	394,186	0.11	1,229.00	27.35	44.94	0.11
2010	9	461	12,884	551,557	84,855	575,045	3	4,750,398	381,506	0.10	1,196.44	27.95	42.81	0.05
2010	10	509	13,844	598,191	92,119	620,624	6	4,747,446	395,806	0.11	1,175.23	27.20	43.21	0.10



**Table 4A: Summary of Alendronate Use and Subsequent Events in the MSDD between January 1, 2006 and December 31, 2013, by Drug Use and Year-Month**

Year	Month	Users	Dispensings	Days Supplied	Amount Supplied	Days at Risk	Episodes w/ Events	Eligible Members	Member-Years	Users / 1K Eligible Members	Days Supplied/ User	Dispensings / User	Days Supplied/ Dispensing	Episodes w/ Events / 10K Days at Risk
2011	11	495	13,614	567,049	85,850	594,732	1	4,747,670	383,193	0.10	1,145.55	27.50	41.65	0.02
	12	454	12,028	511,441	76,216	529,953	7	4,758,071	395,978	0.10	1,126.52	26.49	42.52	0.13
	1	551	14,184	610,806	91,567	636,047	3	4,740,942	343,774	0.12	1,108.54	25.74	43.06	0.05
	2	259	7,258	294,830	48,236	305,921	2	4,065,577	230,732	0.06	1,138.34	28.02	40.62	0.07
	3	238	6,709	265,663	37,775	275,098	3	3,004,256	251,146	0.08	1,116.23	28.19	39.60	0.11
	4	249	6,390	268,782	38,238	281,136	1	3,135,091	253,105	0.08	1,079.45	25.66	42.06	0.04
	5	78	2,182	85,004	12,925	88,821	0	3,103,408	97,921	0.03	1,089.79	27.97	38.96	0.00
	6	84	2,041	88,777	13,542	92,679	1	1,111,930	89,175	0.08	1,056.87	24.30	43.50	0.11
	7	3	66	3,272	443	3,288	0	1,096,001	3,001	0.00	1,090.67	22.00	49.58	0.00
	8	0	0	0	0	0	0	0	0	---	---	---	---	---
	9	0	0	0	0	0	0	0	0	---	---	---	---	---
	10	0	0	0	0	0	0	0	0	---	---	---	---	---
2012	11	0	0	0	0	0	0	0	0	---	---	---	---	---
	12	0	0	0	0	0	0	0	0	---	---	---	---	---
	1	0	0	0	0	0	0	0	0	---	---	---	---	---
	2	0	0	0	0	0	0	0	0	---	---	---	---	---
	3	0	0	0	0	0	0	0	0	---	---	---	---	---
	4	0	0	0	0	0	0	0	0	---	---	---	---	---
	5	0	0	0	0	0	0	0	0	---	---	---	---	---
	6	0	0	0	0	0	0	0	0	---	---	---	---	---
	7	0	0	0	0	0	0	0	0	---	---	---	---	---
	8	0	0	0	0	0	0	0	0	---	---	---	---	---
	9	0	0	0	0	0	0	0	0	---	---	---	---	---
	10	0	0	0	0	0	0	0	0	---	---	---	---	---
2013	11	0	0	0	0	0	0	0	0	---	---	---	---	---
	12	0	0	0	0	0	0	0	0	---	---	---	---	---
	1	0	0	0	0	0	0	0	0	---	---	---	---	---
	2	0	0	0	0	0	0	0	0	---	---	---	---	---
	3	0	0	0	0	0	0	0	0	---	---	---	---	---
	4	0	0	0	0	0	0	0	0	---	---	---	---	---
	5	0	0	0	0	0	0	0	0	---	---	---	---	---
	6	0	0	0	0	0	0	0	0	---	---	---	---	---
	7	0	0	0	0	0	0	0	0	---	---	---	---	---
8	0	0	0	0	0	0	0	0	---	---	---	---	---	
9	0	0	0	0	0	0	0	0	---	---	---	---	---	

**Table 4A: Summary of Alendronate Use and Subsequent Events in the MSDD between January 1, 2006 and December 31, 2013, by Drug Use and Year-Month**

Year	Month	Users	Dispensings	Days Supplied	Amount Supplied	Days at Risk	Episodes w/ Events	Eligible Members	Member-Years	Users / 1K Eligible Members	Days Supplied/ User	Dispensings / User	Days Supplied/ Dispensing	Episodes w/ Events / 10K Days at Risk	
	10	0	0	0	0	0	0	0	0	---	---	---	---	---	
	11	0	0	0	0	0	0	0	0	---	---	---	---	---	
	12	0	0	0	0	0	0	0	0	---	---	---	---	---	
<b>Alendronate and Fracture of Interest; Exposure Extension Period= 0; Minimum Episode Duration= 1461</b>															
2006	1	16	676	28,746	22,058	29,632	0	109,155	8,829	0.15	1,796.63	42.25	42.52	0.00	
	2	10	495	19,749	2,818	20,343	0	105,097	7,994	0.10	1,974.90	49.50	39.90	0.00	
	3	8	445	15,269	2,176	16,235	0	105,938	8,905	0.08	1,908.63	55.63	34.31	0.00	
	4	359	15,366	656,487	153,606	680,649	6	2,009,652	162,897	0.18	1,828.65	42.80	42.72	0.09	
	5	294	13,201	547,624	84,570	568,380	1	2,042,090	169,835	0.14	1,862.67	44.90	41.48	0.02	
	6	257	11,872	482,294	110,018	498,006	3	2,058,742	165,059	0.12	1,876.63	46.19	40.62	0.06	
	7	254	11,472	459,019	68,840	472,871	6	2,072,174	170,905	0.12	1,807.16	45.17	40.01	0.13	
	8	239	10,689	437,020	82,879	459,202	4	2,081,378	172,191	0.11	1,828.54	44.72	40.89	0.09	
	9	217	10,090	401,994	60,721	416,880	5	2,099,140	168,251	0.10	1,852.51	46.50	39.84	0.12	
	10	254	11,053	457,109	72,486	478,510	1	2,100,485	174,830	0.12	1,799.64	43.52	41.36	0.02	
	11	211	9,186	370,577	67,425	383,016	3	2,099,050	169,497	0.10	1,756.29	43.54	40.34	0.08	
	12	183	8,261	338,758	56,894	350,099	5	2,107,653	175,816	0.09	1,851.14	45.14	41.01	0.14	
2007	1	254	11,913	460,357	102,598	482,256	1	2,112,344	168,292	0.12	1,812.43	46.90	38.64	0.02	
	2	211	9,622	379,125	55,406	394,812	1	2,002,479	151,884	0.11	1,796.80	45.60	39.40	0.03	
	3	195	8,711	351,706	57,256	367,539	1	2,004,224	168,179	0.10	1,803.62	44.67	40.37	0.03	
	4	186	8,583	337,056	56,321	350,640	1	2,090,967	169,761	0.09	1,812.13	46.15	39.27	0.03	
	5	193	8,592	345,189	53,808	359,243	0	2,108,529	175,903	0.09	1,788.54	44.52	40.18	0.00	
	6	167	7,325	298,389	42,486	310,864	1	2,120,615	170,698	0.08	1,786.76	43.86	40.74	0.03	
	7	164	6,563	292,826	43,076	302,498	1	2,127,190	175,723	0.08	1,785.52	40.02	44.62	0.03	
	8	195	8,382	341,536	50,099	355,024	3	2,748,357	179,703	0.07	1,751.47	42.98	40.75	0.08	
	9	263	11,394	475,821	70,675	494,862	1	2,769,884	222,770	0.09	1,809.21	43.32	41.76	0.02	
	10	263	12,059	468,979	69,379	485,881	4	2,771,573	231,311	0.09	1,783.19	45.85	38.89	0.08	
	11	254	11,244	458,597	66,653	472,890	2	2,778,114	224,185	0.09	1,805.50	44.27	40.79	0.04	
	12	291	13,518	518,015	76,975	536,121	4	2,786,200	232,542	0.10	1,780.12	46.45	38.32	0.07	
2008	1	383	16,208	681,734	98,295	708,433	4	2,789,888	217,542	0.14	1,779.98	42.32	42.06	0.06	
	2	352	16,215	641,543	94,462	666,999	3	2,599,740	203,068	0.14	1,822.57	46.07	39.56	0.04	
	3	382	16,304	683,741	100,416	705,829	4	3,640,755	219,730	0.10	1,789.90	42.68	41.94	0.06	
	4	508	21,166	912,556	142,244	946,353	4	3,627,969	294,631	0.14	1,796.37	41.67	43.11	0.04	
	5	420	17,751	754,147	112,187	783,456	3	3,677,084	305,838	0.11	1,795.59	42.26	42.48	0.04	
	6	396	16,896	702,205	104,179	723,185	7	3,701,355	297,045	0.11	1,773.24	42.67	41.56	0.10	
	7	361	14,669	634,932	93,250	655,267	5	3,722,482	306,366	0.10	1,758.81	40.63	43.28	0.08	

**Table 4A: Summary of Alendronate Use and Subsequent Events in the MSDD between January 1, 2006 and December 31, 2013, by Drug Use and Year-Month**

Year	Month	Users	Dispensings	Days Supplied	Amount Supplied	Days at Risk	Episodes w/ Events	Eligible Members	Member-Years	Users / 1K Eligible Members	Days Supplied/ User	Dispensings / User	Days Supplied/ Dispensing	Episodes w/ Events / 10K Days at Risk
2009	8	341	14,086	591,295	85,880	610,984	5	3,697,064	308,230	0.09	1,734.00	41.31	41.98	0.08
	9	380	16,166	661,252	102,484	684,745	4	3,719,311	298,737	0.10	1,740.14	42.54	40.90	0.06
	10	358	15,120	627,435	91,957	649,863	2	3,720,340	310,108	0.10	1,752.61	42.23	41.50	0.03
	11	342	13,465	586,518	87,796	607,744	1	3,725,753	300,575	0.09	1,714.96	39.37	43.56	0.02
	12	321	13,035	548,437	81,658	568,957	0	3,737,764	311,793	0.09	1,708.53	40.61	42.07	0.00
	1	570	23,901	977,272	144,027	1,010,679	5	3,744,188	297,585	0.15	1,714.51	41.93	40.89	0.05
	2	472	19,006	800,548	118,250	833,151	1	3,537,517	267,677	0.13	1,696.08	40.27	42.12	0.01
	3	415	16,647	693,826	102,596	719,783	2	3,527,916	296,052	0.12	1,671.87	40.11	41.68	0.03
	4	382	14,119	634,248	94,676	657,545	6	3,734,817	303,238	0.10	1,660.34	36.96	44.92	0.09
	5	362	13,944	593,301	87,284	613,906	3	3,775,881	314,288	0.10	1,638.95	38.52	42.55	0.05
	6	338	11,800	549,039	79,469	562,460	10	3,800,107	305,253	0.09	1,624.38	34.91	46.53	0.18
	7	353	13,289	565,674	88,788	587,789	3	3,804,690	316,023	0.09	1,602.48	37.65	42.57	0.05
8	325	12,457	510,885	74,152	529,783	4	3,793,782	316,589	0.09	1,571.95	38.33	41.01	0.08	
9	297	10,937	463,688	69,404	479,574	2	3,822,825	306,698	0.08	1,561.24	36.82	42.40	0.04	
10	318	11,155	488,553	74,836	506,486	1	3,824,116	318,809	0.08	1,536.33	35.08	43.80	0.02	
11	264	9,256	399,553	58,202	413,490	1	3,824,514	308,932	0.07	1,513.46	35.06	43.17	0.02	
12	308	11,012	457,165	65,191	473,886	3	3,839,255	319,291	0.08	1,484.30	35.75	41.52	0.06	
2010	1	275	9,368	404,909	59,629	417,615	1	3,825,488	278,908	0.07	1,472.40	34.07	43.22	0.02
	2	123	4,596	183,389	26,044	190,070	0	3,296,968	190,374	0.04	1,490.97	37.37	39.90	0.00
	3	130	4,524	190,436	28,233	197,830	0	2,478,330	207,265	0.05	1,464.89	34.80	42.09	0.00
	4	111	3,840	160,026	22,754	165,010	3	2,615,252	211,219	0.04	1,441.68	34.59	41.67	0.18
	5	30	949	42,952	8,676	44,971	0	2,591,691	80,377	0.01	1,431.73	31.63	45.26	0.00
	6	33	1,080	46,703	7,831	48,680	1	913,484	73,294	0.04	1,415.24	32.73	43.24	0.21
	7	1	51	1,418	203	1,461	0	901,899	2,469	0.00	1,418.00	51.00	27.80	0.00
	8	0	0	0	0	0	0	0	0	---	---	---	---	---
	9	0	0	0	0	0	0	0	0	---	---	---	---	---
	10	0	0	0	0	0	0	0	0	---	---	---	---	---
	11	0	0	0	0	0	0	0	0	---	---	---	---	---
	12	0	0	0	0	0	0	0	0	---	---	---	---	---
2011	1	0	0	0	0	0	0	0	0	---	---	---	---	---
	2	0	0	0	0	0	0	0	0	---	---	---	---	---
	3	0	0	0	0	0	0	0	0	---	---	---	---	---
	4	0	0	0	0	0	0	0	0	---	---	---	---	---
	5	0	0	0	0	0	0	0	0	---	---	---	---	---
	6	0	0	0	0	0	0	0	0	---	---	---	---	---

**Table 4A: Summary of Alendronate Use and Subsequent Events in the MSDD between January 1, 2006 and December 31, 2013, by Drug Use and Year-Month**

Year	Month	Users	Dispensings	Days Supplied	Amount Supplied	Days at Risk	Episodes w/ Events	Eligible Members	Member-Years	Users / 1K Eligible Members	Days Supplied/ User	Dispensings / User	Days Supplied/ Dispensing	Episodes w/ Events / 10K Days at Risk
	7	0	0	0	0	0	0	0	0	---	---	---	---	---
	8	0	0	0	0	0	0	0	0	---	---	---	---	---
	9	0	0	0	0	0	0	0	0	---	---	---	---	---
	10	0	0	0	0	0	0	0	0	---	---	---	---	---
	11	0	0	0	0	0	0	0	0	---	---	---	---	---
	12	0	0	0	0	0	0	0	0	---	---	---	---	---
2012	1	0	0	0	0	0	0	0	0	---	---	---	---	---
	2	0	0	0	0	0	0	0	0	---	---	---	---	---
	3	0	0	0	0	0	0	0	0	---	---	---	---	---
	4	0	0	0	0	0	0	0	0	---	---	---	---	---
	5	0	0	0	0	0	0	0	0	---	---	---	---	---
	6	0	0	0	0	0	0	0	0	---	---	---	---	---
	7	0	0	0	0	0	0	0	0	---	---	---	---	---
	8	0	0	0	0	0	0	0	0	---	---	---	---	---
	9	0	0	0	0	0	0	0	0	---	---	---	---	---
	10	0	0	0	0	0	0	0	0	---	---	---	---	---
	11	0	0	0	0	0	0	0	0	---	---	---	---	---
	12	0	0	0	0	0	0	0	0	---	---	---	---	---
2013	1	0	0	0	0	0	0	0	0	---	---	---	---	---
	2	0	0	0	0	0	0	0	0	---	---	---	---	---
	3	0	0	0	0	0	0	0	0	---	---	---	---	---
	4	0	0	0	0	0	0	0	0	---	---	---	---	---
	5	0	0	0	0	0	0	0	0	---	---	---	---	---
	6	0	0	0	0	0	0	0	0	---	---	---	---	---
	7	0	0	0	0	0	0	0	0	---	---	---	---	---
	8	0	0	0	0	0	0	0	0	---	---	---	---	---
	9	0	0	0	0	0	0	0	0	---	---	---	---	---
	10	0	0	0	0	0	0	0	0	---	---	---	---	---
	11	0	0	0	0	0	0	0	0	---	---	---	---	---
	12	0	0	0	0	0	0	0	0	---	---	---	---	---
<b>Alendronate and Fracture of Interest; Exposure Extension Period= 0; Minimum Episode Duration=1826</b>														
2006	1	7	351	14,494	20,022	15,083	0	96,217	7,677	0.07	2,070.57	50.14	41.29	0.00
	2	5	278	11,662	1,663	11,847	0	91,267	6,937	0.05	2,332.40	55.60	41.95	0.00
	3	3	217	7,799	1,112	8,270	0	91,724	7,722	0.03	2,599.67	72.33	35.94	0.00
	4	172	8,560	365,238	97,606	377,571	2	1,686,332	136,939	0.10	2,123.48	49.77	42.67	0.05

**Table 4A: Summary of Alendronate Use and Subsequent Events in the MSDD between January 1, 2006 and December 31, 2013, by Drug Use and Year-Month**

Year	Month	Users	Dispensings	Days Supplied	Amount Supplied	Days at Risk	Episodes w/ Events	Eligible Members	Member-Years	Users / 1K Eligible Members	Days Supplied/ User	Dispensings / User	Days Supplied/ Dispensing	Episodes w/ Events / 10K Days at Risk
	5	145	7,413	316,136	47,458	327,231	1	1,715,766	142,869	0.08	2,180.25	51.12	42.65	0.03
	6	135	7,128	291,238	49,489	298,556	3	1,730,681	139,072	0.08	2,157.32	52.80	40.86	0.10
	7	110	5,962	236,945	33,697	240,060	3	1,745,101	143,532	0.06	2,154.05	54.20	39.74	0.12
	8	115	5,977	248,102	35,349	258,817	1	1,747,082	144,712	0.07	2,157.41	51.97	41.51	0.04
	9	103	5,427	223,767	33,946	231,941	3	1,762,785	141,478	0.06	2,172.50	52.69	41.23	0.13
	10	123	5,839	257,898	36,737	268,033	1	1,764,467	147,214	0.07	2,096.73	47.47	44.17	0.04
	11	88	4,452	181,197	32,957	187,145	1	1,765,963	142,709	0.05	2,059.06	50.59	40.70	0.05
	12	85	4,331	185,223	32,398	190,128	3	1,772,670	147,833	0.05	2,179.09	50.95	42.77	0.16
2007	1	120	6,403	254,921	43,688	264,341	0	1,774,120	138,237	0.07	2,124.34	53.36	39.81	0.00
	2	94	5,029	199,054	28,385	204,765	1	1,642,902	124,473	0.06	2,117.60	53.50	39.58	0.05
	3	86	4,449	182,682	31,743	189,566	0	1,641,669	137,703	0.05	2,124.21	51.73	41.06	0.00
	4	83	4,757	177,591	29,271	184,071	1	1,700,929	138,019	0.05	2,139.65	57.31	37.33	0.05
	5	83	4,185	171,940	29,148	178,339	0	1,712,529	142,814	0.05	2,071.57	50.42	41.08	0.00
	6	76	3,826	157,302	22,413	163,410	0	1,719,421	138,347	0.04	2,069.76	50.34	41.11	0.00
	7	66	3,038	141,353	20,152	144,167	1	1,720,827	141,783	0.04	2,141.71	46.03	46.53	0.07
	8	87	4,129	175,905	25,188	181,160	2	2,262,288	145,035	0.04	2,021.90	47.46	42.60	0.11
	9	130	6,370	271,320	40,253	281,822	0	2,278,815	183,333	0.06	2,087.08	49.00	42.59	0.00
	10	118	6,406	247,059	35,122	253,139	2	2,278,012	190,326	0.05	2,093.72	54.29	38.57	0.08
	11	123	6,319	256,042	37,466	261,169	2	2,284,842	184,387	0.05	2,081.64	51.37	40.52	0.08
	12	132	7,036	272,255	40,235	281,307	1	2,289,847	191,421	0.06	2,062.54	53.30	38.69	0.04
2008	1	176	8,408	360,119	51,202	373,802	1	2,295,382	184,122	0.08	2,046.13	47.77	42.83	0.03
	2	198	10,287	402,231	58,988	415,986	2	2,197,154	171,515	0.09	2,031.47	51.95	39.10	0.05
	3	182	8,846	369,916	54,314	380,862	1	3,051,103	185,379	0.06	2,032.51	48.60	41.82	0.03
	4	262	12,638	529,076	78,981	546,046	3	3,040,352	246,946	0.09	2,019.37	48.24	41.86	0.05
	5	219	10,279	439,866	66,039	455,318	1	3,078,313	256,395	0.07	2,008.52	46.94	42.79	0.02
	6	202	9,823	399,283	59,746	410,093	3	3,100,044	249,122	0.07	1,976.65	48.63	40.65	0.07
	7	182	8,123	357,000	52,289	367,155	2	3,120,535	258,143	0.06	1,961.54	44.63	43.95	0.05
	8	172	7,969	331,041	47,088	340,053	3	3,113,633	259,884	0.06	1,924.66	46.33	41.54	0.09
	9	199	9,247	382,873	57,733	393,377	2	3,132,363	251,931	0.06	1,923.98	46.47	41.41	0.05
	10	217	9,755	411,203	60,017	423,835	1	3,134,634	261,512	0.07	1,894.94	44.95	42.15	0.02
	11	189	8,071	351,948	51,600	362,299	1	3,138,621	253,435	0.06	1,862.16	42.70	43.61	0.03
	12	179	8,088	329,246	50,607	340,338	0	3,147,151	262,234	0.06	1,839.36	45.18	40.71	0.00
2009	1	321	14,192	583,793	88,035	600,998	2	3,141,652	229,596	0.10	1,818.67	44.21	41.14	0.03
	2	108	4,729	199,262	29,852	206,523	0	2,718,173	159,509	0.04	1,845.02	43.79	42.14	0.00
	3	97	4,112	176,421	25,078	182,427	0	2,078,525	173,890	0.05	1,818.77	42.39	42.90	0.00

**Table 4A: Summary of Alendronate Use and Subsequent Events in the MSDD between January 1, 2006 and December 31, 2013, by Drug Use and Year-Month**

Year	Month	Users	Dispensings	Days Supplied	Amount Supplied	Days at Risk	Episodes w/ Events	Eligible Members	Member-Years	Users / 1K Eligible Members	Days Supplied/ User	Dispensings / User	Days Supplied/ Dispensing	Episodes w/ Events / 10K Days at Risk
	4	92	3,782	164,294	24,850	170,023	2	2,166,219	174,988	0.04	1,785.80	41.11	43.44	0.12
	5	20	799	36,106	5,131	37,303	0	2,148,357	64,868	0.01	1,805.30	39.95	45.19	0.00
	6	19	705	33,787	4,821	34,963	0	736,473	59,142	0.03	1,778.26	37.11	47.92	0.00
	7	2	123	3,522	500	3,652	0	728,010	1,993	0.00	1,761.00	61.50	28.63	0.00
	8	0	0	0	0	0	0	0	0	---	---	---	---	---
	9	0	0	0	0	0	0	0	0	---	---	---	---	---
	10	0	0	0	0	0	0	0	0	---	---	---	---	---
	11	0	0	0	0	0	0	0	0	---	---	---	---	---
	12	0	0	0	0	0	0	0	0	---	---	---	---	---
2010	1	0	0	0	0	0	0	0	0	---	---	---	---	---
	2	0	0	0	0	0	0	0	0	---	---	---	---	---
	3	0	0	0	0	0	0	0	0	---	---	---	---	---
	4	0	0	0	0	0	0	0	0	---	---	---	---	---
	5	0	0	0	0	0	0	0	0	---	---	---	---	---
	6	0	0	0	0	0	0	0	0	---	---	---	---	---
	7	0	0	0	0	0	0	0	0	---	---	---	---	---
	8	0	0	0	0	0	0	0	0	---	---	---	---	---
	9	0	0	0	0	0	0	0	0	---	---	---	---	---
	10	0	0	0	0	0	0	0	0	---	---	---	---	---
	11	0	0	0	0	0	0	0	0	---	---	---	---	---
	12	0	0	0	0	0	0	0	0	---	---	---	---	---
2011	1	0	0	0	0	0	0	0	0	---	---	---	---	---
	2	0	0	0	0	0	0	0	0	---	---	---	---	---
	3	0	0	0	0	0	0	0	0	---	---	---	---	---
	4	0	0	0	0	0	0	0	0	---	---	---	---	---
	5	0	0	0	0	0	0	0	0	---	---	---	---	---
	6	0	0	0	0	0	0	0	0	---	---	---	---	---
	7	0	0	0	0	0	0	0	0	---	---	---	---	---
	8	0	0	0	0	0	0	0	0	---	---	---	---	---
	9	0	0	0	0	0	0	0	0	---	---	---	---	---
	10	0	0	0	0	0	0	0	0	---	---	---	---	---
	11	0	0	0	0	0	0	0	0	---	---	---	---	---
	12	0	0	0	0	0	0	0	0	---	---	---	---	---
2012	1	0	0	0	0	0	0	0	0	---	---	---	---	---
	2	0	0	0	0	0	0	0	0	---	---	---	---	---

**Table 4A: Summary of Alendronate Use and Subsequent Events in the MSDD between January 1, 2006 and December 31, 2013, by Drug Use and Year-Month**

Year	Month	Users	Dispensings	Days Supplied	Amount Supplied	Days at Risk	Episodes w/ Events	Eligible Members	Member-Years	Users / 1K Eligible Members	Days Supplied/ User	Dispensings / User	Days Supplied/ Dispensing	Episodes w/ Events / 10K Days at Risk
	3	0	0	0	0	0	0	0	0	---	---	---	---	---
	4	0	0	0	0	0	0	0	0	---	---	---	---	---
	5	0	0	0	0	0	0	0	0	---	---	---	---	---
	6	0	0	0	0	0	0	0	0	---	---	---	---	---
	7	0	0	0	0	0	0	0	0	---	---	---	---	---
	8	0	0	0	0	0	0	0	0	---	---	---	---	---
	9	0	0	0	0	0	0	0	0	---	---	---	---	---
	10	0	0	0	0	0	0	0	0	---	---	---	---	---
	11	0	0	0	0	0	0	0	0	---	---	---	---	---
	12	0	0	0	0	0	0	0	0	---	---	---	---	---
2013	1	0	0	0	0	0	0	0	0	---	---	---	---	---
	2	0	0	0	0	0	0	0	0	---	---	---	---	---
	3	0	0	0	0	0	0	0	0	---	---	---	---	---
	4	0	0	0	0	0	0	0	0	---	---	---	---	---
	5	0	0	0	0	0	0	0	0	---	---	---	---	---
	6	0	0	0	0	0	0	0	0	---	---	---	---	---
	7	0	0	0	0	0	0	0	0	---	---	---	---	---
	8	0	0	0	0	0	0	0	0	---	---	---	---	---
	9	0	0	0	0	0	0	0	0	---	---	---	---	---
	10	0	0	0	0	0	0	0	0	---	---	---	---	---
	11	0	0	0	0	0	0	0	0	---	---	---	---	---
	12	0	0	0	0	0	0	0	0	---	---	---	---	---
<b>Alendronate and Fracture of Interest; Exposure Extension Period=183; Minimum Episode Duration=1</b>														
2006	1	818	4,603	184,247	49,670	266,632	3	237,415	19,835	3.45	225.24	5.63	40.03	0.11
	2	644	3,122	127,085	18,880	195,282	2	235,700	17,960	2.73	197.34	4.85	40.71	0.10
	3	710	3,500	132,470	20,727	211,811	4	237,739	19,995	2.99	186.58	4.93	37.85	0.19
	4	9,732	65,258	2,681,626	556,195	3,829,631	40	4,467,717	364,974	2.18	275.55	6.71	41.09	0.10
	5	9,019	56,843	2,254,737	408,310	3,312,666	26	4,541,962	378,547	1.99	250.00	6.30	39.67	0.08
	6	8,305	54,619	2,140,897	459,146	3,109,140	22	4,547,799	366,140	1.83	257.78	6.58	39.20	0.07
	7	7,059	47,284	1,893,018	376,611	2,701,495	34	4,548,855	378,700	1.55	268.17	6.70	40.04	0.13
	8	7,608	52,244	2,033,992	390,050	2,928,913	20	4,588,424	381,242	1.66	267.35	6.87	38.93	0.07
	9	6,624	45,516	1,760,313	365,492	2,530,229	26	4,623,626	371,949	1.43	265.75	6.87	38.67	0.10
	10	6,536	44,625	1,776,345	353,738	2,549,051	19	4,628,394	387,156	1.41	271.78	6.83	39.81	0.07
	11	5,812	40,666	1,569,937	324,310	2,245,708	24	4,642,090	375,491	1.25	270.12	7.00	38.61	0.11
	12	5,116	35,081	1,361,902	241,356	1,954,233	22	4,667,660	390,128	1.10	266.20	6.86	38.82	0.11

**Table 4A: Summary of Alendronate Use and Subsequent Events in the MSDD between January 1, 2006 and December 31, 2013, by Drug Use and Year-Month**

Year	Month	Users	Dispensings	Days Supplied	Amount Supplied	Days at Risk	Episodes w/ Events	Eligible Members	Member-Years	Users / 1K Eligible Members	Days Supplied/ User	Dispensings / User	Days Supplied/ Dispensing	Episodes w/ Events / 10K Days at Risk
2007	1	5,717	45,158	1,720,456	367,012	2,429,579	22	4,444,972	371,582	1.29	300.94	7.90	38.10	0.09
	2	4,904	38,591	1,480,940	281,575	2,103,186	23	4,393,241	335,281	1.12	301.99	7.87	38.38	0.11
	3	4,699	36,461	1,399,951	281,039	1,983,620	14	4,398,629	371,415	1.07	297.93	7.76	38.40	0.07
	4	4,741	35,673	1,373,859	278,243	1,965,622	9	4,646,747	379,885	1.02	289.78	7.52	38.51	0.05
	5	4,533	34,344	1,325,714	254,502	1,877,580	14	4,712,878	394,094	0.96	292.46	7.58	38.60	0.07
	6	4,116	30,048	1,167,326	216,250	1,668,366	16	4,737,359	381,993	0.87	283.61	7.30	38.85	0.10
	7	4,026	28,551	1,128,027	232,973	1,617,178	15	4,704,474	393,298	0.86	280.19	7.09	39.51	0.09
	8	4,322	31,847	1,229,339	224,311	1,759,226	13	6,241,611	402,687	0.69	284.44	7.37	38.60	0.07
	9	7,213	48,853	1,894,182	318,700	2,742,353	31	6,286,322	506,249	1.15	262.61	6.77	38.77	0.11
	10	7,757	53,862	2,004,452	335,973	2,915,134	37	6,285,972	526,244	1.23	258.41	6.94	37.21	0.13
	11	7,141	49,191	1,873,786	351,155	2,717,363	30	6,306,890	510,151	1.13	262.40	6.89	38.09	0.11
	12	6,243	47,117	1,772,656	301,729	2,497,724	26	6,337,676	529,742	0.99	283.94	7.55	37.62	0.10
2008	1	8,159	66,923	2,557,288	421,717	3,559,044	47	6,064,977	507,145	1.35	313.43	8.20	38.21	0.13
	2	7,452	61,564	2,332,624	377,764	3,255,496	47	6,047,360	474,276	1.23	313.02	8.26	37.89	0.14
	3	8,388	68,333	2,683,626	433,563	3,720,499	46	9,562,691	515,439	0.88	319.94	8.15	39.27	0.12
	4	16,051	107,565	4,664,400	800,718	6,537,301	73	9,429,434	771,378	1.70	290.60	6.70	43.36	0.11
	5	14,007	90,908	3,769,962	590,882	5,414,862	62	9,588,286	799,225	1.46	269.15	6.49	41.47	0.11
	6	13,037	84,493	3,484,953	533,776	5,011,658	52	9,624,230	774,239	1.35	267.31	6.48	41.25	0.10
	7	12,537	80,822	3,323,022	591,788	4,786,475	50	9,615,994	801,661	1.30	265.06	6.45	41.12	0.10
	8	11,128	72,272	2,936,837	500,315	4,220,110	57	9,639,712	805,346	1.15	263.91	6.49	40.64	0.14
	9	10,783	72,344	2,915,858	474,466	4,156,065	52	9,717,200	780,795	1.11	270.41	6.71	40.31	0.13
	10	11,530	73,462	2,950,379	492,729	4,271,251	54	9,722,378	812,938	1.19	255.89	6.37	40.16	0.13
	11	10,040	64,402	2,585,144	424,087	3,739,121	34	9,738,840	787,468	1.03	257.48	6.41	40.14	0.09
	12	10,297	64,409	2,578,675	422,198	3,734,248	33	9,789,089	816,874	1.05	250.43	6.26	40.04	0.09
2009	1	12,038	101,268	3,996,026	612,762	5,483,312	64	9,021,987	754,364	1.33	331.95	8.41	39.46	0.12
	2	11,138	89,610	3,561,100	542,376	4,916,423	47	8,881,116	678,359	1.25	319.73	8.05	39.74	0.10
	3	10,602	77,469	3,105,990	480,003	4,399,088	54	8,840,471	747,463	1.20	292.96	7.31	40.09	0.12
	4	11,048	72,778	3,075,856	488,090	4,391,971	60	9,462,480	774,541	1.17	278.41	6.59	42.26	0.14
	5	10,000	66,674	2,721,359	426,903	3,920,283	34	9,602,575	801,406	1.04	272.14	6.67	40.82	0.09
	6	10,055	63,749	2,675,182	405,281	3,859,644	45	9,641,882	777,531	1.04	266.05	6.34	41.96	0.12
	7	9,816	62,455	2,540,364	410,982	3,702,875	51	9,592,613	802,603	1.02	258.80	6.36	40.68	0.14
	8	9,163	58,289	2,312,864	355,029	3,386,040	43	9,597,334	803,362	0.95	252.41	6.36	39.68	0.13
	9	8,709	54,308	2,188,732	342,262	3,194,763	33	9,647,957	777,347	0.90	251.32	6.24	40.30	0.10
	10	8,917	53,165	2,159,797	345,575	3,181,947	46	9,621,997	805,868	0.93	242.21	5.96	40.62	0.14
	11	7,949	47,445	1,858,744	296,607	2,769,036	34	9,629,808	780,322	0.83	233.83	5.97	39.18	0.12



**Table 4A: Summary of Alendronate Use and Subsequent Events in the MSDD between January 1, 2006 and December 31, 2013, by Drug Use and Year-Month**

Year	Month	Users	Dispensings	Days Supplied	Amount Supplied	Days at Risk	Episodes w/ Events	Eligible Members	Member-Years	Users / 1K Eligible Members	Days Supplied/ User	Dispensings / User	Days Supplied/ Dispensing	Episodes w/ Events / 10K Days at Risk
2010	12	8,405	48,807	1,943,927	306,310	2,882,185	36	9,666,119	808,174	0.87	231.28	5.81	39.83	0.12
2010	1	7,757	50,089	2,039,365	311,590	3,011,221	45	8,743,351	733,042	0.89	262.91	6.46	40.71	0.15
2010	2	7,096	45,989	1,833,614	280,944	2,716,443	35	8,621,644	658,716	0.82	258.40	6.48	39.87	0.13
2010	3	6,935	44,047	1,754,145	273,420	2,613,558	43	8,584,324	726,107	0.81	252.94	6.35	39.82	0.16
2010	4	8,062	47,946	2,056,306	320,359	3,026,697	38	9,297,177	761,248	0.87	255.06	5.95	42.89	0.13
2010	5	7,630	45,985	1,948,378	295,289	2,869,175	49	9,393,230	785,024	0.81	255.36	6.03	42.37	0.17
2010	6	7,834	45,650	1,934,094	311,477	2,885,256	42	9,422,432	760,259	0.83	246.88	5.83	42.37	0.15
2010	7	7,207	42,123	1,764,796	279,994	2,623,201	38	9,352,399	783,283	0.77	244.87	5.84	41.90	0.14
2010	8	7,252	41,753	1,753,761	270,251	2,597,003	32	9,340,134	782,127	0.78	241.83	5.76	42.00	0.12
2010	9	6,741	37,402	1,538,266	235,811	2,324,183	28	9,375,265	756,203	0.72	228.20	5.55	41.13	0.12
2010	10	6,783	37,518	1,540,167	241,935	2,314,089	32	9,337,931	782,562	0.73	227.06	5.53	41.05	0.14
2010	11	6,337	35,667	1,454,082	218,403	2,184,717	26	9,346,942	757,226	0.68	229.46	5.63	40.77	0.12
2010	12	5,937	32,721	1,315,094	200,733	1,983,478	36	9,380,698	784,938	0.63	221.51	5.51	40.19	0.18
2011	1	6,086	37,819	1,596,426	242,801	2,348,897	27	8,475,107	710,231	0.72	262.31	6.21	42.21	0.11
2011	2	5,655	35,531	1,443,833	214,027	2,138,927	39	8,366,879	639,621	0.68	255.32	6.28	40.64	0.18
2011	3	6,241	37,456	1,557,384	230,449	2,329,395	41	8,365,703	707,666	0.75	249.54	6.00	41.58	0.18
2011	4	7,651	42,245	1,833,849	273,874	2,762,503	28	9,047,202	740,840	0.85	239.69	5.52	43.41	0.10
2011	5	7,124	37,382	1,608,808	247,461	2,465,159	32	9,142,030	765,642	0.78	225.83	5.25	43.04	0.13
2011	6	6,613	34,346	1,488,151	224,759	2,263,675	33	9,144,913	740,569	0.72	225.03	5.19	43.33	0.15
2011	7	5,824	30,867	1,327,614	198,039	2,008,178	22	9,066,350	759,178	0.64	227.96	5.30	43.01	0.11
2011	8	6,262	32,711	1,392,356	207,008	2,102,388	23	9,075,148	759,502	0.69	222.35	5.22	42.57	0.11
2011	9	5,574	29,009	1,208,769	178,289	1,832,830	27	9,133,570	735,583	0.61	216.86	5.20	41.67	0.15
2011	10	5,463	27,627	1,165,963	174,891	1,778,369	20	9,126,473	764,234	0.60	213.43	5.06	42.20	0.11
2011	11	5,215	26,434	1,101,829	162,302	1,664,123	33	9,152,832	740,968	0.57	211.28	5.07	41.68	0.20
2011	12	5,128	25,105	1,046,549	159,230	1,602,574	23	9,200,633	768,752	0.56	204.09	4.90	41.69	0.14
2012	1	5,301	29,637	1,238,890	182,495	1,854,167	30	8,372,877	701,347	0.63	233.71	5.59	41.80	0.16
2012	2	5,070	27,272	1,143,406	171,392	1,723,018	21	8,363,070	655,723	0.61	225.52	5.38	41.93	0.12
2012	3	4,926	25,135	1,064,402	156,780	1,642,900	39	9,071,124	701,650	0.54	216.08	5.10	42.35	0.24
2012	4	6,007	28,759	1,274,100	190,047	1,949,027	35	8,958,810	733,758	0.67	212.10	4.79	44.30	0.18
2012	5	5,710	26,271	1,156,100	175,732	1,791,509	27	9,057,354	758,311	0.63	202.47	4.60	44.01	0.15
2012	6	4,962	23,074	1,018,710	151,654	1,550,868	31	9,057,507	733,736	0.55	205.30	4.65	44.15	0.20
2012	7	4,636	20,237	878,433	132,270	1,381,188	18	8,987,607	752,638	0.52	189.48	4.37	43.41	0.13
2012	8	5,018	22,041	945,805	144,052	1,474,625	21	9,000,441	753,572	0.56	188.48	4.39	42.91	0.14
2012	9	4,329	18,617	790,325	118,449	1,223,742	26	9,072,793	729,736	0.48	182.57	4.30	42.45	0.21
2012	10	5,019	21,035	910,178	135,393	1,415,983	18	9,067,558	759,655	0.55	181.35	4.19	43.27	0.13

**Table 4A: Summary of Alendronate Use and Subsequent Events in the MSDD between January 1, 2006 and December 31, 2013, by Drug Use and Year-Month**

Year	Month	Users	Dispensings	Days Supplied	Amount Supplied	Days at Risk	Episodes w/ Events	Eligible Members	Member-Years	Users / 1K Eligible Members	Days Supplied/ User	Dispensings / User	Days Supplied/ Dispensing	Episodes w/ Events / 10K Days at Risk
2013	11	4,590	19,275	808,550	120,438	1,247,564	18	9,089,915	735,997	0.50	176.15	4.20	41.95	0.14
	12	4,202	17,414	733,711	109,641	1,128,733	13	9,124,761	763,646	0.46	174.61	4.14	42.13	0.12
	1	4,328	18,585	782,889	116,528	1,217,483	14	8,453,422	708,525	0.51	180.89	4.29	42.12	0.11
	2	3,967	16,813	700,686	103,660	1,080,678	16	8,343,512	637,924	0.48	176.63	4.24	41.68	0.15
	3	3,974	16,366	676,316	101,357	1,050,833	17	8,339,645	705,625	0.48	170.19	4.12	41.32	0.16
	4	5,498	20,136	855,319	128,491	1,361,979	30	9,069,620	742,932	0.61	155.57	3.66	42.48	0.22
	5	5,250	18,010	769,758	114,328	1,229,834	21	9,162,676	767,736	0.57	146.62	3.43	42.74	0.17
	6	4,504	14,948	626,844	94,850	987,358	20	9,169,289	742,572	0.49	139.17	3.32	41.93	0.20
	7	4,807	15,205	619,179	93,643	976,128	13	9,134,680	765,281	0.53	128.81	3.16	40.72	0.13
	8	4,890	14,298	577,424	87,153	885,085	14	9,140,197	765,802	0.53	118.08	2.92	40.38	0.16
	9	4,537	12,257	482,077	74,181	728,392	9	9,295,121	741,540	0.49	106.25	2.70	39.33	0.12
	10	5,322	13,488	509,691	81,795	733,658	13	9,287,051	778,345	0.57	95.77	2.53	37.79	0.18
11	4,503	9,654	365,217	60,458	507,345	16	9,300,241	753,606	0.48	81.11	2.14	37.83	0.32	
12	4,190	7,953	267,462	40,560	365,179	6	9,306,951	778,373	0.45	63.83	1.90	33.63	0.16	
<b>Alendronate and Fracture of Interest; Exposure Extension Period=183; Minimum Episode Duration=730</b>														
2006	1	53	1,498	62,674	26,894	71,207	0	152,357	11,884	0.35	1,182.53	28.26	41.84	0.00
	2	41	1,065	45,587	6,500	51,882	0	141,611	10,744	0.29	1,111.88	25.98	42.80	0.00
	3	48	1,451	50,188	7,448	59,779	0	142,759	11,942	0.34	1,045.58	30.23	34.59	0.00
	4	1,344	36,814	1,531,941	320,693	1,747,182	20	3,007,388	243,955	0.45	1,139.84	27.39	41.61	0.11
	5	1,056	30,278	1,223,796	212,278	1,394,178	8	3,063,876	253,798	0.34	1,158.90	28.67	40.42	0.06
	6	1,049	30,213	1,190,491	256,919	1,361,950	10	3,082,838	246,782	0.34	1,134.88	28.80	39.40	0.07
	7	954	26,828	1,076,321	184,629	1,227,890	15	3,103,992	256,013	0.31	1,128.22	28.12	40.12	0.12
	8	1,086	30,107	1,186,471	201,939	1,368,939	12	3,121,231	258,106	0.35	1,092.51	27.72	39.41	0.09
	9	1,013	28,043	1,081,181	211,263	1,250,598	12	3,150,050	252,296	0.32	1,067.31	27.68	38.55	0.10
	10	1,027	28,112	1,123,207	198,940	1,298,194	6	3,156,693	262,703	0.33	1,093.68	27.37	39.95	0.05
	11	956	25,987	1,020,473	195,460	1,179,142	8	3,163,199	254,812	0.30	1,067.44	27.18	39.27	0.07
	12	831	23,112	895,450	143,474	1,028,005	9	3,176,193	264,296	0.26	1,077.56	27.81	38.74	0.09
2007	1	1,068	30,992	1,184,070	237,432	1,373,383	9	3,182,454	248,371	0.34	1,108.68	29.02	38.21	0.07
	2	921	25,873	1,008,475	169,642	1,167,285	12	2,951,892	222,992	0.31	1,094.98	28.09	38.98	0.10
	3	920	24,951	989,773	161,934	1,150,153	3	2,943,152	246,096	0.31	1,075.84	27.12	39.67	0.03
	4	919	25,167	992,596	178,338	1,148,042	4	3,088,437	249,651	0.30	1,080.08	27.39	39.44	0.03
	5	891	24,289	963,352	173,495	1,112,573	4	3,112,625	258,571	0.29	1,081.20	27.26	39.66	0.04
	6	815	21,715	874,557	136,674	1,013,525	8	3,123,103	250,564	0.26	1,073.08	26.64	40.27	0.08
	7	829	21,141	871,858	168,064	1,011,802	8	3,129,214	258,804	0.26	1,051.70	25.50	41.24	0.08
	8	883	23,653	940,709	150,817	1,095,256	6	4,070,952	264,490	0.22	1,065.36	26.79	39.77	0.05

**Table 4A: Summary of Alendronate Use and Subsequent Events in the MSDD between January 1, 2006 and December 31, 2013, by Drug Use and Year-Month**

Year	Month	Users	Dispensings	Days Supplied	Amount Supplied	Days at Risk	Episodes w/ Events	Eligible Members	Member-Years	Users / 1K Eligible Members	Days Supplied/ User	Dispensings / User	Days Supplied/ Dispensing	Episodes w/ Events / 10K Days at Risk
	9	1,173	31,817	1,279,455	189,179	1,469,417	11	4,102,517	329,274	0.29	1,090.75	27.12	40.21	0.07
	10	1,316	36,035	1,394,807	213,732	1,606,406	14	4,106,160	341,381	0.32	1,059.88	27.38	38.71	0.09
	11	1,240	33,837	1,333,911	227,442	1,536,110	11	4,106,673	330,603	0.30	1,075.73	27.29	39.42	0.07
	12	1,262	35,222	1,372,734	218,480	1,573,610	14	4,119,155	343,123	0.31	1,087.74	27.91	38.97	0.09
2008	1	1,884	50,129	2,019,596	307,384	2,334,289	26	4,128,612	323,375	0.46	1,071.97	26.61	40.29	0.11
	2	1,657	45,780	1,803,306	289,244	2,080,595	18	3,863,147	300,722	0.43	1,088.30	27.63	39.39	0.09
	3	1,874	49,293	2,020,385	324,980	2,320,287	26	5,745,952	325,545	0.33	1,078.11	26.30	40.99	0.11
	4	2,767	65,528	2,902,782	497,850	3,336,641	30	5,720,345	461,721	0.48	1,049.07	23.68	44.30	0.09
	5	2,245	54,935	2,342,787	350,980	2,701,949	18	5,778,819	477,243	0.39	1,043.56	24.47	42.65	0.07
	6	2,124	52,002	2,200,290	343,465	2,530,518	27	5,794,357	463,246	0.37	1,035.92	24.48	42.31	0.11
	7	2,091	50,221	2,123,262	380,290	2,458,768	19	5,818,278	478,972	0.36	1,015.43	24.02	42.28	0.08
	8	1,925	46,018	1,938,794	319,102	2,244,086	22	5,795,426	480,400	0.33	1,007.17	23.91	42.13	0.10
	9	1,987	48,723	2,020,764	331,566	2,328,129	25	5,833,750	465,749	0.34	1,016.99	24.52	41.47	0.11
	10	1,928	46,933	1,957,278	315,653	2,258,354	16	5,835,585	483,513	0.33	1,015.19	24.34	41.70	0.07
	11	1,728	41,410	1,759,616	276,506	2,029,218	8	5,827,105	468,738	0.30	1,018.30	23.96	42.49	0.04
	12	1,809	43,349	1,817,005	294,534	2,095,390	13	5,849,095	486,340	0.31	1,004.43	23.96	41.92	0.06
2009	1	2,723	70,724	2,857,192	433,172	3,288,535	29	5,856,524	446,003	0.46	1,049.28	25.97	40.40	0.09
	2	2,375	59,168	2,444,275	381,981	2,820,900	19	5,302,604	401,015	0.45	1,029.17	24.91	41.31	0.07
	3	2,054	50,277	2,104,445	315,756	2,423,181	26	5,294,439	443,800	0.39	1,024.56	24.48	41.86	0.11
	4	1,927	44,924	1,971,896	297,891	2,268,102	21	5,649,417	457,811	0.34	1,023.30	23.31	43.89	0.09
	5	1,776	42,909	1,803,440	273,290	2,070,749	12	5,713,182	474,249	0.31	1,015.45	24.16	42.03	0.06
	6	1,809	41,000	1,809,931	269,805	2,075,744	24	5,746,777	460,496	0.31	1,000.51	22.66	44.14	0.12
	7	1,694	39,982	1,705,831	254,640	1,953,431	19	5,752,161	474,395	0.29	1,006.98	23.60	42.66	0.10
	8	1,618	38,515	1,588,191	232,661	1,830,965	19	5,707,990	474,699	0.28	981.58	23.80	41.24	0.10
	9	1,570	36,209	1,531,448	234,993	1,759,816	16	5,745,630	459,650	0.27	975.44	23.06	42.29	0.09
	10	1,539	34,984	1,514,445	228,239	1,733,263	17	5,744,754	477,423	0.27	984.04	22.73	43.29	0.10
	11	1,352	31,530	1,298,449	197,105	1,494,437	15	5,740,514	462,762	0.24	960.39	23.32	41.18	0.10
	12	1,419	32,997	1,386,334	202,583	1,583,412	15	5,765,271	479,471	0.25	976.98	23.25	42.01	0.09
2010	1	1,504	34,337	1,455,809	218,559	1,673,445	22	5,764,935	441,878	0.26	967.96	22.83	42.40	0.13
	2	1,306	30,505	1,272,703	184,597	1,452,992	12	5,245,592	397,229	0.25	974.50	23.36	41.72	0.08
	3	1,338	30,448	1,279,150	185,975	1,474,879	5	5,237,928	438,687	0.26	956.02	22.76	42.01	0.03
	4	1,404	30,072	1,340,871	198,037	1,528,481	18	5,675,861	460,262	0.25	955.04	21.42	44.59	0.12
	5	1,418	30,392	1,338,161	198,194	1,523,733	20	5,738,813	476,610	0.25	943.70	21.43	44.03	0.13
	6	1,404	30,204	1,324,895	200,777	1,510,121	18	5,767,892	462,325	0.24	943.66	21.51	43.86	0.12
	7	1,252	27,420	1,185,786	180,213	1,347,670	13	5,767,930	476,116	0.22	947.11	21.90	43.25	0.10

**Table 4A: Summary of Alendronate Use and Subsequent Events in the MSDD between January 1, 2006 and December 31, 2013, by Drug Use and Year-Month**

Year	Month	Users	Dispensings	Days Supplied	Amount Supplied	Days at Risk	Episodes w/ Events	Eligible Members	Member-Years	Users / 1K Eligible Members	Days Supplied/ User	Dispensings / User	Days Supplied/ Dispensing	Episodes w/ Events / 10K Days at Risk
2011	8	1,335	28,070	1,242,396	185,166	1,404,887	20	5,719,312	476,241	0.23	930.63	21.03	44.26	0.14
	9	1,162	24,696	1,060,246	160,476	1,210,724	9	5,749,558	461,025	0.20	912.43	21.25	42.93	0.07
	10	1,206	25,767	1,118,369	170,339	1,260,636	11	5,744,475	478,158	0.21	927.34	21.37	43.40	0.09
	11	1,165	24,870	1,048,996	155,648	1,189,120	12	5,744,237	462,841	0.20	900.43	21.35	42.18	0.10
	12	1,075	22,848	960,461	142,445	1,084,525	18	5,756,838	479,681	0.19	893.45	21.25	42.04	0.17
	1	1,244	26,284	1,134,205	170,736	1,271,679	10	5,759,318	453,893	0.22	911.74	21.13	43.15	0.08
	2	1,095	23,936	980,314	148,068	1,106,112	14	5,380,421	406,981	0.20	895.26	21.86	40.96	0.13
	3	1,203	24,839	1,067,038	155,431	1,196,564	16	5,367,122	450,025	0.22	886.98	20.65	42.96	0.13
	4	1,251	24,830	1,090,223	160,876	1,220,709	12	5,763,331	467,462	0.22	871.48	19.85	43.91	0.10
	5	1,168	23,010	1,002,667	154,935	1,119,158	10	5,804,256	483,559	0.20	858.45	19.70	43.58	0.09
	6	1,102	20,729	929,105	139,229	1,034,250	12	5,813,092	468,094	0.19	843.11	18.81	44.82	0.12
	7	1,038	19,521	862,297	125,064	956,076	9	5,815,111	482,322	0.18	830.73	18.81	44.17	0.09
8	1,129	20,998	917,391	134,353	1,014,826	10	5,800,039	482,864	0.19	812.57	18.60	43.69	0.10	
9	1,011	19,179	809,373	117,457	891,413	8	5,845,018	467,783	0.17	800.57	18.97	42.20	0.09	
10	1,018	17,693	791,323	119,472	871,249	6	5,845,884	486,349	0.17	777.33	17.38	44.73	0.07	
11	978	17,388	744,443	110,205	814,596	6	5,847,737	471,208	0.17	761.19	17.78	42.81	0.07	
12	953	16,921	704,543	105,631	770,676	6	5,871,232	486,887	0.16	739.29	17.76	41.64	0.08	
2012	1	1,078	18,042	781,174	115,692	847,057	7	5,851,650	422,980	0.18	724.65	16.74	43.30	0.08
	2	560	10,373	417,276	61,226	453,077	6	5,006,340	292,985	0.11	745.14	18.52	40.23	0.13
	3	492	8,922	356,274	51,404	386,179	5	3,887,920	304,578	0.13	724.13	18.13	39.93	0.13
	4	464	7,830	326,584	46,748	354,365	2	3,846,615	310,334	0.12	703.84	16.88	41.71	0.06
	5	151	2,474	107,315	15,802	115,203	2	3,830,332	126,913	0.04	710.70	16.38	43.38	0.17
	6	153	2,488	104,247	15,248	114,001	1	1,458,218	116,627	0.10	681.35	16.26	41.90	0.09
	7	1	9	715	102	730	0	1,436,507	3,933	0.00	715.00	9.00	79.44	0.00
	8	0	0	0	0	0	0	0	0	---	---	---	---	---
	9	0	0	0	0	0	0	0	0	---	---	---	---	---
	10	0	0	0	0	0	0	0	0	---	---	---	---	---
	11	0	0	0	0	0	0	0	0	---	---	---	---	---
	12	0	0	0	0	0	0	0	0	---	---	---	---	---
2013	1	0	0	0	0	0	0	0	0	---	---	---	---	---
	2	0	0	0	0	0	0	0	0	---	---	---	---	---
	3	0	0	0	0	0	0	0	0	---	---	---	---	---
	4	0	0	0	0	0	0	0	0	---	---	---	---	---
	5	0	0	0	0	0	0	0	0	---	---	---	---	---
	6	0	0	0	0	0	0	0	0	---	---	---	---	---

**Table 4A: Summary of Alendronate Use and Subsequent Events in the MSDD between January 1, 2006 and December 31, 2013, by Drug Use and Year-Month**

Year	Month	Users	Dispensings	Days Supplied	Amount Supplied	Days at Risk	Episodes w/ Events	Eligible Members	Member-Years	Users / 1K Eligible Members	Days Supplied/ User	Dispensings / User	Days Supplied/ Dispensing	Episodes w/ Events / 10K Days at Risk	
	7	0	0	0	0	0	0	0	0	---	---	---	---	---	
	8	0	0	0	0	0	0	0	0	---	---	---	---	---	
	9	0	0	0	0	0	0	0	0	---	---	---	---	---	
	10	0	0	0	0	0	0	0	0	---	---	---	---	---	
	11	0	0	0	0	0	0	0	0	---	---	---	---	---	
	12	0	0	0	0	0	0	0	0	---	---	---	---	---	
<b>Alendronate and Fracture of Interest; Exposure Extension Period=183; Minimum Episode Duration=1461</b>															
2006	1	18	745	31,583	22,462	34,625	0	109,155	8,829	0.16	1,754.61	41.39	42.39	0.00	
	2	10	495	19,749	2,818	21,193	0	105,095	7,994	0.10	1,974.90	49.50	39.90	0.00	
	3	12	622	20,462	2,916	23,507	0	105,936	8,905	0.11	1,705.17	51.83	32.90	0.00	
	4	424	17,537	742,550	166,014	821,080	10	2,009,646	162,893	0.21	1,751.30	41.36	42.34	0.12	
	5	343	14,948	611,696	93,780	677,408	1	2,042,019	169,827	0.17	1,783.37	43.58	40.92	0.01	
	6	318	13,940	563,293	122,752	619,353	3	2,058,624	165,047	0.15	1,771.36	43.84	40.41	0.05	
	7	301	12,976	520,662	80,590	571,769	9	2,071,997	170,887	0.15	1,729.77	43.11	40.13	0.16	
	8	304	12,812	522,095	96,157	585,647	4	2,081,154	172,170	0.15	1,717.42	42.14	40.75	0.07	
	9	270	11,930	470,209	70,441	523,252	5	2,098,857	168,226	0.13	1,741.51	44.19	39.41	0.10	
	10	304	12,777	522,105	83,073	583,255	1	2,100,157	174,800	0.14	1,717.45	42.03	40.86	0.02	
	11	266	10,774	442,859	84,105	490,647	3	2,098,678	169,464	0.13	1,664.88	40.50	41.10	0.06	
	12	225	9,730	393,213	64,602	432,454	6	2,107,228	175,779	0.11	1,747.61	43.24	40.41	0.14	
2007	1	319	14,016	544,966	115,935	610,435	3	2,111,883	168,253	0.15	1,708.36	43.94	38.88	0.05	
	2	260	11,111	442,347	64,736	495,648	1	2,001,988	151,845	0.13	1,701.33	42.73	39.81	0.02	
	3	241	10,151	411,421	65,768	459,218	1	2,003,691	168,133	0.12	1,707.14	42.12	40.53	0.02	
	4	247	10,415	416,247	67,660	462,230	1	2,090,390	169,712	0.12	1,685.21	42.17	39.97	0.02	
	5	235	9,898	399,994	66,665	443,387	1	2,107,895	175,847	0.11	1,702.10	42.12	40.41	0.02	
	6	217	8,887	363,860	51,940	406,413	2	2,119,943	170,641	0.10	1,676.77	40.95	40.94	0.05	
	7	216	8,128	360,345	67,199	399,362	3	2,126,472	175,661	0.10	1,668.26	37.63	44.33	0.08	
	8	248	9,988	410,380	59,911	454,611	3	2,747,598	179,637	0.09	1,654.76	40.27	41.09	0.07	
	9	318	13,301	548,087	82,407	601,698	3	2,769,078	222,702	0.11	1,723.54	41.83	41.21	0.05	
	10	321	14,096	545,126	81,277	598,078	5	2,770,718	231,237	0.12	1,698.21	43.91	38.67	0.08	
	11	327	13,731	554,767	81,537	606,169	4	2,777,212	224,108	0.12	1,696.54	41.99	40.40	0.07	
	12	369	16,144	619,342	91,363	681,313	5	2,785,235	232,457	0.13	1,678.43	43.75	38.36	0.07	
2008	1	493	19,583	826,068	120,890	911,472	7	2,788,855	217,457	0.18	1,675.59	39.72	42.18	0.08	
	2	442	19,065	759,043	111,392	832,164	6	2,598,687	202,981	0.17	1,717.29	43.13	39.81	0.07	
	3	483	19,369	816,520	121,669	892,459	4	3,639,621	219,630	0.13	1,690.52	40.10	42.16	0.04	
	4	653	25,270	1,102,858	173,231	1,206,135	8	3,626,746	294,525	0.18	1,688.91	38.70	43.64	0.07	

**Table 4A: Summary of Alendronate Use and Subsequent Events in the MSDD between January 1, 2006 and December 31, 2013, by Drug Use and Year-Month**

Year	Month	Users	Dispensings	Days Supplied	Amount Supplied	Days at Risk	Episodes w/ Events	Eligible Members	Member-Years	Users / 1K Eligible Members	Days Supplied/ User	Dispensings / User	Days Supplied/ Dispensing	Episodes w/ Events / 10K Days at Risk
	5	509	20,566	871,529	128,851	948,527	5	3,675,727	305,720	0.14	1,712.24	40.40	42.38	0.05
	6	486	19,600	820,171	121,163	888,634	8	3,699,920	296,924	0.13	1,687.59	40.33	41.85	0.09
	7	455	17,427	758,756	110,847	824,139	7	3,720,972	306,235	0.12	1,667.60	38.30	43.54	0.08
	8	434	16,919	712,831	103,074	776,613	7	3,695,475	308,092	0.12	1,642.47	38.98	42.13	0.09
	9	470	18,858	779,999	120,374	845,954	5	3,717,638	298,598	0.13	1,659.57	40.12	41.36	0.06
	10	455	18,011	755,381	111,273	814,788	5	3,718,598	309,958	0.12	1,660.18	39.58	41.94	0.06
	11	412	15,276	678,167	101,991	733,574	1	3,723,934	300,424	0.11	1,646.04	37.08	44.39	0.01
	12	412	15,824	667,968	98,708	724,244	0	3,735,895	311,631	0.11	1,621.28	38.41	42.21	0.00
2009	1	699	28,347	1,146,996	168,145	1,235,221	6	3,742,235	297,421	0.19	1,640.91	40.55	40.46	0.05
	2	569	21,866	927,309	137,436	999,718	4	3,535,522	267,522	0.16	1,629.72	38.43	42.41	0.04
	3	483	18,584	783,742	115,406	838,849	2	3,525,840	295,874	0.14	1,622.65	38.48	42.17	0.02
	4	466	16,487	744,010	111,380	799,391	8	3,732,685	303,061	0.12	1,596.59	35.38	45.13	0.10
	5	424	15,836	675,799	98,976	720,124	5	3,773,688	314,101	0.11	1,593.87	37.35	42.67	0.07
	6	419	14,150	656,729	97,129	696,417	11	3,797,865	305,067	0.11	1,567.37	33.77	46.41	0.16
	7	414	15,095	645,948	100,204	690,291	3	3,802,382	315,827	0.11	1,560.26	36.46	42.79	0.04
	8	379	14,132	581,634	84,225	620,637	4	3,791,443	316,389	0.10	1,534.65	37.29	41.16	0.06
	9	359	12,715	544,525	80,911	577,710	2	3,820,446	306,502	0.09	1,516.78	35.42	42.83	0.03
	10	373	12,878	561,057	86,343	594,836	2	3,821,702	318,603	0.10	1,504.17	34.53	43.57	0.03
	11	312	10,884	461,765	67,046	488,943	1	3,822,063	308,729	0.08	1,480.02	34.88	42.43	0.02
	12	348	12,151	509,739	72,651	536,745	4	3,836,774	319,080	0.09	1,464.77	34.92	41.95	0.07
2010	1	334	11,049	481,754	70,567	506,099	4	3,822,982	278,713	0.09	1,442.38	33.08	43.60	0.08
	2	149	5,443	217,593	30,906	229,954	0	3,294,652	190,261	0.05	1,460.36	36.53	39.98	0.00
	3	162	5,647	232,215	34,161	245,872	1	2,476,875	207,141	0.07	1,433.43	34.86	41.12	0.04
	4	134	4,486	191,072	28,400	199,421	3	2,613,773	211,099	0.05	1,425.91	33.48	42.59	0.15
	5	39	1,277	54,900	10,374	58,608	0	2,590,214	80,355	0.02	1,407.69	32.74	42.99	0.00
	6	46	1,455	63,359	10,195	67,503	2	913,256	73,275	0.05	1,377.37	31.63	43.55	0.30
	7	2	101	2,828	403	2,922	0	901,663	2,469	0.00	1,414.00	50.50	28.00	0.00
	8	0	0	0	0	0	0	0	0	---	---	---	---	---
	9	0	0	0	0	0	0	0	0	---	---	---	---	---
	10	0	0	0	0	0	0	0	0	---	---	---	---	---
	11	0	0	0	0	0	0	0	0	---	---	---	---	---
	12	0	0	0	0	0	0	0	0	---	---	---	---	---
2011	1	0	0	0	0	0	0	0	0	---	---	---	---	---
	2	0	0	0	0	0	0	0	0	---	---	---	---	---
	3	0	0	0	0	0	0	0	0	---	---	---	---	---

**Table 4A: Summary of Alendronate Use and Subsequent Events in the MSDD between January 1, 2006 and December 31, 2013, by Drug Use and Year-Month**

Year	Month	Users	Dispensings	Days Supplied	Amount Supplied	Days at Risk	Episodes w/ Events	Eligible Members	Member-Years	Users / 1K Eligible Members	Days Supplied/ User	Dispensings / User	Days Supplied/ Dispensing	Episodes w/ Events / 10K Days at Risk
	4	0	0	0	0	0	0	0	0	---	---	---	---	---
	5	0	0	0	0	0	0	0	0	---	---	---	---	---
	6	0	0	0	0	0	0	0	0	---	---	---	---	---
	7	0	0	0	0	0	0	0	0	---	---	---	---	---
	8	0	0	0	0	0	0	0	0	---	---	---	---	---
	9	0	0	0	0	0	0	0	0	---	---	---	---	---
	10	0	0	0	0	0	0	0	0	---	---	---	---	---
	11	0	0	0	0	0	0	0	0	---	---	---	---	---
	12	0	0	0	0	0	0	0	0	---	---	---	---	---
2012	1	0	0	0	0	0	0	0	0	---	---	---	---	---
	2	0	0	0	0	0	0	0	0	---	---	---	---	---
	3	0	0	0	0	0	0	0	0	---	---	---	---	---
	4	0	0	0	0	0	0	0	0	---	---	---	---	---
	5	0	0	0	0	0	0	0	0	---	---	---	---	---
	6	0	0	0	0	0	0	0	0	---	---	---	---	---
	7	0	0	0	0	0	0	0	0	---	---	---	---	---
	8	0	0	0	0	0	0	0	0	---	---	---	---	---
	9	0	0	0	0	0	0	0	0	---	---	---	---	---
	10	0	0	0	0	0	0	0	0	---	---	---	---	---
	11	0	0	0	0	0	0	0	0	---	---	---	---	---
	12	0	0	0	0	0	0	0	0	---	---	---	---	---
2013	1	0	0	0	0	0	0	0	0	---	---	---	---	---
	2	0	0	0	0	0	0	0	0	---	---	---	---	---
	3	0	0	0	0	0	0	0	0	---	---	---	---	---
	4	0	0	0	0	0	0	0	0	---	---	---	---	---
	5	0	0	0	0	0	0	0	0	---	---	---	---	---
	6	0	0	0	0	0	0	0	0	---	---	---	---	---
	7	0	0	0	0	0	0	0	0	---	---	---	---	---
	8	0	0	0	0	0	0	0	0	---	---	---	---	---
	9	0	0	0	0	0	0	0	0	---	---	---	---	---
	10	0	0	0	0	0	0	0	0	---	---	---	---	---
	11	0	0	0	0	0	0	0	0	---	---	---	---	---
	12	0	0	0	0	0	0	0	0	---	---	---	---	---

**Alendronate and Fracture of Interest; Exposure Extension Period=365; Minimum Episode Duration=1**

2006	1	818	4,603	184,247	49,670	297,766	3	237,415	19,835	3.45	225.24	5.63	40.03	0.10
------	---	-----	-------	---------	--------	---------	---	---------	--------	------	--------	------	-------	------

**Table 4A: Summary of Alendronate Use and Subsequent Events in the MSDD between January 1, 2006 and December 31, 2013, by Drug Use and Year-Month**

Year	Month	Users	Dispensings	Days Supplied	Amount Supplied	Days at Risk	Episodes w/ Events	Eligible Members	Member-Years	Users / 1K Eligible Members	Days Supplied/ User	Dispensings / User	Days Supplied/ Dispensing	Episodes w/ Events / 10K Days at Risk
	2	644	3,122	127,085	18,880	221,591	3	235,700	17,960	2.73	197.34	4.85	40.71	0.14
	3	710	3,500	132,470	20,727	244,996	4	237,739	19,995	2.99	186.58	4.93	37.85	0.16
	4	9,732	65,258	2,681,626	556,195	4,367,373	44	4,467,717	364,974	2.18	275.55	6.71	41.09	0.10
	5	9,019	56,843	2,254,737	408,310	3,815,453	28	4,541,962	378,547	1.99	250.00	6.30	39.67	0.07
	6	8,305	54,619	2,140,897	459,146	3,539,854	25	4,547,799	366,140	1.83	257.78	6.58	39.20	0.07
	7	7,059	47,284	1,893,018	376,611	3,064,867	38	4,548,855	378,700	1.55	268.17	6.70	40.04	0.12
	8	7,608	52,244	2,033,992	390,050	3,334,569	24	4,588,424	381,242	1.66	267.35	6.87	38.93	0.07
	9	6,624	45,516	1,760,313	365,492	2,891,703	30	4,623,626	371,949	1.43	265.75	6.87	38.67	0.10
	10	6,536	44,625	1,776,345	353,738	2,923,580	23	4,628,394	387,156	1.41	271.78	6.83	39.81	0.08
	11	5,812	40,666	1,569,937	324,310	2,576,473	24	4,642,090	375,491	1.25	270.12	7.00	38.61	0.09
	12	5,116	35,081	1,361,902	241,356	2,249,810	27	4,667,660	390,128	1.10	266.20	6.86	38.82	0.12
2007	1	5,717	45,158	1,720,456	367,012	2,780,945	25	4,444,972	371,582	1.29	300.94	7.90	38.10	0.09
	2	4,904	38,591	1,480,940	281,575	2,427,103	24	4,393,241	335,281	1.12	301.99	7.87	38.38	0.10
	3	4,699	36,461	1,399,951	281,039	2,282,736	16	4,398,629	371,415	1.07	297.93	7.76	38.40	0.07
	4	4,741	35,673	1,373,859	278,243	2,268,170	12	4,646,747	379,885	1.02	289.78	7.52	38.51	0.05
	5	4,533	34,344	1,325,714	254,502	2,148,974	17	4,712,878	394,094	0.96	292.46	7.58	38.60	0.08
	6	4,116	30,048	1,167,326	216,250	1,922,730	18	4,737,359	381,993	0.87	283.61	7.30	38.85	0.09
	7	4,026	28,551	1,128,027	232,973	1,867,267	16	4,704,474	393,298	0.86	280.19	7.09	39.51	0.09
	8	4,322	31,847	1,229,339	224,311	2,029,620	15	6,241,611	402,687	0.69	284.44	7.37	38.60	0.07
	9	7,213	48,853	1,894,182	318,700	3,146,201	39	6,286,322	506,249	1.15	262.61	6.77	38.77	0.12
	10	7,757	53,862	2,004,452	335,973	3,367,094	43	6,285,972	526,244	1.23	258.41	6.94	37.21	0.13
	11	7,141	49,191	1,873,786	351,155	3,142,039	36	6,306,890	510,151	1.13	262.40	6.89	38.09	0.11
	12	6,243	47,117	1,772,656	301,729	2,865,656	29	6,337,676	529,742	0.99	283.94	7.55	37.62	0.10
2008	1	8,159	66,923	2,557,288	421,717	4,062,997	53	6,064,977	507,145	1.35	313.43	8.20	38.21	0.13
	2	7,452	61,564	2,332,624	377,764	3,717,746	51	6,047,360	474,276	1.23	313.02	8.26	37.89	0.14
	3	8,388	68,333	2,683,626	433,563	4,250,417	48	9,562,691	515,439	0.88	319.94	8.15	39.27	0.11
	4	16,051	107,565	4,664,400	800,718	7,443,432	89	9,429,434	771,378	1.70	290.60	6.70	43.36	0.12
	5	14,007	90,908	3,769,962	590,882	6,211,295	69	9,588,286	799,225	1.46	269.15	6.49	41.47	0.11
	6	13,037	84,493	3,484,953	533,776	5,779,308	57	9,624,230	774,239	1.35	267.31	6.48	41.25	0.10
	7	12,537	80,822	3,323,022	591,788	5,526,604	57	9,615,994	801,661	1.30	265.06	6.45	41.12	0.10
	8	11,128	72,272	2,936,837	500,315	4,872,878	65	9,639,712	805,346	1.15	263.91	6.49	40.64	0.13
	9	10,783	72,344	2,915,858	474,466	4,793,390	60	9,717,200	780,795	1.11	270.41	6.71	40.31	0.13
	10	11,530	73,462	2,950,379	492,729	4,978,115	59	9,722,378	812,938	1.19	255.89	6.37	40.16	0.12
	11	10,040	64,402	2,585,144	424,087	4,360,658	47	9,738,840	787,468	1.03	257.48	6.41	40.14	0.11
	12	10,297	64,409	2,578,675	422,198	4,364,135	44	9,789,089	816,874	1.05	250.43	6.26	40.04	0.10



**Table 4A: Summary of Alendronate Use and Subsequent Events in the MSDD between January 1, 2006 and December 31, 2013, by Drug Use and Year-Month**

Year	Month	Users	Dispensings	Days Supplied	Amount		Episodes w/ Events	Eligible Members	Member-Years	Users / 1K	Days	Dispensings / User	Days	Episodes w/ Events / 10K Days at Risk
					Supplied	Days at Risk				Eligible Members	Supplied/ User		Supplied/ Dispensing	
2009	1	12,038	101,268	3,996,026	612,762	6,270,543	73	9,021,987	754,364	1.33	331.95	8.41	39.46	0.12
	2	11,138	89,610	3,561,100	542,376	5,619,854	56	8,881,116	678,359	1.25	319.73	8.05	39.74	0.10
	3	10,602	77,469	3,105,990	480,003	5,074,596	63	8,840,471	747,463	1.20	292.96	7.31	40.09	0.12
	4	11,048	72,778	3,075,856	488,090	5,079,413	65	9,462,480	774,541	1.17	278.41	6.59	42.26	0.13
	5	10,000	66,674	2,721,359	426,903	4,535,918	44	9,602,575	801,406	1.04	272.14	6.67	40.82	0.10
	6	10,055	63,749	2,675,182	405,281	4,478,967	56	9,641,882	777,531	1.04	266.05	6.34	41.96	0.13
	7	9,816	62,455	2,540,364	410,982	4,333,606	54	9,592,613	802,603	1.02	258.80	6.36	40.68	0.12
	8	9,163	58,289	2,312,864	355,029	3,974,195	55	9,597,334	803,362	0.95	252.41	6.36	39.68	0.14
	9	8,709	54,308	2,188,732	342,262	3,756,267	41	9,647,957	777,347	0.90	251.32	6.24	40.30	0.11
	10	8,917	53,165	2,159,797	345,575	3,763,635	53	9,621,997	805,868	0.93	242.21	5.96	40.62	0.14
	11	7,949	47,445	1,858,744	296,607	3,286,459	42	9,629,808	780,322	0.83	233.83	5.97	39.18	0.13
	12	8,405	48,807	1,943,927	306,310	3,425,534	40	9,666,119	808,174	0.87	231.28	5.81	39.83	0.12
2010	1	7,757	50,089	2,039,365	311,590	3,582,676	52	8,743,351	733,042	0.89	262.91	6.46	40.71	0.15
	2	7,096	45,989	1,833,614	280,944	3,232,912	41	8,621,644	658,716	0.82	258.40	6.48	39.87	0.13
	3	6,935	44,047	1,754,145	273,420	3,099,722	49	8,584,324	726,107	0.81	252.94	6.35	39.82	0.16
	4	8,062	47,946	2,056,306	320,359	3,564,392	44	9,297,177	761,248	0.87	255.06	5.95	42.89	0.12
	5	7,630	45,985	1,948,378	295,289	3,383,224	56	9,393,230	785,024	0.81	255.36	6.03	42.37	0.17
	6	7,834	45,650	1,934,094	311,477	3,414,693	47	9,422,432	760,259	0.83	246.88	5.83	42.37	0.14
	7	7,207	42,123	1,764,796	279,994	3,110,482	43	9,352,399	783,283	0.77	244.87	5.84	41.90	0.14
	8	7,252	41,753	1,753,761	270,251	3,079,017	40	9,340,134	782,127	0.78	241.83	5.76	42.00	0.13
	9	6,741	37,402	1,538,266	235,811	2,785,271	33	9,375,265	756,203	0.72	228.20	5.55	41.13	0.12
	10	6,783	37,518	1,540,167	241,935	2,768,559	35	9,337,931	782,562	0.73	227.06	5.53	41.05	0.13
	11	6,337	35,667	1,454,082	218,403	2,620,861	33	9,346,942	757,226	0.68	229.46	5.63	40.77	0.13
	12	5,937	32,721	1,315,094	200,733	2,384,633	36	9,380,698	784,938	0.63	221.51	5.51	40.19	0.15
2011	1	6,086	37,819	1,596,426	242,801	2,788,342	36	8,475,107	710,231	0.72	262.31	6.21	42.21	0.13
	2	5,655	35,531	1,443,833	214,027	2,544,237	46	8,366,879	639,621	0.68	255.32	6.28	40.64	0.18
	3	6,241	37,456	1,557,384	230,449	2,786,161	46	8,365,703	707,666	0.75	249.54	6.00	41.58	0.17
	4	7,651	42,245	1,833,849	273,874	3,294,130	32	9,047,202	740,840	0.85	239.69	5.52	43.41	0.10
	5	7,124	37,382	1,608,808	247,461	2,953,125	36	9,142,030	765,642	0.78	225.83	5.25	43.04	0.12
	6	6,613	34,346	1,488,151	224,759	2,699,553	39	9,144,913	740,569	0.72	225.03	5.19	43.33	0.14
	7	5,824	30,867	1,327,614	198,039	2,400,238	29	9,066,350	759,178	0.64	227.96	5.30	43.01	0.12
	8	6,262	32,711	1,392,356	207,008	2,504,864	29	9,075,148	759,502	0.69	222.35	5.22	42.57	0.12
	9	5,574	29,009	1,208,769	178,289	2,194,979	33	9,133,570	735,583	0.61	216.86	5.20	41.67	0.15
	10	5,463	27,627	1,165,963	174,891	2,137,873	23	9,126,473	764,234	0.60	213.43	5.06	42.20	0.11
	11	5,215	26,434	1,101,829	162,302	1,997,399	36	9,152,832	740,968	0.57	211.28	5.07	41.68	0.18

**Table 4A: Summary of Alendronate Use and Subsequent Events in the MSDD between January 1, 2006 and December 31, 2013, by Drug Use and Year-Month**

Year	Month	Users	Dispensings	Days Supplied	Amount Supplied	Days at Risk	Episodes w/ Events	Eligible Members	Member-Years	Users / 1K Eligible Members	Days Supplied/ User	Dispensings / User	Days Supplied/ Dispensing	Episodes w/ Events / 10K Days at Risk
2012	12	5,128	25,105	1,046,549	159,230	1,927,762	28	9,200,633	768,752	0.56	204.09	4.90	41.69	0.15
	1	5,301	29,637	1,238,890	182,495	2,202,363	35	8,372,877	701,347	0.63	233.71	5.59	41.80	0.16
	2	5,070	27,272	1,143,406	171,392	2,049,399	28	8,363,070	655,723	0.61	225.52	5.38	41.93	0.14
	3	4,926	25,135	1,064,402	156,780	1,984,478	43	9,071,124	701,650	0.54	216.08	5.10	42.35	0.22
	4	6,007	28,759	1,274,100	190,047	2,307,021	40	8,958,810	733,758	0.67	212.10	4.79	44.30	0.17
	5	5,710	26,271	1,156,100	175,732	2,130,400	31	9,057,354	758,311	0.63	202.47	4.60	44.01	0.15
	6	4,962	23,074	1,018,710	151,654	1,843,000	39	9,057,507	733,736	0.55	205.30	4.65	44.15	0.21
	7	4,636	20,237	878,433	132,270	1,649,509	23	8,987,607	752,638	0.52	189.48	4.37	43.41	0.14
	8	5,018	22,041	945,805	144,052	1,765,281	26	9,000,441	753,572	0.56	188.48	4.39	42.91	0.15
	9	4,329	18,617	790,325	118,449	1,455,557	27	9,072,793	729,736	0.48	182.57	4.30	42.45	0.19
	10	5,019	21,035	910,178	135,393	1,687,993	23	9,067,558	759,655	0.55	181.35	4.19	43.27	0.14
	11	4,590	19,275	808,550	120,438	1,482,068	22	9,089,915	735,997	0.50	176.15	4.20	41.95	0.15
12	4,202	17,414	733,711	109,641	1,318,259	13	9,124,761	763,646	0.46	174.61	4.14	42.13	0.10	
2013	1	4,328	18,585	782,889	116,528	1,412,828	17	8,453,422	708,525	0.51	180.89	4.29	42.12	0.12
	2	3,967	16,813	700,686	103,660	1,230,987	17	8,343,512	637,924	0.48	176.63	4.24	41.68	0.14
	3	3,974	16,366	676,316	101,357	1,178,091	20	8,339,645	705,625	0.48	170.19	4.12	41.32	0.17
	4	5,498	20,136	855,319	128,491	1,499,252	31	9,069,620	742,932	0.61	155.57	3.66	42.48	0.21
	5	5,250	18,010	769,758	114,328	1,324,894	22	9,162,676	767,736	0.57	146.62	3.43	42.74	0.17
	6	4,504	14,948	626,844	94,850	1,046,372	20	9,169,289	742,572	0.49	139.17	3.32	41.93	0.19
	7	4,807	15,205	619,179	93,643	1,018,401	15	9,134,680	765,281	0.53	128.81	3.16	40.72	0.15
	8	4,890	14,298	577,424	87,153	913,109	14	9,140,197	765,802	0.53	118.08	2.92	40.38	0.15
	9	4,537	12,257	482,077	74,181	741,796	9	9,295,121	741,540	0.49	106.25	2.70	39.33	0.12
	10	5,322	13,488	509,691	81,795	739,730	13	9,287,051	778,345	0.57	95.77	2.53	37.79	0.18
	11	4,503	9,654	365,217	60,458	509,472	16	9,300,241	753,606	0.48	81.11	2.14	37.83	0.31
	12	4,190	7,953	267,462	40,560	365,179	6	9,306,951	778,373	0.45	63.83	1.90	33.63	0.16
<b>Alendronate and Fracture of Interest; Exposure Extension Period=365; Minimum Episode Duration=730</b>														
2006	1	58	1,545	64,830	27,202	79,328	0	152,357	11,884	0.38	1,117.76	26.64	41.96	0.00
	2	45	1,098	47,129	6,720	57,587	0	141,606	10,744	0.32	1,047.31	24.40	42.92	0.00
	3	51	1,489	51,254	7,600	66,689	0	142,750	11,941	0.36	1,004.98	29.20	34.42	0.00
	4	1,493	38,309	1,592,837	330,461	1,960,383	21	3,007,376	243,948	0.50	1,066.87	25.66	41.58	0.11
	5	1,188	31,706	1,278,516	223,934	1,572,390	9	3,063,715	253,779	0.39	1,076.19	26.69	40.32	0.06
	6	1,180	31,654	1,244,305	269,007	1,540,222	11	3,082,549	246,753	0.38	1,054.50	26.83	39.31	0.07
	7	1,077	28,166	1,127,147	196,013	1,393,667	16	3,103,577	255,974	0.35	1,046.56	26.15	40.02	0.11
	8	1,205	31,437	1,234,471	219,160	1,538,743	13	3,120,698	258,057	0.39	1,024.46	26.09	39.27	0.08
	9	1,162	29,656	1,143,441	225,019	1,445,111	13	3,149,402	252,238	0.37	984.03	25.52	38.56	0.09

**Table 4A: Summary of Alendronate Use and Subsequent Events in the MSDD between January 1, 2006 and December 31, 2013, by Drug Use and Year-Month**

Year	Month	Users	Dispensings	Days Supplied	Amount Supplied	Days at Risk	Episodes w/ Events	Eligible Members	Member-Years	Users / 1K Eligible Members	Days Supplied/ User	Dispensings / User	Days Supplied/ Dispensing	Episodes w/ Events / 10K Days at Risk
2007	10	1,173	29,741	1,183,824	213,758	1,490,632	6	3,155,904	262,631	0.37	1,009.23	25.35	39.80	0.04
	11	1,106	27,678	1,082,387	209,791	1,366,513	8	3,162,269	254,730	0.35	978.65	25.03	39.11	0.06
	12	962	24,488	949,608	151,870	1,190,136	13	3,175,124	264,200	0.30	987.12	25.46	38.78	0.11
	1	1,231	32,864	1,252,095	257,444	1,584,618	11	3,181,259	248,272	0.39	1,017.14	26.70	38.10	0.07
	2	1,061	27,337	1,066,543	186,182	1,355,272	13	2,950,649	222,893	0.36	1,005.22	25.77	39.01	0.10
	3	1,054	26,371	1,044,471	182,454	1,327,855	4	2,941,783	245,975	0.36	990.96	25.02	39.61	0.03
	4	1,062	26,759	1,051,830	207,515	1,331,680	5	3,086,948	249,525	0.34	990.42	25.20	39.31	0.04
	5	1,053	25,914	1,028,794	183,517	1,307,080	5	3,111,020	258,430	0.34	977.01	24.61	39.70	0.04
	6	945	23,141	927,973	145,847	1,183,985	10	3,121,352	250,416	0.30	981.98	24.49	40.10	0.08
	7	950	22,495	921,723	177,352	1,172,311	9	3,127,350	258,644	0.30	970.23	23.68	40.97	0.08
	8	1,045	25,452	1,007,640	161,911	1,294,098	6	4,069,003	264,320	0.26	964.25	24.36	39.59	0.05
	9	1,372	33,898	1,362,762	209,239	1,710,800	14	4,100,429	329,095	0.33	993.27	24.71	40.20	0.08
2008	10	1,530	38,434	1,484,955	234,806	1,872,477	17	4,103,889	341,181	0.37	970.56	25.12	38.64	0.09
	11	1,443	36,048	1,418,893	248,352	1,794,306	14	4,104,216	330,396	0.35	983.29	24.98	39.36	0.08
	12	1,466	37,434	1,456,506	231,498	1,826,907	17	4,116,526	342,892	0.36	993.52	25.53	38.91	0.09
	1	2,174	53,189	2,138,507	326,598	2,711,791	33	4,125,796	323,138	0.53	983.67	24.47	40.21	0.12
	2	1,890	48,343	1,899,283	306,751	2,389,424	23	3,860,232	300,485	0.49	1,004.91	25.58	39.29	0.10
	3	2,122	51,956	2,123,264	346,110	2,659,265	27	5,742,847	325,274	0.37	1,000.60	24.48	40.87	0.10
	4	3,148	69,315	3,062,882	522,380	3,847,098	41	5,717,030	461,436	0.55	972.96	22.02	44.19	0.11
	5	2,570	58,129	2,476,792	373,872	3,131,565	24	5,775,159	476,921	0.45	963.73	22.62	42.61	0.08
	6	2,385	54,795	2,307,836	362,360	2,898,729	31	5,790,406	462,914	0.41	967.65	22.97	42.12	0.11
	7	2,378	53,055	2,239,997	406,886	2,848,246	24	5,814,102	478,610	0.41	941.97	22.31	42.22	0.08
	8	2,190	48,796	2,049,231	335,313	2,600,727	29	5,791,016	480,018	0.38	935.72	22.28	42.00	0.11
	9	2,297	51,895	2,151,106	351,155	2,717,626	27	5,829,116	465,359	0.39	936.48	22.59	41.45	0.10
2009	10	2,299	50,961	2,116,088	338,575	2,701,984	23	5,830,692	483,087	0.39	920.44	22.17	41.52	0.09
	11	2,059	44,904	1,900,657	300,945	2,425,727	15	5,821,900	468,299	0.35	923.10	21.81	42.33	0.06
	12	2,199	47,455	1,982,435	325,665	2,538,531	21	5,843,595	485,860	0.38	901.52	21.58	41.78	0.08
	1	3,329	76,977	3,110,463	471,131	3,988,726	36	5,850,695	445,520	0.57	934.35	23.12	40.41	0.09
	2	2,884	64,471	2,656,281	415,238	3,408,637	27	5,296,615	400,540	0.54	921.04	22.35	41.20	0.08
	3	2,570	55,504	2,316,418	356,123	2,987,067	34	5,287,989	443,235	0.49	901.33	21.60	41.73	0.11
	4	2,377	49,171	2,157,285	325,257	2,765,354	25	5,642,516	457,232	0.42	907.57	20.69	43.87	0.09
	5	2,177	46,730	1,969,432	300,627	2,512,669	15	5,705,894	473,620	0.38	904.65	21.47	42.14	0.06
	6	2,193	44,820	1,969,468	293,903	2,505,451	33	5,739,165	459,859	0.38	898.07	20.44	43.94	0.13
	7	2,068	43,855	1,859,826	284,521	2,366,337	24	5,744,217	473,716	0.36	899.34	21.21	42.41	0.10
	8	2,003	42,306	1,748,959	255,743	2,248,993	28	5,699,798	473,994	0.35	873.17	21.12	41.34	0.12

**Table 4A: Summary of Alendronate Use and Subsequent Events in the MSDD between January 1, 2006 and December 31, 2013, by Drug Use and Year-Month**

Year	Month	Users	Dispensings	Days Supplied	Amount Supplied	Days at Risk	Episodes w/ Events	Eligible Members	Member-Years	Users / 1K Eligible Members	Days Supplied/ User	Dispensings / User	Days Supplied/ Dispensing	Episodes w/ Events / 10K Days at Risk
	9	1,976	40,190	1,700,008	265,722	2,191,111	20	5,737,118	458,941	0.34	860.33	20.34	42.30	0.09
	10	1,936	38,921	1,679,632	264,374	2,150,398	24	5,735,910	476,662	0.34	867.58	20.10	43.15	0.11
	11	1,690	34,809	1,437,419	222,444	1,854,468	23	5,731,346	462,000	0.29	850.54	20.60	41.29	0.12
	12	1,771	36,646	1,530,978	223,742	1,950,889	23	5,755,832	478,660	0.31	864.47	20.69	41.78	0.12
2010	1	1,890	38,076	1,617,135	250,736	2,088,211	28	5,755,203	441,100	0.33	855.63	20.15	42.47	0.13
	2	1,618	33,534	1,400,613	211,631	1,777,095	18	5,236,251	396,508	0.31	865.64	20.73	41.77	0.10
	3	1,643	33,291	1,403,659	204,671	1,799,575	13	5,228,365	437,870	0.31	854.33	20.26	42.16	0.07
	4	1,800	33,808	1,507,829	223,196	1,929,341	26	5,666,082	459,450	0.32	837.68	18.78	44.60	0.13
	5	1,756	33,719	1,477,538	218,456	1,875,111	24	5,728,722	475,746	0.31	841.42	19.20	43.82	0.13
	6	1,730	33,154	1,460,597	220,688	1,847,479	20	5,757,538	461,468	0.30	844.28	19.16	44.05	0.11
	7	1,581	30,493	1,320,475	199,652	1,676,141	18	5,757,344	475,217	0.27	835.22	19.29	43.30	0.11
	8	1,651	31,106	1,374,660	206,497	1,726,121	24	5,708,568	475,322	0.29	832.62	18.84	44.19	0.14
	9	1,501	27,910	1,201,085	182,218	1,539,284	13	5,738,577	460,118	0.26	800.19	18.59	43.03	0.08
	10	1,519	28,721	1,245,312	188,735	1,564,531	15	5,733,254	477,200	0.26	819.82	18.91	43.36	0.10
	11	1,460	27,641	1,167,426	172,514	1,474,016	15	5,732,787	461,895	0.25	799.61	18.93	42.24	0.10
	12	1,341	25,394	1,070,865	158,672	1,342,429	22	5,745,190	478,688	0.23	798.56	18.94	42.17	0.16
2011	1	1,575	29,397	1,271,838	190,690	1,586,823	13	5,747,494	452,937	0.27	807.52	18.66	43.26	0.08
	2	1,374	26,594	1,093,458	164,077	1,372,591	16	5,369,039	406,106	0.26	795.82	19.36	41.12	0.12
	3	1,505	27,660	1,189,294	173,440	1,480,865	21	5,355,571	449,039	0.28	790.23	18.38	43.00	0.14
	4	1,550	27,431	1,213,254	178,412	1,503,696	13	5,751,554	466,490	0.27	782.74	17.70	44.23	0.09
	5	1,473	25,866	1,127,822	174,554	1,394,536	11	5,792,277	482,539	0.25	765.66	17.56	43.60	0.08
	6	1,377	23,153	1,041,748	156,268	1,280,158	14	5,800,925	467,092	0.24	756.53	16.81	44.99	0.11
	7	1,273	21,665	959,685	139,260	1,162,443	13	5,802,760	481,276	0.22	753.88	17.02	44.30	0.11
	8	1,373	23,164	1,012,267	147,732	1,225,911	11	5,787,601	481,805	0.24	737.27	16.87	43.70	0.09
	9	1,221	21,139	893,998	129,718	1,070,410	10	5,832,424	466,749	0.21	732.19	17.31	42.29	0.09
	10	1,203	19,439	867,494	130,232	1,027,964	8	5,833,183	485,272	0.21	721.11	16.16	44.63	0.08
	11	1,167	19,091	819,912	120,885	968,191	7	5,834,953	470,158	0.20	702.58	16.36	42.95	0.07
	12	1,167	18,795	789,994	118,098	941,825	7	5,858,349	485,794	0.20	676.94	16.11	42.03	0.07
2012	1	1,304	20,196	871,867	128,881	1,023,615	8	5,838,670	421,984	0.22	668.61	15.49	43.17	0.08
	2	676	11,447	464,635	68,477	544,904	6	4,994,585	292,404	0.14	687.33	16.93	40.59	0.11
	3	597	9,902	399,513	57,848	468,415	6	3,880,880	303,984	0.15	669.20	16.59	40.35	0.13
	4	563	8,831	367,173	52,844	429,258	4	3,839,561	309,758	0.15	652.17	15.69	41.58	0.09
	5	178	2,784	118,430	17,384	136,024	2	3,823,280	126,750	0.05	665.34	15.64	42.54	0.15
	6	173	2,642	112,181	16,754	128,907	1	1,456,466	116,485	0.12	648.45	15.27	42.46	0.08
	7	1	9	715	102	730	0	1,434,761	3,928	0.00	715.00	9.00	79.44	0.00

**Table 4A: Summary of Alendronate Use and Subsequent Events in the MSDD between January 1, 2006 and December 31, 2013, by Drug Use and Year-Month**

Year	Month	Users	Dispensings	Days Supplied	Amount Supplied	Days at Risk	Episodes w/ Events	Eligible Members	Member-Years	Users / 1K Eligible Members	Days Supplied/ User	Dispensings / User	Days Supplied/ Dispensing	Episodes w/ Events / 10K Days at Risk
2013	8	0	0	0	0	0	0	0	0	---	---	---	---	---
2013	9	0	0	0	0	0	0	0	0	---	---	---	---	---
2013	10	0	0	0	0	0	0	0	0	---	---	---	---	---
2013	11	0	0	0	0	0	0	0	0	---	---	---	---	---
2013	12	0	0	0	0	0	0	0	0	---	---	---	---	---
2013	1	0	0	0	0	0	0	0	0	---	---	---	---	---
2013	2	0	0	0	0	0	0	0	0	---	---	---	---	---
2013	3	0	0	0	0	0	0	0	0	---	---	---	---	---
2013	4	0	0	0	0	0	0	0	0	---	---	---	---	---
2013	5	0	0	0	0	0	0	0	0	---	---	---	---	---
2013	6	0	0	0	0	0	0	0	0	---	---	---	---	---
2013	7	0	0	0	0	0	0	0	0	---	---	---	---	---
2013	8	0	0	0	0	0	0	0	0	---	---	---	---	---
2013	9	0	0	0	0	0	0	0	0	---	---	---	---	---
2013	10	0	0	0	0	0	0	0	0	---	---	---	---	---
2013	11	0	0	0	0	0	0	0	0	---	---	---	---	---
2013	12	0	0	0	0	0	0	0	0	---	---	---	---	---
<b>Alendronate and Fracture of Interest; Exposure Extension Period=365; Minimum Episode Duration=1461</b>														
2006	1	20	798	33,907	22,794	39,439	0	109,155	8,829	0.18	1,695.35	39.90	42.49	0.00
2006	2	11	532	20,787	2,966	23,308	0	105,093	7,994	0.10	1,889.73	48.36	39.07	0.00
2006	3	15	734	23,606	3,660	29,590	0	105,933	8,904	0.14	1,573.73	48.93	32.16	0.00
2006	4	455	18,321	777,920	171,053	909,051	11	2,009,641	162,892	0.23	1,709.71	40.27	42.46	0.12
2006	5	374	15,728	646,427	98,720	755,622	1	2,041,984	169,823	0.18	1,728.41	42.05	41.10	0.01
2006	6	362	15,183	612,896	139,002	714,104	3	2,058,560	165,040	0.18	1,693.08	41.94	40.37	0.04
2006	7	328	13,766	550,697	84,870	639,830	10	2,071,889	170,878	0.16	1,678.95	41.97	40.00	0.16
2006	8	339	13,810	561,256	101,731	668,531	4	2,081,024	172,157	0.16	1,655.62	40.74	40.64	0.06
2006	9	298	12,761	501,367	74,860	592,049	6	2,098,694	168,212	0.14	1,682.44	42.82	39.29	0.10
2006	10	348	14,029	570,983	91,489	680,369	1	2,099,973	174,783	0.17	1,640.76	40.31	40.70	0.01
2006	11	310	12,232	492,946	98,529	583,176	4	2,098,452	169,443	0.15	1,590.15	39.46	40.30	0.07
2006	12	268	11,036	441,155	71,442	518,580	9	2,106,961	175,754	0.13	1,646.10	41.18	39.97	0.17
2007	1	391	16,072	625,573	127,582	752,236	3	2,111,576	168,224	0.19	1,599.93	41.10	38.92	0.04
2007	2	313	12,740	502,641	74,346	604,533	4	2,001,619	151,815	0.16	1,605.88	40.70	39.45	0.07
2007	3	306	11,947	483,201	81,524	578,653	3	2,003,272	168,095	0.15	1,579.09	39.04	40.45	0.05
2007	4	288	11,506	462,143	74,172	546,892	2	2,089,911	169,671	0.14	1,604.66	39.95	40.17	0.04
2007	5	274	10,958	444,598	73,035	522,763	2	2,107,377	175,802	0.13	1,622.62	39.99	40.57	0.04

**Table 4A: Summary of Alendronate Use and Subsequent Events in the MSDD between January 1, 2006 and December 31, 2013, by Drug Use and Year-Month**

Year	Month	Users	Dispensings	Days Supplied	Amount Supplied	Days at Risk	Episodes w/ Events	Eligible Members	Member-Years	Users / 1K Eligible Members	Days Supplied/ User	Dispensings / User	Days Supplied/ Dispensing	Episodes w/ Events / 10K Days at Risk
	6	258	9,985	410,969	58,960	491,209	2	2,119,389	170,595	0.12	1,592.90	38.70	41.16	0.04
	7	243	8,853	390,435	71,467	461,030	3	2,125,885	175,611	0.11	1,606.73	36.43	44.10	0.07
	8	292	11,158	459,974	66,955	541,632	3	2,746,993	179,584	0.11	1,575.25	38.21	41.22	0.06
	9	384	14,999	621,676	92,887	726,433	5	2,768,433	222,647	0.14	1,618.95	39.06	41.45	0.07
	10	380	15,761	611,918	91,677	713,003	6	2,770,012	231,175	0.14	1,610.31	41.48	38.82	0.08
	11	402	15,730	637,776	107,157	745,555	5	2,776,452	224,044	0.14	1,586.51	39.13	40.55	0.07
	12	445	18,094	705,896	103,679	826,866	6	2,784,406	232,384	0.16	1,586.28	40.66	39.01	0.07
2008	1	585	22,089	929,418	135,622	1,091,994	9	2,787,958	217,383	0.21	1,588.75	37.76	42.08	0.08
	2	532	21,687	861,247	125,940	1,001,953	6	2,597,775	202,907	0.20	1,618.89	40.77	39.71	0.06
	3	586	22,182	932,747	138,245	1,084,662	6	3,638,632	219,542	0.16	1,591.72	37.85	42.05	0.06
	4	793	28,729	1,261,454	208,798	1,466,027	13	3,625,657	294,430	0.22	1,590.74	36.23	43.91	0.09
	5	633	23,590	1,012,404	150,140	1,168,151	6	3,674,509	305,612	0.17	1,599.37	37.27	42.92	0.05
	6	596	22,356	944,438	139,666	1,087,805	8	3,698,588	296,811	0.16	1,584.63	37.51	42.25	0.07
	7	555	20,095	870,654	129,035	1,006,274	7	3,719,545	306,111	0.15	1,568.75	36.21	43.33	0.07
	8	540	19,668	831,519	122,312	964,171	9	3,693,965	307,960	0.15	1,539.85	36.42	42.28	0.09
	9	566	21,325	888,977	136,906	1,015,594	7	3,716,031	298,463	0.15	1,570.63	37.68	41.69	0.07
	10	544	20,293	855,568	125,508	973,041	8	3,716,904	309,811	0.15	1,572.74	37.30	42.16	0.08
	11	501	17,671	779,023	118,172	888,826	3	3,722,162	300,276	0.13	1,554.94	35.27	44.08	0.03
	12	509	18,378	778,623	115,396	889,454	2	3,734,044	311,470	0.14	1,529.71	36.11	42.37	0.02
2009	1	825	31,690	1,289,074	188,328	1,455,461	10	3,740,298	297,263	0.22	1,562.51	38.41	40.68	0.07
	2	676	24,531	1,048,513	155,486	1,184,756	4	3,533,590	267,371	0.19	1,551.05	36.29	42.74	0.03
	3	591	21,376	905,671	133,646	1,019,193	2	3,523,820	295,699	0.17	1,532.44	36.17	42.37	0.02
	4	549	18,466	837,576	125,601	941,592	9	3,730,571	302,886	0.15	1,525.64	33.64	45.36	0.10
	5	498	17,772	758,076	110,693	842,906	6	3,771,507	313,914	0.13	1,522.24	35.69	42.66	0.07
	6	491	15,841	737,947	108,725	817,653	12	3,795,625	304,881	0.13	1,502.95	32.26	46.58	0.15
	7	479	16,647	720,607	110,836	798,604	3	3,800,086	315,632	0.13	1,504.40	34.75	43.29	0.04
	8	456	16,204	667,213	97,388	744,016	6	3,789,113	316,189	0.12	1,463.19	35.54	41.18	0.08
	9	428	14,671	622,587	92,059	685,702	7	3,818,060	306,305	0.11	1,454.64	34.28	42.44	0.10
	10	444	14,660	641,417	98,748	705,773	4	3,819,267	318,395	0.12	1,444.63	33.02	43.75	0.06
	11	369	12,414	525,241	76,138	576,475	2	3,819,573	308,523	0.10	1,423.42	33.64	42.31	0.03
	12	415	13,837	585,201	83,353	638,579	5	3,834,238	318,863	0.11	1,410.12	33.34	42.29	0.08
2010	1	396	12,711	551,524	80,466	600,714	5	3,820,401	278,514	0.10	1,392.74	32.10	43.39	0.08
	2	169	6,018	240,471	34,125	260,602	1	3,292,278	190,142	0.05	1,422.91	35.61	39.96	0.04
	3	181	6,128	253,654	37,185	274,882	1	2,475,333	207,010	0.07	1,401.40	33.86	41.39	0.04
	4	151	4,955	209,558	31,028	223,423	4	2,612,222	210,972	0.06	1,387.80	32.81	42.29	0.18

**Table 4A: Summary of Alendronate Use and Subsequent Events in the MSDD between January 1, 2006 and December 31, 2013, by Drug Use and Year-Month**

Year	Month	Users	Dispensings	Days Supplied	Amount Supplied	Days at Risk	Episodes w/ Events	Eligible Members	Member-Years	Users / 1K Eligible Members	Days Supplied/ User	Dispensings / User	Days Supplied/ Dispensing	Episodes w/ Events / 10K Days at Risk
	5	45	1,459	61,527	11,309	67,494	0	2,588,666	80,329	0.02	1,367.27	32.42	42.17	0.00
	6	55	1,645	73,390	11,623	80,286	3	912,994	73,253	0.06	1,334.36	29.91	44.61	0.37
	7	2	101	2,828	403	2,922	0	901,392	2,468	0.00	1,414.00	50.50	28.00	0.00
	8	0	0	0	0	0	0	0	0	---	---	---	---	---
	9	0	0	0	0	0	0	0	0	---	---	---	---	---
	10	0	0	0	0	0	0	0	0	---	---	---	---	---
	11	0	0	0	0	0	0	0	0	---	---	---	---	---
	12	0	0	0	0	0	0	0	0	---	---	---	---	---
2011	1	0	0	0	0	0	0	0	0	---	---	---	---	---
	2	0	0	0	0	0	0	0	0	---	---	---	---	---
	3	0	0	0	0	0	0	0	0	---	---	---	---	---
	4	0	0	0	0	0	0	0	0	---	---	---	---	---
	5	0	0	0	0	0	0	0	0	---	---	---	---	---
	6	0	0	0	0	0	0	0	0	---	---	---	---	---
	7	0	0	0	0	0	0	0	0	---	---	---	---	---
	8	0	0	0	0	0	0	0	0	---	---	---	---	---
	9	0	0	0	0	0	0	0	0	---	---	---	---	---
	10	0	0	0	0	0	0	0	0	---	---	---	---	---
	11	0	0	0	0	0	0	0	0	---	---	---	---	---
	12	0	0	0	0	0	0	0	0	---	---	---	---	---
2012	1	0	0	0	0	0	0	0	0	---	---	---	---	---
	2	0	0	0	0	0	0	0	0	---	---	---	---	---
	3	0	0	0	0	0	0	0	0	---	---	---	---	---
	4	0	0	0	0	0	0	0	0	---	---	---	---	---
	5	0	0	0	0	0	0	0	0	---	---	---	---	---
	6	0	0	0	0	0	0	0	0	---	---	---	---	---
	7	0	0	0	0	0	0	0	0	---	---	---	---	---
	8	0	0	0	0	0	0	0	0	---	---	---	---	---
	9	0	0	0	0	0	0	0	0	---	---	---	---	---
	10	0	0	0	0	0	0	0	0	---	---	---	---	---
	11	0	0	0	0	0	0	0	0	---	---	---	---	---
	12	0	0	0	0	0	0	0	0	---	---	---	---	---
2013	1	0	0	0	0	0	0	0	0	---	---	---	---	---
	2	0	0	0	0	0	0	0	0	---	---	---	---	---
	3	0	0	0	0	0	0	0	0	---	---	---	---	---

**Table 4A: Summary of Alendronate Use and Subsequent Events in the MSDD between January 1, 2006 and December 31, 2013, by Drug Use and Year-Month**

Year	Month	Users	Dispensings	Days Supplied	Amount Supplied	Days at Risk	Episodes w/ Events	Eligible Members	Member-Years	Users / 1K Eligible Members	Days Supplied/ User	Dispensings / User	Days Supplied/ Dispensing	Episodes w/ Events / 10K Days at Risk	
	4	0	0	0	0	0	0	0	0	---	---	---	---	---	
	5	0	0	0	0	0	0	0	0	---	---	---	---	---	
	6	0	0	0	0	0	0	0	0	---	---	---	---	---	
	7	0	0	0	0	0	0	0	0	---	---	---	---	---	
	8	0	0	0	0	0	0	0	0	---	---	---	---	---	
	9	0	0	0	0	0	0	0	0	---	---	---	---	---	
	10	0	0	0	0	0	0	0	0	---	---	---	---	---	
	11	0	0	0	0	0	0	0	0	---	---	---	---	---	
	12	0	0	0	0	0	0	0	0	---	---	---	---	---	
<b>Alendronate and Esophageal Cancer; Exposure Extension Period= 0; Minimum Episode Duration=1</b>															
2006	1	820	4,606	184,607	49,721	198,309	0	237,401	19,835	3.45	225.13	5.62	40.08	0.00	
	2	645	3,124	127,141	18,888	136,989	0	235,688	17,959	2.74	197.12	4.84	40.70	0.00	
	3	710	3,500	132,470	20,727	143,095	0	237,734	19,995	2.99	186.58	4.93	37.85	0.00	
	4	9,751	65,433	2,687,718	557,064	2,877,474	2	4,468,219	365,036	2.18	275.64	6.71	41.08	0.01	
	5	9,046	57,005	2,260,734	409,170	2,420,160	2	4,542,400	378,605	1.99	249.92	6.30	39.66	0.01	
	6	8,321	54,801	2,147,083	460,031	2,305,788	2	4,548,215	366,191	1.83	258.03	6.59	39.18	0.01	
	7	7,068	47,448	1,899,486	377,544	2,040,730	1	4,549,241	378,752	1.55	268.74	6.71	40.03	0.00	
	8	7,627	52,390	2,038,735	390,726	2,195,777	1	4,588,806	381,294	1.66	267.30	6.87	38.91	0.00	
	9	6,635	45,615	1,763,684	365,982	1,893,245	2	4,624,020	372,001	1.43	265.82	6.87	38.66	0.01	
	10	6,550	44,773	1,780,875	354,459	1,910,513	1	4,628,779	387,212	1.42	271.89	6.84	39.78	0.01	
	11	5,817	40,731	1,573,358	324,789	1,687,306	1	4,642,528	375,546	1.25	270.48	7.00	38.63	0.01	
	12	5,132	35,215	1,366,290	242,089	1,460,691	1	4,668,056	390,182	1.10	266.23	6.86	38.80	0.01	
2007	1	5,727	45,258	1,723,886	367,498	1,845,065	2	4,445,299	371,635	1.29	301.01	7.90	38.09	0.01	
	2	4,910	38,562	1,480,325	285,331	1,583,969	5	4,393,643	335,330	1.12	301.49	7.85	38.39	0.03	
	3	4,709	36,582	1,403,556	281,609	1,499,817	0	4,399,032	371,471	1.07	298.06	7.77	38.37	0.00	
	4	4,749	35,744	1,375,673	278,502	1,472,465	1	4,647,136	379,937	1.02	289.68	7.53	38.49	0.01	
	5	4,544	34,469	1,330,031	256,014	1,421,421	1	4,713,187	394,143	0.96	292.70	7.59	38.59	0.01	
	6	4,125	30,104	1,169,651	216,700	1,247,396	1	4,737,662	382,036	0.87	283.55	7.30	38.85	0.01	
	7	4,042	28,637	1,131,435	233,470	1,206,206	0	4,704,731	393,341	0.86	279.92	7.08	39.51	0.00	
	8	4,325	31,897	1,230,763	224,512	1,316,398	1	6,242,546	402,732	0.69	284.57	7.38	38.59	0.01	
	9	7,235	48,980	1,898,329	315,585	2,028,574	3	6,287,120	506,353	1.15	262.38	6.77	38.76	0.01	
	10	7,789	54,115	2,013,151	338,402	2,155,741	3	6,286,755	526,352	1.24	258.46	6.95	37.20	0.01	
	11	7,164	49,295	1,877,228	351,648	2,010,701	0	6,307,653	510,252	1.14	262.04	6.88	38.08	0.00	
	12	6,269	47,466	1,783,545	303,288	1,906,883	1	6,338,377	529,848	0.99	284.50	7.57	37.58	0.01	
2008	1	8,191	67,164	2,565,682	422,926	2,738,882	2	6,065,704	507,243	1.35	313.23	8.20	38.20	0.01	



**Table 4A: Summary of Alendronate Use and Subsequent Events in the MSDD between January 1, 2006 and December 31, 2013, by Drug Use and Year-Month**

Year	Month	Users	Dispensings	Days Supplied	Amount Supplied	Days at Risk	Episodes w/ Events	Eligible Members	Member-Years	Users / 1K Eligible Members	Days Supplied/ User	Dispensings / User	Days Supplied/ Dispensing	Episodes w/ Events / 10K Days at Risk
	2	7,472	61,750	2,339,574	378,752	2,498,030	1	6,048,114	474,373	1.24	313.11	8.26	37.89	0.00
	3	8,418	68,656	2,694,084	436,539	2,862,616	4	9,563,899	515,540	0.88	320.04	8.16	39.24	0.01
	4	16,099	107,909	4,677,047	802,509	4,962,496	2	9,430,435	771,506	1.71	290.52	6.70	43.34	0.00
	5	14,045	91,344	3,786,833	591,196	4,030,974	3	9,589,089	799,346	1.46	269.62	6.50	41.46	0.01
	6	13,081	84,732	3,494,827	535,185	3,714,249	2	9,625,039	774,351	1.36	267.17	6.48	41.25	0.01
	7	12,569	81,033	3,330,712	593,784	3,543,542	6	9,616,781	801,776	1.31	264.99	6.45	41.10	0.02
	8	11,158	72,560	2,946,297	501,068	3,139,683	3	9,640,435	805,460	1.16	264.05	6.50	40.60	0.01
	9	10,801	72,678	2,928,740	476,272	3,115,697	3	9,717,864	780,899	1.11	271.15	6.73	40.30	0.01
	10	11,561	73,763	2,960,723	494,209	3,147,624	5	9,722,974	813,042	1.19	256.10	6.38	40.14	0.02
	11	10,063	64,663	2,596,295	422,405	2,756,714	5	9,739,437	787,565	1.03	258.00	6.43	40.15	0.02
	12	10,333	64,759	2,589,340	429,080	2,748,818	5	9,789,627	816,971	1.06	250.59	6.27	39.98	0.02
2009	1	12,056	101,453	4,003,448	613,820	4,241,587	4	9,022,487	754,460	1.34	332.07	8.42	39.46	0.01
	2	11,181	90,045	3,577,573	544,713	3,793,629	4	8,881,719	678,444	1.26	319.97	8.05	39.73	0.01
	3	10,644	77,879	3,119,883	481,967	3,312,641	6	8,840,957	747,551	1.20	293.11	7.32	40.06	0.02
	4	11,092	73,245	3,089,887	493,026	3,277,214	1	9,462,986	774,629	1.17	278.57	6.60	42.19	0.00
	5	10,024	66,788	2,725,447	428,418	2,895,606	1	9,603,047	801,495	1.04	271.89	6.66	40.81	0.00
	6	10,089	63,855	2,680,021	405,967	2,839,324	5	9,642,327	777,613	1.05	265.64	6.33	41.97	0.02
	7	9,843	62,688	2,547,862	412,047	2,700,993	4	9,592,976	802,687	1.03	258.85	6.37	40.64	0.01
	8	9,187	58,305	2,313,631	355,168	2,456,913	0	9,597,678	803,441	0.96	251.84	6.35	39.68	0.00
	9	8,740	54,664	2,201,472	344,085	2,333,011	2	9,648,258	777,420	0.91	251.88	6.25	40.27	0.01
	10	8,946	53,340	2,164,108	346,259	2,292,765	3	9,622,274	805,939	0.93	241.91	5.96	40.57	0.01
	11	7,967	47,676	1,867,629	297,818	1,982,601	1	9,630,063	780,390	0.83	234.42	5.98	39.17	0.01
	12	8,422	48,953	1,950,860	307,674	2,063,634	1	9,666,334	808,249	0.87	231.64	5.81	39.85	0.00
2010	1	7,791	50,379	2,049,025	312,961	2,166,314	4	8,743,697	733,119	0.89	263.00	6.47	40.67	0.02
	2	7,107	46,070	1,838,465	281,664	1,943,851	3	8,622,093	658,786	0.82	258.68	6.48	39.91	0.02
	3	6,953	44,186	1,760,631	274,557	1,866,698	3	8,584,697	726,185	0.81	253.22	6.35	39.85	0.02
	4	8,080	48,088	2,061,328	321,079	2,179,811	5	9,297,607	761,330	0.87	255.11	5.95	42.87	0.02
	5	7,661	46,169	1,956,554	296,579	2,070,244	4	9,393,529	785,104	0.82	255.39	6.03	42.38	0.02
	6	7,867	45,856	1,941,513	312,515	2,056,861	2	9,422,808	760,339	0.83	246.79	5.83	42.34	0.01
	7	7,233	42,323	1,773,658	282,753	1,876,348	1	9,352,724	783,364	0.77	245.22	5.85	41.91	0.01
	8	7,268	41,908	1,758,335	270,903	1,856,493	1	9,340,452	782,207	0.78	241.93	5.77	41.96	0.01
	9	6,775	37,565	1,544,238	236,750	1,633,656	2	9,375,519	756,273	0.72	227.93	5.54	41.11	0.01
	10	6,806	37,697	1,549,218	243,219	1,637,745	2	9,338,154	782,632	0.73	227.63	5.54	41.10	0.01
	11	6,344	35,757	1,457,512	218,889	1,539,633	2	9,347,202	757,294	0.68	229.75	5.64	40.76	0.01
	12	5,961	32,929	1,321,611	201,711	1,396,243	0	9,380,899	785,015	0.64	221.71	5.52	40.14	0.00

**Table 4A: Summary of Alendronate Use and Subsequent Events in the MSDD between January 1, 2006 and December 31, 2013, by Drug Use and Year-Month**

Year	Month	Users	Dispensings	Days Supplied	Amount Supplied	Days at Risk	Episodes w/ Events	Eligible Members	Member-Years	Users / 1K Eligible Members	Days Supplied/ User	Dispensings / User	Days Supplied/ Dispensing	Episodes w/ Events / 10K Days at Risk
2011	1	6,103	37,954	1,600,718	243,517	1,688,146	0	8,475,423	710,309	0.72	262.28	6.22	42.18	0.00
	2	5,667	35,558	1,444,572	214,140	1,527,445	0	8,367,282	639,693	0.68	254.91	6.27	40.63	0.00
	3	6,266	37,608	1,563,881	231,366	1,648,946	1	8,366,059	707,747	0.75	249.58	6.00	41.58	0.01
	4	7,677	42,348	1,837,406	274,387	1,939,382	0	9,047,659	740,929	0.85	239.34	5.52	43.39	0.00
	5	7,145	37,575	1,614,869	248,312	1,704,671	0	9,142,454	765,733	0.78	226.01	5.26	42.98	0.00
	6	6,634	34,486	1,492,792	225,417	1,576,233	2	9,145,300	740,654	0.73	225.02	5.20	43.29	0.01
	7	5,830	30,940	1,330,985	198,516	1,403,808	3	9,066,698	759,265	0.64	228.30	5.31	43.02	0.02
	8	6,277	32,819	1,396,137	207,558	1,473,640	1	9,075,446	759,583	0.69	222.42	5.23	42.54	0.01
	9	5,584	29,081	1,211,067	178,616	1,278,233	0	9,133,885	735,666	0.61	216.88	5.21	41.64	0.00
	10	5,484	27,760	1,170,493	175,541	1,233,884	2	9,126,730	764,308	0.60	213.44	5.06	42.16	0.02
	11	5,231	26,605	1,107,562	163,115	1,167,050	0	9,153,053	741,040	0.57	211.73	5.09	41.63	0.00
	12	5,158	25,216	1,050,730	159,834	1,107,863	1	9,200,855	768,826	0.56	203.71	4.89	41.67	0.01
2012	1	5,316	29,712	1,241,522	182,873	1,311,154	0	8,373,097	701,417	0.63	233.54	5.59	41.79	0.00
	2	5,085	27,314	1,145,502	171,111	1,207,098	2	8,363,326	655,788	0.61	225.27	5.37	41.94	0.02
	3	4,944	25,307	1,070,415	157,635	1,128,706	0	9,071,445	701,716	0.55	216.51	5.12	42.30	0.00
	4	6,023	28,878	1,278,840	190,723	1,346,561	2	8,959,179	733,846	0.67	212.33	4.79	44.28	0.01
	5	5,728	26,387	1,161,622	176,510	1,222,849	3	9,057,810	758,408	0.63	202.80	4.61	44.02	0.02
	6	4,981	23,134	1,021,169	152,010	1,074,503	3	9,057,900	733,822	0.55	205.01	4.64	44.14	0.03
	7	4,656	20,310	881,860	133,252	932,728	2	8,987,874	752,722	0.52	189.40	4.36	43.42	0.02
	8	5,038	22,191	951,596	145,268	1,003,658	2	9,000,785	753,659	0.56	188.88	4.40	42.88	0.02
	9	4,352	18,709	793,992	118,977	838,792	2	9,073,146	729,821	0.48	182.44	4.30	42.44	0.02
	10	5,034	21,132	914,083	135,953	963,744	1	9,067,904	759,745	0.56	181.58	4.20	43.26	0.01
	11	4,606	19,353	811,340	120,845	852,461	1	9,090,320	736,089	0.51	176.15	4.20	41.92	0.01
	12	4,213	17,468	735,605	109,910	776,623	1	9,125,195	763,746	0.46	174.60	4.15	42.11	0.01
2013	1	4,334	18,665	785,277	116,865	828,182	0	8,453,803	708,622	0.51	181.19	4.31	42.07	0.00
	2	3,975	16,866	702,682	103,936	742,213	0	8,344,029	638,011	0.48	176.78	4.24	41.66	0.00
	3	3,990	16,412	678,522	101,664	718,143	0	8,340,215	705,726	0.48	170.06	4.11	41.34	0.00
	4	5,523	20,244	858,878	129,012	906,039	1	9,070,273	743,043	0.61	155.51	3.67	42.43	0.01
	5	5,266	18,050	771,120	114,474	812,198	1	9,163,187	767,847	0.57	146.43	3.43	42.72	0.01
	6	4,531	15,004	629,348	95,206	665,513	0	9,169,962	742,685	0.49	138.90	3.31	41.95	0.00
	7	4,834	15,315	623,328	93,637	657,865	1	9,135,321	765,396	0.53	128.95	3.17	40.70	0.02
	8	4,915	14,404	580,912	87,793	611,121	0	9,140,717	765,912	0.54	118.19	2.93	40.33	0.00
	9	4,559	12,342	484,978	74,596	510,481	0	9,295,714	741,643	0.49	106.38	2.71	39.29	0.00
	10	5,343	13,534	511,208	82,029	537,849	1	9,287,519	778,451	0.58	95.68	2.53	37.77	0.02
	11	4,523	9,698	366,820	60,689	382,211	0	9,300,812	753,710	0.49	81.10	2.14	37.82	0.00

**Table 4A: Summary of Alendronate Use and Subsequent Events in the MSDD between January 1, 2006 and December 31, 2013, by Drug Use and Year-Month**

Year	Month	Users	Dispensings	Days Supplied	Amount Supplied	Days at Risk	Episodes w/ Events	Eligible Members	Member-Years	Users / 1K Eligible Members	Days Supplied/ User	Dispensings / User	Days Supplied/ Dispensing	Episodes w/ Events / 10K Days at Risk	
	12	4,205	7,983	268,614	40,723	281,375	1	9,307,516	778,486	0.45	63.88	1.90	33.65	0.04	
<b>Alendronate and Esophageal Cancer; Exposure Extension Period= 0; Minimum Episode Duration=365</b>															
2006	1	105	2,148	85,441	30,144	91,118	0	209,108	14,652	0.50	813.72	20.46	39.78	0.00	
	2	85	1,557	65,866	9,393	70,254	0	174,049	13,199	0.49	774.89	18.32	42.30	0.00	
	3	90	1,964	68,399	10,330	74,389	0	175,911	14,723	0.51	759.99	21.82	34.83	0.00	
	4	2,278	47,196	1,958,587	404,325	2,085,064	2	3,629,166	293,854	0.63	859.78	20.72	41.50	0.01	
	5	1,819	39,394	1,571,606	280,067	1,671,953	1	3,695,855	306,157	0.49	863.99	21.66	39.89	0.01	
	6	1,851	39,469	1,544,132	324,470	1,648,631	2	3,725,488	297,845	0.50	834.22	21.32	39.12	0.01	
	7	1,721	35,536	1,419,628	272,525	1,518,316	0	3,752,268	307,126	0.46	824.89	20.65	39.95	0.00	
	8	1,931	39,825	1,553,938	284,866	1,670,841	1	3,751,057	309,404	0.51	804.73	20.62	39.02	0.01	
	9	1,781	36,625	1,417,441	297,978	1,517,191	1	3,784,052	302,237	0.47	795.87	20.56	38.70	0.01	
	10	1,773	36,650	1,451,723	278,930	1,559,204	0	3,790,704	314,651	0.47	818.79	20.67	39.61	0.00	
	11	1,689	34,449	1,336,465	276,824	1,434,916	0	3,797,961	305,478	0.44	791.28	20.40	38.80	0.00	
	12	1,479	30,258	1,174,473	198,435	1,255,926	0	3,817,387	317,235	0.39	794.10	20.46	38.82	0.00	
2007	1	1,865	40,609	1,546,558	325,114	1,660,319	1	3,829,500	306,005	0.49	829.25	21.77	38.08	0.01	
	2	1,644	34,463	1,338,001	241,060	1,431,367	4	3,652,327	276,405	0.45	813.87	20.96	38.82	0.03	
	3	1,609	33,003	1,298,278	236,368	1,391,078	1	3,656,245	306,346	0.44	806.89	20.51	39.34	0.01	
	4	1,662	33,929	1,328,197	279,753	1,422,771	1	3,862,157	312,942	0.43	799.16	20.41	39.15	0.01	
	5	1,648	33,020	1,300,820	234,311	1,390,085	1	3,909,325	324,212	0.42	789.33	20.04	39.39	0.01	
	6	1,492	29,323	1,170,313	197,584	1,250,850	1	3,924,520	314,212	0.38	784.39	19.65	39.91	0.01	
	7	1,462	28,297	1,141,834	214,476	1,221,890	0	3,932,308	325,065	0.37	781.01	19.35	40.35	0.00	
	8	1,591	31,780	1,241,353	196,268	1,334,522	0	5,133,590	332,688	0.31	780.23	19.97	39.06	0.00	
	9	2,155	42,810	1,700,598	268,893	1,815,608	3	5,183,062	414,983	0.42	789.14	19.87	39.72	0.02	
	10	2,374	48,238	1,840,883	297,968	1,970,535	1	5,188,147	431,221	0.46	775.44	20.32	38.16	0.01	
	11	2,237	44,765	1,743,838	306,042	1,864,403	0	5,198,101	417,799	0.43	779.54	20.01	38.96	0.00	
	12	2,167	45,411	1,734,954	279,697	1,853,365	1	5,214,022	433,398	0.42	800.62	20.96	38.21	0.01	
2008	1	3,086	63,693	2,511,838	385,580	2,680,516	3	5,222,449	403,747	0.59	813.95	20.64	39.44	0.01	
	2	2,721	57,716	2,243,715	366,177	2,392,747	2	4,828,539	374,732	0.56	824.59	21.21	38.88	0.01	
	3	3,053	62,840	2,528,654	402,734	2,684,511	2	7,444,754	405,674	0.41	828.25	20.58	40.24	0.01	
	4	4,825	87,784	3,834,582	652,517	4,062,913	1	7,401,923	596,465	0.65	794.73	18.19	43.68	0.00	
	5	3,970	74,107	3,118,724	471,496	3,316,246	1	7,487,943	618,943	0.53	785.57	18.67	42.08	0.00	
	6	3,655	69,028	2,875,389	437,610	3,047,848	2	7,536,383	601,310	0.48	786.70	18.89	41.66	0.01	
	7	3,640	67,166	2,791,703	485,261	2,968,171	2	7,572,252	622,375	0.48	766.95	18.45	41.56	0.01	
	8	3,462	62,654	2,601,699	436,806	2,774,530	2	7,549,716	625,503	0.46	751.50	18.10	41.52	0.01	
	9	3,481	64,698	2,659,263	434,930	2,829,405	2	7,620,391	606,739	0.46	763.94	18.59	41.10	0.01	

**Table 4A: Summary of Alendronate Use and Subsequent Events in the MSDD between January 1, 2006 and December 31, 2013, by Drug Use and Year-Month**

Year	Month	Users	Dispensings	Days Supplied	Amount Supplied	Days at Risk	Episodes w/ Events	Eligible Members	Member-Years	Users / 1K Eligible Members	Days Supplied/ User	Dispensings / User	Days Supplied/ Dispensing	Episodes w/ Events / 10K Days at Risk
2009	10	3,640	65,678	2,687,700	437,265	2,861,451	4	7,627,242	630,775	0.48	738.38	18.04	40.92	0.01
	11	3,242	57,453	2,400,497	380,616	2,550,191	6	7,622,788	611,687	0.43	740.44	17.72	41.78	0.02
	12	3,347	59,302	2,434,630	403,038	2,590,403	4	7,654,314	635,018	0.44	727.41	17.72	41.05	0.02
	1	4,755	92,968	3,758,801	570,202	3,982,586	2	7,664,417	579,809	0.62	790.49	19.55	40.43	0.01
	2	4,323	81,661	3,314,439	503,962	3,519,112	3	6,899,446	520,434	0.63	766.70	18.89	40.59	0.01
	3	3,808	69,259	2,867,858	429,273	3,043,135	4	6,876,312	574,557	0.55	753.11	18.19	41.41	0.01
	4	3,676	63,141	2,731,160	422,492	2,896,809	1	7,368,168	594,108	0.50	742.97	17.18	43.25	0.00
	5	3,299	58,355	2,443,607	370,335	2,594,612	0	7,429,469	612,809	0.44	740.71	17.69	41.87	0.00
	6	3,293	56,486	2,435,852	366,413	2,584,951	3	7,441,450	594,280	0.44	739.71	17.15	43.12	0.01
	7	3,069	54,491	2,281,300	355,125	2,418,887	3	7,442,254	612,895	0.41	743.34	17.76	41.87	0.01
	8	2,969	52,916	2,146,756	315,350	2,282,309	0	7,394,247	612,467	0.40	723.06	17.82	40.57	0.00
	9	2,884	49,873	2,070,302	333,200	2,201,624	0	7,430,863	592,543	0.39	717.86	17.29	41.51	0.00
2010	10	2,815	47,910	2,024,459	324,008	2,150,585	0	7,422,571	613,913	0.38	719.17	17.02	42.26	0.00
	11	2,492	42,944	1,740,899	271,368	1,852,931	1	7,397,287	594,458	0.34	698.60	17.23	40.54	0.01
	12	2,595	44,319	1,834,615	277,626	1,944,070	1	7,421,676	615,913	0.35	706.98	17.08	41.40	0.01
	1	2,625	46,003	1,923,099	291,448	2,037,539	2	7,418,143	560,903	0.35	732.61	17.52	41.80	0.01
	2	2,302	40,970	1,688,106	249,721	1,788,709	3	6,662,223	503,349	0.35	733.32	17.80	41.20	0.02
	3	2,324	40,691	1,686,807	254,866	1,791,797	1	6,643,326	556,303	0.35	725.82	17.51	41.45	0.01
	4	2,521	40,959	1,799,211	267,727	1,907,238	2	7,224,391	584,683	0.35	713.69	16.25	43.93	0.01
	5	2,468	40,835	1,764,127	260,524	1,869,854	2	7,305,113	605,448	0.34	714.80	16.55	43.20	0.01
	6	2,423	39,702	1,722,131	260,491	1,827,235	1	7,343,331	587,273	0.33	710.74	16.39	43.38	0.01
	7	2,236	36,683	1,578,623	236,443	1,672,492	1	7,344,337	604,770	0.30	706.00	16.41	43.03	0.01
	8	2,317	37,670	1,628,474	244,283	1,720,830	0	7,285,823	604,673	0.32	702.84	16.26	43.23	0.00
	9	2,087	33,623	1,421,429	216,130	1,508,774	1	7,321,368	585,287	0.29	681.09	16.11	42.28	0.01
2011	10	2,060	33,536	1,433,649	217,214	1,519,027	0	7,315,198	606,997	0.28	695.95	16.28	42.75	0.00
	11	1,997	32,679	1,361,587	200,237	1,444,137	2	7,310,691	587,976	0.27	681.82	16.36	41.67	0.01
	12	1,835	29,925	1,241,651	183,587	1,316,044	1	7,335,032	609,608	0.25	676.65	16.31	41.49	0.01
	1	2,145	35,095	1,503,754	224,181	1,591,114	0	7,336,366	559,092	0.29	701.05	16.36	42.85	0.00
	2	1,891	31,672	1,309,391	196,009	1,389,295	0	6,643,053	502,686	0.28	692.43	16.75	41.34	0.00
	3	2,060	33,482	1,426,468	208,447	1,507,488	1	6,640,971	555,760	0.31	692.46	16.25	42.60	0.01
	4	2,262	34,330	1,521,601	225,832	1,608,875	0	7,163,624	580,229	0.32	672.68	15.18	44.32	0.00
	5	2,107	32,062	1,390,270	214,525	1,471,298	0	7,219,274	599,668	0.29	659.83	15.22	43.36	0.00
	6	1,980	29,115	1,282,963	192,747	1,358,102	0	7,225,821	580,319	0.27	647.96	14.70	44.07	0.00
	7	1,803	26,978	1,174,627	173,179	1,243,467	0	7,227,957	595,254	0.25	651.48	14.96	43.54	0.00
	8	1,963	28,735	1,252,316	183,992	1,324,581	0	7,173,381	595,698	0.27	637.96	14.64	43.58	0.00

**Table 4A: Summary of Alendronate Use and Subsequent Events in the MSDD between January 1, 2006 and December 31, 2013, by Drug Use and Year-Month**

Year	Month	Users	Dispensings	Days Supplied	Amount Supplied	Days at Risk	Episodes w/ Events	Eligible Members	Member-Years	Users / 1K Eligible Members	Days Supplied/ User	Dispensings / User	Days Supplied/ Dispensing	Episodes w/ Events / 10K Days at Risk
2012	9	1,754	26,290	1,101,134	160,955	1,169,735	0	7,230,572	577,164	0.24	627.78	14.99	41.88	0.00
	10	1,701	24,406	1,061,447	158,425	1,124,447	0	7,232,115	600,209	0.24	624.01	14.35	43.49	0.00
	11	1,684	24,074	1,021,600	150,137	1,083,904	0	7,237,173	581,712	0.23	606.65	14.30	42.44	0.00
	12	1,642	23,137	968,908	144,718	1,030,423	0	7,268,218	603,374	0.23	590.08	14.09	41.88	0.00
	1	1,892	26,841	1,145,184	167,363	1,214,518	0	7,277,378	567,715	0.26	605.28	14.19	42.67	0.00
	2	1,672	23,729	1,008,241	149,315	1,066,922	0	6,795,241	527,423	0.25	603.01	14.19	42.49	0.00
	3	1,639	22,280	954,609	139,316	1,012,053	1	7,311,976	564,453	0.22	582.43	13.59	42.85	0.01
	4	1,801	23,144	1,025,415	153,027	1,084,417	1	7,249,232	587,071	0.25	569.36	12.85	44.31	0.01
	5	1,692	21,076	931,655	139,397	984,791	1	7,308,561	607,118	0.23	550.62	12.46	44.20	0.01
	6	1,613	19,672	871,603	130,482	922,108	3	7,316,782	587,798	0.22	540.36	12.20	44.31	0.03
	7	1,405	16,437	722,024	109,413	767,198	0	7,319,953	605,454	0.19	513.90	11.70	43.93	0.00
	8	1,654	18,680	821,262	124,127	872,111	2	7,296,815	606,091	0.23	496.53	11.29	43.96	0.02
9	1,432	15,905	686,561	101,402	730,157	2	7,366,940	586,948	0.19	479.44	11.11	43.17	0.03	
10	1,709	17,863	783,907	117,143	831,373	1	7,362,703	611,365	0.23	458.69	10.45	43.88	0.01	
11	1,567	16,147	687,526	100,839	729,454	1	7,367,226	592,048	0.21	438.75	10.30	42.58	0.01	
12	1,520	14,655	633,447	94,027	672,228	0	7,382,766	611,813	0.21	416.74	9.64	43.22	0.00	
2013	1	1,591	14,528	635,287	94,342	672,904	0	7,350,438	525,517	0.22	399.30	9.13	43.73	0.00
	2	673	7,180	281,225	41,220	300,237	0	6,223,609	346,724	0.11	417.87	10.67	39.17	0.00
	3	657	6,986	262,073	39,031	279,565	0	4,523,737	377,513	0.15	398.89	10.63	37.51	0.00
	4	707	6,843	267,264	40,063	284,879	0	4,792,123	386,275	0.15	378.03	9.68	39.06	0.00
	5	298	2,808	113,688	16,480	121,186	0	4,754,123	167,636	0.06	381.50	9.42	40.49	0.00
	6	257	2,326	91,075	13,742	97,537	0	1,941,552	154,607	0.13	354.38	9.05	39.16	0.00
	7	16	121	5,586	945	5,840	0	1,909,356	5,228	0.01	349.13	7.56	46.17	0.00
	8	0	0	0	0	0	0	0	0	---	---	---	---	---
	9	0	0	0	0	0	0	0	0	---	---	---	---	---
	10	0	0	0	0	0	0	0	0	---	---	---	---	---
	11	0	0	0	0	0	0	0	0	---	---	---	---	---
	12	0	0	0	0	0	0	0	0	---	---	---	---	---
<b>Alendronate and Esophageal Cancer; Exposure Extension Period= 0; Minimum Episode Duration=730</b>														
2006	1	46	1,367	58,532	26,306	61,162	0	152,352	11,885	0.30	1,272.43	29.72	42.82	0.00
	2	34	982	41,129	5,864	43,295	0	141,615	10,746	0.24	1,209.68	28.88	41.88	0.00
	3	36	1,220	42,988	6,420	45,855	0	142,780	11,944	0.25	1,194.11	33.89	35.24	0.00
	4	1,148	34,117	1,413,187	284,365	1,491,652	1	3,007,955	244,024	0.38	1,231.00	29.72	41.42	0.01
	5	924	28,259	1,146,205	186,264	1,205,254	1	3,064,648	253,884	0.30	1,240.48	30.58	40.56	0.01
	6	912	27,975	1,108,220	237,570	1,169,723	2	3,083,752	246,873	0.30	1,215.15	30.67	39.61	0.02

**Table 4A: Summary of Alendronate Use and Subsequent Events in the MSDD between January 1, 2006 and December 31, 2013, by Drug Use and Year-Month**

Year	Month	Users	Dispensings	Days Supplied	Amount Supplied	Days at Risk	Episodes w/ Events	Eligible Members	Member-Years	Users / 1K Eligible Members	Days Supplied/ User	Dispensings / User	Days Supplied/ Dispensing	Episodes w/ Events / 10K Days at Risk
	7	816	24,860	994,260	159,539	1,052,101	0	3,105,023	256,117	0.26	1,218.46	30.47	39.99	0.00
	8	929	27,678	1,091,871	181,505	1,159,604	1	3,122,417	258,224	0.30	1,175.32	29.79	39.45	0.01
	9	835	25,525	975,671	183,853	1,032,694	1	3,151,384	252,425	0.26	1,168.47	30.57	38.22	0.01
	10	868	25,848	1,029,689	178,417	1,094,418	0	3,158,161	262,853	0.27	1,186.28	29.78	39.84	0.00
	11	811	23,865	935,387	179,012	992,849	0	3,164,895	254,971	0.26	1,153.37	29.43	39.19	0.00
	12	691	21,008	811,337	131,304	857,678	0	3,178,053	264,472	0.22	1,174.15	30.40	38.62	0.00
2007	1	918	28,656	1,096,332	215,506	1,164,613	1	3,184,400	248,548	0.29	1,194.26	31.22	38.26	0.01
	2	760	23,196	909,916	152,354	962,031	2	2,953,898	223,162	0.26	1,197.26	30.52	39.23	0.02
	3	752	22,491	887,317	146,869	939,991	0	2,945,274	246,297	0.26	1,179.94	29.91	39.45	0.00
	4	762	22,975	896,976	159,892	951,161	1	3,090,717	249,855	0.25	1,177.13	30.15	39.04	0.01
	5	762	22,409	888,070	162,787	937,463	1	3,114,980	258,791	0.24	1,165.45	29.41	39.63	0.01
	6	680	19,674	794,701	117,662	838,577	0	3,125,584	250,784	0.22	1,168.68	28.93	40.39	0.00
	7	679	18,993	782,672	141,879	828,365	0	3,131,803	259,043	0.22	1,152.68	27.97	41.21	0.00
	8	740	21,489	857,923	134,317	909,971	0	4,074,174	264,741	0.18	1,159.36	29.04	39.92	0.00
	9	1,003	29,234	1,181,097	175,959	1,244,765	1	4,105,741	329,569	0.24	1,177.56	29.15	40.40	0.01
	10	1,126	33,070	1,282,050	196,942	1,358,068	0	4,109,522	341,699	0.27	1,138.59	29.37	38.77	0.00
	11	1,076	31,231	1,234,925	211,980	1,305,398	0	4,110,202	330,921	0.26	1,147.70	29.03	39.54	0.00
	12	1,100	32,981	1,281,761	204,469	1,351,607	1	4,122,783	343,467	0.27	1,165.24	29.98	38.86	0.01
2008	1	1,596	45,673	1,847,855	280,637	1,950,915	2	4,132,464	323,720	0.39	1,157.80	28.62	40.46	0.01
	2	1,427	42,130	1,665,087	264,286	1,759,564	1	3,867,099	301,065	0.37	1,166.84	29.52	39.52	0.01
	3	1,604	45,110	1,858,057	298,464	1,952,358	2	5,750,445	325,929	0.28	1,158.39	28.12	41.19	0.01
	4	2,299	58,615	2,620,871	445,809	2,749,843	1	5,725,024	462,149	0.40	1,140.00	25.50	44.71	0.00
	5	1,784	48,603	2,067,376	309,433	2,171,583	1	5,783,823	477,714	0.31	1,158.84	27.24	42.54	0.00
	6	1,711	46,421	1,952,590	298,236	2,051,378	0	5,799,764	463,733	0.30	1,141.20	27.13	42.06	0.00
	7	1,673	44,185	1,875,401	330,408	1,973,548	0	5,824,062	479,503	0.29	1,120.98	26.41	42.44	0.00
	8	1,522	40,670	1,700,627	282,088	1,795,291	2	5,801,529	480,964	0.26	1,117.36	26.72	41.82	0.01
	9	1,577	43,134	1,788,018	279,896	1,881,030	1	5,840,232	466,324	0.27	1,133.81	27.35	41.45	0.01
	10	1,557	42,007	1,741,849	271,573	1,835,869	1	5,842,431	484,134	0.27	1,118.72	26.98	41.47	0.01
	11	1,398	36,960	1,564,231	241,355	1,642,426	4	5,834,228	469,366	0.24	1,118.91	26.44	42.32	0.02
	12	1,462	38,338	1,609,547	263,855	1,693,076	2	5,856,499	487,013	0.25	1,100.92	26.22	41.98	0.01
2009	1	2,204	62,756	2,545,002	386,523	2,670,400	1	5,864,305	446,663	0.38	1,154.72	28.47	40.55	0.00
	2	1,916	52,593	2,177,992	335,823	2,287,098	1	5,310,339	401,647	0.36	1,136.74	27.45	41.41	0.00
	3	1,632	44,549	1,855,235	279,759	1,948,609	1	5,302,560	444,533	0.31	1,136.79	27.30	41.64	0.01
	4	1,563	39,881	1,757,298	260,401	1,847,547	1	5,657,995	458,558	0.28	1,124.31	25.52	44.06	0.01
	5	1,411	37,872	1,589,335	242,363	1,670,331	0	5,722,094	475,046	0.25	1,126.39	26.84	41.97	0.00

**Table 4A: Summary of Alendronate Use and Subsequent Events in the MSDD between January 1, 2006 and December 31, 2013, by Drug Use and Year-Month**

Year	Month	Users	Dispensings	Days Supplied	Amount Supplied	Days at Risk	Episodes w/ Events	Eligible Members	Member-Years	Users / 1K Eligible Members	Days Supplied/ User	Dispensings / User	Days Supplied/ Dispensing	Episodes w/ Events / 10K Days at Risk
	6	1,440	36,073	1,591,908	236,575	1,672,653	1	5,755,941	461,289	0.25	1,105.49	25.05	44.13	0.01
	7	1,349	35,177	1,499,590	223,857	1,573,549	0	5,761,594	475,234	0.23	1,111.63	26.08	42.63	0.00
	8	1,264	33,669	1,380,737	202,190	1,450,948	1	5,717,664	475,559	0.22	1,092.36	26.64	41.01	0.01
	9	1,254	31,840	1,345,870	200,878	1,416,283	1	5,755,559	460,501	0.22	1,073.26	25.39	42.27	0.01
	10	1,217	30,554	1,323,214	200,118	1,389,428	0	5,754,952	478,326	0.21	1,087.28	25.11	43.31	0.00
	11	1,057	27,315	1,126,399	171,647	1,185,468	1	5,750,926	463,655	0.18	1,065.66	25.84	41.24	0.01
	12	1,144	29,396	1,226,248	179,708	1,287,914	1	5,775,894	480,416	0.20	1,071.90	25.70	41.71	0.01
2010	1	1,170	29,766	1,260,346	189,771	1,321,658	1	5,775,883	442,784	0.20	1,077.22	25.44	42.34	0.01
	2	1,051	26,986	1,123,083	163,297	1,179,706	2	5,256,093	398,063	0.20	1,068.59	25.68	41.62	0.02
	3	1,036	26,334	1,099,562	159,202	1,158,176	0	5,248,550	439,625	0.20	1,061.35	25.42	41.75	0.00
	4	1,102	26,095	1,164,893	170,739	1,222,214	2	5,686,761	461,194	0.19	1,057.07	23.68	44.64	0.02
	5	1,127	26,696	1,167,075	174,134	1,224,826	2	5,749,932	477,592	0.20	1,035.56	23.69	43.72	0.02
	6	1,119	26,411	1,160,561	175,989	1,221,226	0	5,779,232	463,295	0.19	1,037.14	23.60	43.94	0.00
	7	1,007	24,175	1,044,498	156,414	1,097,785	1	5,779,446	477,126	0.17	1,037.24	24.01	43.21	0.01
	8	1,027	24,051	1,060,962	159,679	1,109,028	0	5,730,931	477,266	0.18	1,033.07	23.42	44.11	0.00
	9	908	21,342	912,319	138,632	958,622	1	5,761,351	462,029	0.16	1,004.76	23.50	42.75	0.01
	10	996	22,811	996,221	149,514	1,046,932	0	5,756,380	479,206	0.17	1,000.22	22.90	43.67	0.00
	11	923	21,975	911,393	136,637	960,606	1	5,756,290	463,866	0.16	987.42	23.81	41.47	0.01
	12	878	20,317	852,618	127,350	895,597	1	5,769,036	480,758	0.15	971.09	23.14	41.97	0.01
2011	1	1,008	23,323	996,324	149,967	1,045,923	0	5,771,796	454,931	0.17	988.42	23.14	42.72	0.00
	2	883	20,950	861,071	129,942	907,082	0	5,392,388	407,928	0.16	975.17	23.73	41.10	0.00
	3	987	22,113	946,022	137,598	990,502	1	5,379,133	451,083	0.18	958.48	22.40	42.78	0.01
	4	1,016	21,829	953,253	140,490	1,000,215	0	5,775,575	468,502	0.18	938.24	21.49	43.67	0.00
	5	959	20,147	885,468	133,706	928,963	0	5,816,595	484,646	0.16	923.32	21.01	43.95	0.00
	6	904	18,273	812,807	121,282	855,209	0	5,825,527	469,155	0.16	899.12	20.21	44.48	0.00
	7	865	17,110	760,609	110,052	798,953	0	5,827,715	483,425	0.15	879.32	19.78	44.45	0.00
	8	949	18,801	812,434	120,125	852,789	0	5,812,636	483,972	0.16	856.09	19.81	43.21	0.00
	9	854	17,125	718,401	104,563	754,771	0	5,857,775	468,866	0.15	841.22	20.05	41.95	0.00
	10	825	15,182	675,095	102,284	708,480	0	5,858,710	487,473	0.14	818.30	18.40	44.47	0.00
	11	847	15,864	667,874	98,876	704,193	0	5,860,665	472,305	0.14	788.52	18.73	42.10	0.00
	12	805	14,926	617,571	91,198	650,479	0	5,884,199	488,027	0.14	767.17	18.54	41.38	0.00
2012	1	907	15,832	679,955	101,339	714,693	0	5,864,799	424,018	0.15	749.67	17.46	42.95	0.00
	2	492	9,349	377,503	55,528	396,287	0	5,018,337	293,580	0.10	767.28	19.00	40.38	0.00
	3	413	7,818	308,932	44,704	325,682	0	3,894,940	305,185	0.11	748.02	18.93	39.52	0.00
	4	379	6,637	275,648	39,327	290,356	0	3,853,673	310,930	0.10	727.30	17.51	41.53	0.00

**Table 4A: Summary of Alendronate Use and Subsequent Events in the MSDD between January 1, 2006 and December 31, 2013, by Drug Use and Year-Month**

Year	Month	Users	Dispensings	Days Supplied	Amount Supplied	Days at Risk	Episodes w/ Events	Eligible Members	Member-Years	Users / 1K Eligible Members	Days Supplied/ User	Dispensings / User	Days Supplied/ Dispensing	Episodes w/ Events / 10K Days at Risk
2013	5	131	2,221	95,958	14,187	100,758	1	3,837,586	127,087	0.03	732.50	16.95	43.20	0.10
	6	120	2,103	84,606	12,021	89,465	1	1,460,014	116,781	0.08	705.05	17.53	40.23	0.11
	7	1	9	715	102	730	0	1,438,390	3,938	0.00	715.00	9.00	79.44	0.00
	8	0	0	0	0	0	0	0	0	---	---	---	---	---
	9	0	0	0	0	0	0	0	0	---	---	---	---	---
	10	0	0	0	0	0	0	0	0	---	---	---	---	---
	11	0	0	0	0	0	0	0	0	---	---	---	---	---
	12	0	0	0	0	0	0	0	0	---	---	---	---	---
	1	0	0	0	0	0	0	0	0	---	---	---	---	---
	2	0	0	0	0	0	0	0	0	---	---	---	---	---
	3	0	0	0	0	0	0	0	0	---	---	---	---	---
	4	0	0	0	0	0	0	0	0	---	---	---	---	---
5	0	0	0	0	0	0	0	0	---	---	---	---	---	
6	0	0	0	0	0	0	0	0	---	---	---	---	---	
7	0	0	0	0	0	0	0	0	---	---	---	---	---	
8	0	0	0	0	0	0	0	0	---	---	---	---	---	
9	0	0	0	0	0	0	0	0	---	---	---	---	---	
10	0	0	0	0	0	0	0	0	---	---	---	---	---	
11	0	0	0	0	0	0	0	0	---	---	---	---	---	
12	0	0	0	0	0	0	0	0	---	---	---	---	---	
<b>Alendronate and Esophageal Cancer; Exposure Extension Period= 0; Minimum Episode Duration=1096</b>														
2006	1	28	1,010	43,227	24,125	44,780	0	124,946	10,133	0.22	1,543.82	36.07	42.80	0.00
	2	17	662	27,450	3,914	28,706	0	120,757	9,176	0.14	1,614.71	38.94	41.47	0.00
	3	22	952	31,846	4,832	33,651	0	121,672	10,193	0.18	1,447.55	43.27	33.45	0.00
	4	600	22,674	949,450	206,635	992,827	0	2,438,424	197,168	0.25	1,582.42	37.79	41.87	0.00
	5	489	19,178	783,726	120,598	817,894	1	2,473,060	205,140	0.20	1,602.71	39.22	40.87	0.01
	6	483	18,812	753,159	171,813	787,614	2	2,488,315	199,403	0.19	1,559.34	38.95	40.04	0.03
	7	442	17,147	684,246	104,337	719,011	0	2,504,486	206,478	0.18	1,548.07	38.79	39.90	0.00
	8	481	18,083	723,580	124,835	763,575	1	2,515,104	208,018	0.19	1,504.32	37.59	40.01	0.01
	9	405	16,058	626,384	97,541	655,694	1	2,536,361	203,242	0.16	1,546.63	39.65	39.01	0.02
	10	460	17,287	701,735	122,435	739,884	0	2,539,075	211,436	0.18	1,525.51	37.58	40.59	0.00
	11	428	15,707	627,303	117,516	660,143	0	2,542,168	204,892	0.17	1,465.66	36.70	39.94	0.00
	12	364	13,843	548,133	88,903	575,037	0	2,551,650	212,651	0.14	1,505.86	38.03	39.60	0.00
2007	1	501	19,545	752,505	146,594	793,485	1	2,557,706	201,932	0.20	1,502.01	39.01	38.50	0.01
	2	413	15,726	620,287	91,124	651,870	2	2,403,928	182,064	0.17	1,501.91	38.08	39.44	0.03



**Table 4A: Summary of Alendronate Use and Subsequent Events in the MSDD between January 1, 2006 and December 31, 2013, by Drug Use and Year-Month**

Year	Month	Users	Dispensings	Days Supplied	Amount Supplied	Days at Risk	Episodes w/ Events	Eligible Members	Member-Years	Users / 1K Eligible Members	Days Supplied/ User	Dispensings / User	Days Supplied/ Dispensing	Episodes w/ Events / 10K Days at Risk
	3	408	14,984	603,424	98,876	634,164	0	2,403,252	201,449	0.17	1,478.98	36.73	40.27	0.00
	4	393	14,876	584,746	113,935	615,398	0	2,512,538	203,555	0.16	1,487.90	37.85	39.31	0.00
	5	374	13,829	560,982	105,884	586,313	1	2,535,444	211,255	0.15	1,499.95	36.98	40.57	0.02
	6	346	12,685	513,077	74,587	538,404	0	2,549,677	204,725	0.14	1,482.88	36.66	40.45	0.00
	7	326	11,355	490,127	99,745	512,539	0	2,553,963	211,535	0.13	1,503.46	34.83	43.16	0.00
	8	385	13,907	566,624	83,339	595,809	0	3,314,963	216,240	0.12	1,471.75	36.12	40.74	0.00
	9	517	18,833	775,413	117,144	810,320	1	3,340,508	268,272	0.15	1,499.83	36.43	41.17	0.01
	10	539	20,387	795,300	118,653	835,005	0	3,340,783	278,108	0.16	1,475.51	37.82	39.01	0.00
	11	536	19,734	788,827	131,660	826,913	0	3,342,184	269,483	0.16	1,471.69	36.82	39.97	0.00
	12	569	21,836	849,252	124,105	888,630	1	3,353,460	279,679	0.17	1,492.53	38.38	38.89	0.01
2008	1	774	27,971	1,154,670	169,417	1,209,310	2	3,360,764	264,147	0.23	1,491.82	36.14	41.28	0.02
	2	701	26,613	1,062,479	154,545	1,113,238	1	3,160,379	246,514	0.22	1,515.66	37.96	39.92	0.01
	3	790	28,668	1,175,746	173,200	1,226,490	2	4,470,555	267,017	0.18	1,488.29	36.29	41.01	0.02
	4	1,064	35,940	1,585,205	260,671	1,652,935	0	4,437,558	363,568	0.24	1,489.85	33.78	44.11	0.00
	5	878	30,767	1,305,520	194,769	1,362,263	0	4,505,272	377,515	0.19	1,486.92	35.04	42.43	0.00
	6	793	28,208	1,177,027	172,825	1,228,067	0	4,534,476	366,858	0.17	1,484.27	35.57	41.73	0.00
	7	756	25,792	1,108,927	164,831	1,157,183	0	4,527,852	378,946	0.17	1,466.83	34.12	42.99	0.00
	8	722	24,756	1,039,439	152,918	1,089,979	1	4,540,340	381,266	0.16	1,439.67	34.29	41.99	0.01
	9	751	26,686	1,103,957	167,490	1,154,032	1	4,569,571	369,696	0.16	1,469.98	35.53	41.37	0.01
	10	747	25,883	1,087,415	162,089	1,137,139	1	4,573,017	384,245	0.16	1,455.71	34.65	42.01	0.01
	11	658	22,228	957,900	143,923	999,988	3	4,587,407	372,761	0.14	1,455.78	33.78	43.09	0.03
	12	674	22,650	967,836	143,600	1,009,593	0	4,607,831	386,699	0.15	1,435.96	33.61	42.73	0.00
2009	1	1,084	39,167	1,594,925	233,512	1,662,511	0	4,248,720	357,123	0.26	1,471.33	36.13	40.72	0.00
	2	899	30,918	1,314,041	194,603	1,373,263	1	4,215,748	322,437	0.21	1,461.67	34.39	42.50	0.01
	3	797	27,402	1,150,968	170,507	1,201,151	0	4,254,910	356,488	0.19	1,444.13	34.38	42.00	0.00
	4	743	23,897	1,066,502	161,546	1,115,060	0	4,507,689	365,856	0.16	1,435.40	32.16	44.63	0.00
	5	702	23,655	998,897	145,142	1,042,133	0	4,558,914	378,899	0.15	1,422.93	33.70	42.23	0.00
	6	688	21,353	971,638	142,943	1,011,445	1	4,585,165	367,820	0.15	1,412.26	31.04	45.50	0.01
	7	649	21,220	920,318	139,770	959,552	0	4,587,430	378,558	0.14	1,418.06	32.70	43.37	0.00
	8	591	20,093	826,002	119,959	862,196	1	4,547,453	378,966	0.13	1,397.63	34.00	41.11	0.01
	9	574	18,574	790,408	117,800	825,074	1	4,580,691	367,007	0.13	1,377.02	32.36	42.55	0.01
	10	587	18,538	807,018	123,356	841,902	0	4,579,983	381,401	0.13	1,374.82	31.58	43.53	0.00
	11	492	16,152	667,155	98,495	697,476	0	4,579,540	369,562	0.11	1,356.01	32.83	41.30	0.00
	12	564	18,075	755,235	108,577	788,628	1	4,596,621	382,867	0.12	1,339.07	32.05	41.78	0.01
2010	1	554	17,387	740,032	110,829	771,943	0	4,595,987	364,517	0.12	1,335.80	31.38	42.56	0.00

**Table 4A: Summary of Alendronate Use and Subsequent Events in the MSDD between January 1, 2006 and December 31, 2013, by Drug Use and Year-Month**

Year	Month	Users	Dispensings	Days Supplied	Amount Supplied	Days at Risk	Episodes w/ Events	Eligible Members	Member-Years	Users / 1K Eligible Members	Days Supplied/ User	Dispensings / User	Days Supplied/ Dispensing	Episodes w/ Events / 10K Days at Risk
	2	495	16,008	660,157	95,131	687,098	2	4,326,795	327,349	0.11	1,333.65	32.34	41.24	0.03
	3	504	15,685	663,097	95,523	692,920	0	4,311,941	361,767	0.12	1,315.67	31.12	42.28	0.00
	4	526	15,150	684,032	101,950	712,959	2	4,661,480	378,313	0.11	1,300.44	28.80	45.15	0.03
	5	523	15,251	668,920	101,100	697,695	1	4,710,797	392,058	0.11	1,279.01	29.16	43.86	0.01
	6	556	15,839	696,953	105,909	729,781	0	4,738,898	380,516	0.12	1,253.51	28.49	44.00	0.00
	7	529	15,340	657,062	98,851	686,112	0	4,742,341	393,804	0.11	1,242.08	29.00	42.83	0.00
	8	525	14,400	645,064	96,622	669,126	0	4,725,464	394,296	0.11	1,228.69	27.43	44.80	0.00
	9	464	13,004	555,191	85,372	579,692	0	4,751,359	381,612	0.10	1,196.53	28.03	42.69	0.00
	10	512	13,891	601,849	92,641	628,701	0	4,748,400	395,914	0.11	1,175.49	27.13	43.33	0.00
	11	498	13,702	570,380	86,326	598,157	1	4,748,619	383,296	0.10	1,145.34	27.51	41.63	0.02
	12	456	12,101	513,559	76,514	535,622	1	4,758,993	396,085	0.10	1,126.23	26.54	42.44	0.02
2011	1	554	14,277	614,088	92,037	641,034	0	4,741,968	343,878	0.12	1,108.46	25.77	43.01	0.00
	2	260	7,299	295,988	48,399	309,011	0	4,066,675	230,789	0.06	1,138.42	28.07	40.55	0.00
	3	242	6,815	270,200	38,419	281,518	0	3,004,796	251,208	0.08	1,116.53	28.16	39.65	0.00
	4	249	6,390	268,782	38,238	281,219	0	3,135,641	253,164	0.08	1,079.45	25.66	42.06	0.00
	5	78	2,182	85,004	12,925	88,821	0	3,104,083	97,938	0.03	1,089.79	27.97	38.96	0.00
	6	84	2,041	88,777	13,542	93,221	0	1,112,060	89,190	0.08	1,056.87	24.30	43.50	0.00
	7	3	66	3,272	443	3,288	0	1,096,183	3,001	0.00	1,090.67	22.00	49.58	0.00
	8	0	0	0	0	0	0	0	0	---	---	---	---	---
	9	0	0	0	0	0	0	0	0	---	---	---	---	---
	10	0	0	0	0	0	0	0	0	---	---	---	---	---
	11	0	0	0	0	0	0	0	0	---	---	---	---	---
	12	0	0	0	0	0	0	0	0	---	---	---	---	---
2012	1	0	0	0	0	0	0	0	0	---	---	---	---	---
	2	0	0	0	0	0	0	0	0	---	---	---	---	---
	3	0	0	0	0	0	0	0	0	---	---	---	---	---
	4	0	0	0	0	0	0	0	0	---	---	---	---	---
	5	0	0	0	0	0	0	0	0	---	---	---	---	---
	6	0	0	0	0	0	0	0	0	---	---	---	---	---
	7	0	0	0	0	0	0	0	0	---	---	---	---	---
	8	0	0	0	0	0	0	0	0	---	---	---	---	---
	9	0	0	0	0	0	0	0	0	---	---	---	---	---
	10	0	0	0	0	0	0	0	0	---	---	---	---	---
	11	0	0	0	0	0	0	0	0	---	---	---	---	---
	12	0	0	0	0	0	0	0	0	---	---	---	---	---

**Table 4A: Summary of Alendronate Use and Subsequent Events in the MSDD between January 1, 2006 and December 31, 2013, by Drug Use and Year-Month**

Year	Month	Users	Dispensings	Days Supplied	Amount Supplied	Days at Risk	Episodes w/ Events	Eligible Members	Member-Years	Users / 1K Eligible Members	Days Supplied/ User	Dispensings / User	Days Supplied/ Dispensing	Episodes w/ Events / 10K Days at Risk
2013	1	0	0	0	0	0	0	0	0	---	---	---	---	---
	2	0	0	0	0	0	0	0	0	---	---	---	---	---
	3	0	0	0	0	0	0	0	0	---	---	---	---	---
	4	0	0	0	0	0	0	0	0	---	---	---	---	---
	5	0	0	0	0	0	0	0	0	---	---	---	---	---
	6	0	0	0	0	0	0	0	0	---	---	---	---	---
	7	0	0	0	0	0	0	0	0	---	---	---	---	---
	8	0	0	0	0	0	0	0	0	---	---	---	---	---
	9	0	0	0	0	0	0	0	0	---	---	---	---	---
	10	0	0	0	0	0	0	0	0	---	---	---	---	---
	11	0	0	0	0	0	0	0	0	---	---	---	---	---
	12	0	0	0	0	0	0	0	0	---	---	---	---	---
<b>Alendronate and Esophageal Cancer; Exposure Extension Period= 0; Minimum Episode Duration=1461</b>														
2006	1	16	676	28,746	22,058	29,632	0	109,148	8,829	0.15	1,796.63	42.25	42.52	0.00
	2	10	495	19,749	2,818	20,343	0	105,088	7,994	0.10	1,974.90	49.50	39.90	0.00
	3	8	445	15,269	2,176	16,235	0	105,936	8,905	0.08	1,908.63	55.63	34.31	0.00
	4	359	15,366	656,487	153,606	683,022	0	2,010,002	162,934	0.18	1,828.65	42.80	42.72	0.00
	5	295	13,238	549,562	84,847	570,443	0	2,042,450	169,873	0.14	1,862.92	44.87	41.51	0.00
	6	257	11,872	482,294	110,018	501,678	0	2,059,091	165,095	0.12	1,876.63	46.19	40.62	0.00
	7	256	11,557	461,938	69,258	482,214	0	2,072,524	170,941	0.12	1,804.45	45.14	39.97	0.00
	8	239	10,689	437,020	82,879	459,097	1	2,081,745	172,230	0.11	1,828.54	44.72	40.89	0.02
	9	217	10,090	401,994	60,721	418,011	1	2,099,523	168,291	0.10	1,852.51	46.50	39.84	0.02
	10	255	11,120	459,005	72,754	481,067	0	2,100,849	174,873	0.12	1,800.02	43.61	41.28	0.00
	11	212	9,209	372,497	67,701	388,770	0	2,099,464	169,540	0.10	1,757.06	43.44	40.45	0.00
	12	183	8,261	338,758	56,894	351,572	0	2,108,074	175,860	0.09	1,851.14	45.14	41.01	0.00
2007	1	256	12,021	463,403	103,030	485,365	1	2,112,723	168,336	0.12	1,810.17	46.96	38.55	0.02
	2	211	9,622	379,125	55,406	397,407	0	2,002,893	151,924	0.11	1,796.80	45.60	39.40	0.00
	3	195	8,711	351,706	57,256	367,611	0	2,004,622	168,224	0.10	1,803.62	44.67	40.37	0.00
	4	186	8,583	337,056	56,321	352,169	0	2,091,348	169,803	0.09	1,812.13	46.15	39.27	0.00
	5	193	8,592	345,189	53,808	359,203	1	2,108,893	175,945	0.09	1,788.54	44.52	40.18	0.03
	6	167	7,325	298,389	42,486	311,603	0	2,121,008	170,738	0.08	1,786.76	43.86	40.74	0.00
	7	164	6,563	292,826	43,076	303,900	0	2,127,579	175,765	0.08	1,785.52	40.02	44.62	0.00
	8	195	8,382	341,536	50,099	356,875	0	2,749,015	179,744	0.07	1,751.47	42.98	40.75	0.00
	9	264	11,442	478,187	71,008	495,486	1	2,770,492	222,835	0.10	1,811.31	43.34	41.79	0.02
	10	264	12,122	470,971	69,663	492,489	0	2,772,193	231,382	0.10	1,783.98	45.92	38.85	0.00

**Table 4A: Summary of Alendronate Use and Subsequent Events in the MSDD between January 1, 2006 and December 31, 2013, by Drug Use and Year-Month**

Year	Month	Users	Dispensings	Days Supplied	Amount Supplied	Days at Risk	Episodes w/ Events	Eligible Members	Member-Years	Users / 1K Eligible Members	Days Supplied/ User	Dispensings / User	Days Supplied/ Dispensing	Episodes w/ Events / 10K Days at Risk
	11	254	11,244	458,597	66,653	476,596	0	2,778,759	224,252	0.09	1,805.50	44.27	40.79	0.00
	12	294	13,697	523,972	77,825	546,571	0	2,786,807	232,613	0.11	1,782.22	46.59	38.25	0.00
2008	1	384	16,235	683,970	98,614	711,768	1	2,790,557	217,609	0.14	1,781.17	42.28	42.13	0.01
	2	353	16,263	642,893	94,654	671,026	1	2,600,377	203,133	0.14	1,821.23	46.07	39.53	0.01
	3	383	16,358	685,253	100,632	709,923	1	3,641,585	219,798	0.11	1,789.17	42.71	41.89	0.01
	4	509	21,186	914,266	142,484	949,371	0	3,628,768	294,714	0.14	1,796.20	41.62	43.15	0.00
	5	424	17,932	761,158	113,167	790,989	0	3,677,816	305,920	0.12	1,795.18	42.29	42.45	0.00
	6	397	16,950	703,717	104,395	730,115	0	3,702,080	297,122	0.11	1,772.59	42.70	41.52	0.00
	7	363	14,728	638,441	93,749	662,922	0	3,723,213	306,447	0.10	1,758.79	40.57	43.35	0.00
	8	341	14,086	591,295	85,880	616,428	1	3,697,804	308,312	0.09	1,734.00	41.31	41.98	0.02
	9	383	16,304	665,990	103,155	692,529	1	3,720,071	298,818	0.10	1,738.88	42.57	40.85	0.01
	10	360	15,228	630,773	92,429	655,003	0	3,721,122	310,194	0.10	1,752.15	42.30	41.42	0.00
	11	344	13,556	590,440	88,345	613,479	0	3,726,543	300,660	0.09	1,716.40	39.41	43.56	0.00
	12	323	13,131	551,939	82,156	572,731	0	3,738,518	311,878	0.09	1,708.79	40.65	42.03	0.00
2009	1	571	23,921	978,825	144,249	1,013,953	0	3,744,999	297,669	0.15	1,714.23	41.89	40.92	0.00
	2	474	19,078	803,821	118,713	836,557	0	3,538,308	267,756	0.13	1,695.82	40.25	42.13	0.00
	3	419	16,857	700,197	103,490	728,379	0	3,528,700	296,139	0.12	1,671.11	40.23	41.54	0.00
	4	383	14,140	636,010	94,927	661,492	0	3,735,622	303,326	0.10	1,660.60	36.92	44.98	0.00
	5	362	13,944	593,301	87,284	616,428	0	3,776,732	314,380	0.10	1,638.95	38.52	42.55	0.00
	6	339	11,851	550,635	79,697	569,917	1	3,800,953	305,340	0.09	1,624.29	34.96	46.46	0.02
	7	354	13,348	567,321	89,024	589,719	0	3,805,455	316,112	0.09	1,602.60	37.71	42.50	0.00
	8	326	12,514	512,479	74,380	533,364	0	3,794,519	316,674	0.09	1,572.02	38.39	40.95	0.00
	9	299	11,007	466,678	69,818	484,226	0	3,823,595	306,781	0.08	1,560.80	36.81	42.40	0.00
	10	320	11,255	491,331	75,233	509,738	0	3,824,968	318,899	0.08	1,535.41	35.17	43.65	0.00
	11	266	9,367	402,628	58,641	417,423	0	3,825,348	309,020	0.07	1,513.64	35.21	42.98	0.00
	12	310	11,087	460,331	65,637	479,017	0	3,840,037	319,382	0.08	1,484.94	35.76	41.52	0.00
2010	1	276	9,424	406,468	59,852	420,764	0	3,826,337	278,993	0.07	1,472.71	34.14	43.13	0.00
	2	123	4,596	183,389	26,044	188,895	2	3,297,855	190,418	0.04	1,490.97	37.37	39.90	0.11
	3	130	4,524	190,436	28,233	197,830	0	2,478,733	207,312	0.05	1,464.89	34.80	42.09	0.00
	4	111	3,840	160,026	22,754	165,211	1	2,615,681	211,265	0.04	1,441.68	34.59	41.67	0.06
	5	30	949	42,952	8,676	44,971	0	2,592,205	80,391	0.01	1,431.73	31.63	45.26	0.00
	6	33	1,080	46,703	7,831	48,699	0	913,583	73,305	0.04	1,415.24	32.73	43.24	0.00
	7	1	51	1,418	203	1,461	0	902,027	2,470	0.00	1,418.00	51.00	27.80	0.00
	8	0	0	0	0	0	0	0	0	---	---	---	---	---
	9	0	0	0	0	0	0	0	0	---	---	---	---	---

**Table 4A: Summary of Alendronate Use and Subsequent Events in the MSDD between January 1, 2006 and December 31, 2013, by Drug Use and Year-Month**

Year	Month	Users	Dispensings	Days Supplied	Amount Supplied	Days at Risk	Episodes w/ Events	Eligible Members	Member-Years	Users / 1K Eligible Members	Days Supplied/ User	Dispensings / User	Days Supplied/ Dispensing	Episodes w/ Events / 10K Days at Risk
2011	10	0	0	0	0	0	0	0	0	---	---	---	---	---
	11	0	0	0	0	0	0	0	0	---	---	---	---	---
	12	0	0	0	0	0	0	0	0	---	---	---	---	---
	1	0	0	0	0	0	0	0	0	---	---	---	---	---
	2	0	0	0	0	0	0	0	0	---	---	---	---	---
	3	0	0	0	0	0	0	0	0	---	---	---	---	---
	4	0	0	0	0	0	0	0	0	---	---	---	---	---
	5	0	0	0	0	0	0	0	0	---	---	---	---	---
	6	0	0	0	0	0	0	0	0	---	---	---	---	---
	7	0	0	0	0	0	0	0	0	---	---	---	---	---
	8	0	0	0	0	0	0	0	0	---	---	---	---	---
	9	0	0	0	0	0	0	0	0	---	---	---	---	---
2012	10	0	0	0	0	0	0	0	0	---	---	---	---	---
	11	0	0	0	0	0	0	0	0	---	---	---	---	---
	12	0	0	0	0	0	0	0	0	---	---	---	---	---
	1	0	0	0	0	0	0	0	0	---	---	---	---	---
	2	0	0	0	0	0	0	0	0	---	---	---	---	---
	3	0	0	0	0	0	0	0	0	---	---	---	---	---
	4	0	0	0	0	0	0	0	0	---	---	---	---	---
	5	0	0	0	0	0	0	0	0	---	---	---	---	---
	6	0	0	0	0	0	0	0	0	---	---	---	---	---
	7	0	0	0	0	0	0	0	0	---	---	---	---	---
	8	0	0	0	0	0	0	0	0	---	---	---	---	---
	9	0	0	0	0	0	0	0	0	---	---	---	---	---
2013	10	0	0	0	0	0	0	0	0	---	---	---	---	---
	11	0	0	0	0	0	0	0	0	---	---	---	---	---
	12	0	0	0	0	0	0	0	0	---	---	---	---	---
	1	0	0	0	0	0	0	0	0	---	---	---	---	---
	2	0	0	0	0	0	0	0	0	---	---	---	---	---
	3	0	0	0	0	0	0	0	0	---	---	---	---	---
	4	0	0	0	0	0	0	0	0	---	---	---	---	---
	5	0	0	0	0	0	0	0	0	---	---	---	---	---
6	0	0	0	0	0	0	0	0	---	---	---	---	---	
7	0	0	0	0	0	0	0	0	---	---	---	---	---	
8	0	0	0	0	0	0	0	0	---	---	---	---	---	

**Table 4A: Summary of Alendronate Use and Subsequent Events in the MSDD between January 1, 2006 and December 31, 2013, by Drug Use and Year-Month**

Year	Month	Users	Dispensings	Days Supplied	Amount Supplied	Days at Risk	Episodes w/ Events	Eligible Members	Member-Years	Users / 1K Eligible Members	Days Supplied/ User	Dispensings / User	Days Supplied/ Dispensing	Episodes w/ Events / 10K Days at Risk	
	9	0	0	0	0	0	0	0	0	---	---	---	---	---	
	10	0	0	0	0	0	0	0	0	---	---	---	---	---	
	11	0	0	0	0	0	0	0	0	---	---	---	---	---	
	12	0	0	0	0	0	0	0	0	---	---	---	---	---	
<b>Alendronate and Esophageal Cancer; Exposure Extension Period= 0; Minimum Episode Duration=1826</b>															
2006	1	7	351	14,494	20,022	15,083	0	96,209	7,677	0.07	2,070.57	50.14	41.29	0.00	
	2	5	278	11,662	1,663	11,847	0	91,257	6,936	0.05	2,332.40	55.60	41.95	0.00	
	3	3	217	7,799	1,112	8,270	0	91,719	7,721	0.03	2,599.67	72.33	35.94	0.00	
	4	172	8,560	365,238	97,606	379,397	0	1,686,631	136,971	0.10	2,123.48	49.77	42.67	0.00	
	5	146	7,450	318,074	47,735	329,294	0	1,716,072	142,901	0.09	2,178.59	51.03	42.69	0.00	
	6	135	7,128	291,238	49,489	302,228	0	1,730,976	139,103	0.08	2,157.32	52.80	40.86	0.00	
	7	110	5,962	236,945	33,697	246,064	0	1,745,392	143,564	0.06	2,154.05	54.20	39.74	0.00	
	8	115	5,977	248,102	35,349	258,853	0	1,747,396	144,745	0.07	2,157.41	51.97	41.51	0.00	
	9	103	5,427	223,767	33,946	231,773	1	1,763,111	141,512	0.06	2,172.50	52.69	41.23	0.04	
	10	124	5,906	259,794	37,005	270,590	0	1,764,781	147,250	0.07	2,095.11	47.63	43.99	0.00	
	11	89	4,475	183,117	33,233	189,580	0	1,766,319	142,745	0.05	2,057.49	50.28	40.92	0.00	
	12	85	4,331	185,223	32,398	191,545	0	1,773,029	147,869	0.05	2,179.09	50.95	42.77	0.00	
2007	1	120	6,403	254,921	43,688	264,341	0	1,774,443	138,272	0.07	2,124.34	53.36	39.81	0.00	
	2	94	5,029	199,054	28,385	207,360	0	1,643,229	124,504	0.06	2,117.60	53.50	39.58	0.00	
	3	86	4,449	182,682	31,743	189,566	0	1,641,981	137,738	0.05	2,124.21	51.73	41.06	0.00	
	4	83	4,757	177,591	29,271	185,600	0	1,701,234	138,051	0.05	2,139.65	57.31	37.33	0.00	
	5	83	4,185	171,940	29,148	178,299	1	1,712,816	142,847	0.05	2,071.57	50.42	41.08	0.06	
	6	76	3,826	157,302	22,413	163,410	0	1,719,735	138,378	0.04	2,069.76	50.34	41.11	0.00	
	7	66	3,038	141,353	20,152	145,569	0	1,721,141	141,817	0.04	2,141.71	46.03	46.53	0.00	
	8	87	4,129	175,905	25,188	182,696	0	2,262,831	145,068	0.04	2,021.90	47.46	42.60	0.00	
	9	131	6,418	273,686	40,586	282,215	1	2,279,293	183,386	0.06	2,089.21	48.99	42.64	0.04	
	10	119	6,469	249,051	35,406	258,223	0	2,278,507	190,382	0.05	2,092.87	54.36	38.50	0.00	
	11	123	6,319	256,042	37,466	264,875	0	2,285,359	184,440	0.05	2,081.64	51.37	40.52	0.00	
	12	134	7,175	276,582	40,853	287,085	0	2,290,339	191,479	0.06	2,064.04	53.54	38.55	0.00	
2008	1	177	8,435	362,355	51,521	375,070	1	2,295,920	184,178	0.08	2,047.20	47.66	42.96	0.03	
	2	198	10,287	402,231	58,988	418,126	1	2,197,672	171,569	0.09	2,031.47	51.95	39.10	0.02	
	3	182	8,846	369,916	54,314	381,392	1	3,051,775	185,435	0.06	2,032.51	48.60	41.82	0.03	
	4	262	12,638	529,076	78,981	547,220	0	3,041,009	247,013	0.09	2,019.37	48.24	41.86	0.00	
	5	220	10,337	441,847	66,320	457,642	0	3,078,908	256,461	0.07	2,008.40	46.99	42.74	0.00	
	6	202	9,823	399,283	59,746	412,693	0	3,100,617	249,183	0.07	1,976.65	48.63	40.65	0.00	

**Table 4A: Summary of Alendronate Use and Subsequent Events in the MSDD between January 1, 2006 and December 31, 2013, by Drug Use and Year-Month**

Year	Month	Users	Dispensings	Days Supplied	Amount Supplied	Days at Risk	Episodes w/ Events	Eligible Members	Member-Years	Users / 1K Eligible Members	Days Supplied/ User	Dispensings / User	Days Supplied/ Dispensing	Episodes w/ Events / 10K Days at Risk
2009	7	183	8,160	359,039	52,581	372,144	0	3,121,116	258,208	0.06	1,961.96	44.59	44.00	0.00
	8	172	7,969	331,041	47,088	344,184	1	3,114,217	259,950	0.06	1,924.66	46.33	41.54	0.03
	9	200	9,289	384,656	57,980	396,669	0	3,132,984	251,998	0.06	1,923.28	46.45	41.41	0.00
	10	218	9,809	413,023	60,273	427,243	0	3,135,293	261,584	0.07	1,894.60	45.00	42.11	0.00
	11	191	8,162	355,870	52,149	368,034	0	3,139,289	253,505	0.06	1,863.19	42.73	43.60	0.00
	12	181	8,184	332,748	51,105	344,112	0	3,147,798	262,306	0.06	1,838.39	45.22	40.66	0.00
	1	321	14,192	583,793	88,035	602,265	0	3,142,348	229,664	0.10	1,818.67	44.21	41.14	0.00
	2	109	4,752	201,143	30,121	208,415	0	2,718,910	159,549	0.04	1,845.35	43.60	42.33	0.00
	3	97	4,112	176,421	25,078	182,427	0	2,078,920	173,935	0.05	1,818.77	42.39	42.90	0.00
	4	92	3,782	164,294	24,850	170,888	0	2,166,615	175,031	0.04	1,785.80	41.11	43.44	0.00
	5	20	799	36,106	5,131	37,303	0	2,148,875	64,880	0.01	1,805.30	39.95	45.19	0.00
	6	19	705	33,787	4,821	34,869	1	736,571	59,151	0.03	1,778.26	37.11	47.92	0.29
7	2	123	3,522	500	3,652	0	728,127	1,994	0.00	1,761.00	61.50	28.63	0.00	
8	0	0	0	0	0	0	0	0	---	---	---	---	---	
9	0	0	0	0	0	0	0	0	---	---	---	---	---	
10	0	0	0	0	0	0	0	0	---	---	---	---	---	
11	0	0	0	0	0	0	0	0	---	---	---	---	---	
12	0	0	0	0	0	0	0	0	---	---	---	---	---	
2010	1	0	0	0	0	0	0	0	0	---	---	---	---	---
	2	0	0	0	0	0	0	0	0	---	---	---	---	---
	3	0	0	0	0	0	0	0	0	---	---	---	---	---
	4	0	0	0	0	0	0	0	0	---	---	---	---	---
	5	0	0	0	0	0	0	0	0	---	---	---	---	---
	6	0	0	0	0	0	0	0	0	---	---	---	---	---
	7	0	0	0	0	0	0	0	0	---	---	---	---	---
	8	0	0	0	0	0	0	0	0	---	---	---	---	---
	9	0	0	0	0	0	0	0	0	---	---	---	---	---
	10	0	0	0	0	0	0	0	0	---	---	---	---	---
	11	0	0	0	0	0	0	0	0	---	---	---	---	---
	12	0	0	0	0	0	0	0	0	---	---	---	---	---
2011	1	0	0	0	0	0	0	0	0	---	---	---	---	---
	2	0	0	0	0	0	0	0	0	---	---	---	---	---
	3	0	0	0	0	0	0	0	0	---	---	---	---	---
	4	0	0	0	0	0	0	0	0	---	---	---	---	---
	5	0	0	0	0	0	0	0	0	---	---	---	---	---

**Table 4A: Summary of Alendronate Use and Subsequent Events in the MSDD between January 1, 2006 and December 31, 2013, by Drug Use and Year-Month**

Year	Month	Users	Dispensings	Days Supplied	Amount Supplied	Days at Risk	Episodes w/ Events	Eligible Members	Member-Years	Users / 1K Eligible Members	Days Supplied/ User	Dispensings / User	Days Supplied/ Dispensing	Episodes w/ Events / 10K Days at Risk
	6	0	0	0	0	0	0	0	0	---	---	---	---	---
	7	0	0	0	0	0	0	0	0	---	---	---	---	---
	8	0	0	0	0	0	0	0	0	---	---	---	---	---
	9	0	0	0	0	0	0	0	0	---	---	---	---	---
	10	0	0	0	0	0	0	0	0	---	---	---	---	---
	11	0	0	0	0	0	0	0	0	---	---	---	---	---
	12	0	0	0	0	0	0	0	0	---	---	---	---	---
2012	1	0	0	0	0	0	0	0	0	---	---	---	---	---
	2	0	0	0	0	0	0	0	0	---	---	---	---	---
	3	0	0	0	0	0	0	0	0	---	---	---	---	---
	4	0	0	0	0	0	0	0	0	---	---	---	---	---
	5	0	0	0	0	0	0	0	0	---	---	---	---	---
	6	0	0	0	0	0	0	0	0	---	---	---	---	---
	7	0	0	0	0	0	0	0	0	---	---	---	---	---
	8	0	0	0	0	0	0	0	0	---	---	---	---	---
	9	0	0	0	0	0	0	0	0	---	---	---	---	---
	10	0	0	0	0	0	0	0	0	---	---	---	---	---
	11	0	0	0	0	0	0	0	0	---	---	---	---	---
	12	0	0	0	0	0	0	0	0	---	---	---	---	---
2013	1	0	0	0	0	0	0	0	0	---	---	---	---	---
	2	0	0	0	0	0	0	0	0	---	---	---	---	---
	3	0	0	0	0	0	0	0	0	---	---	---	---	---
	4	0	0	0	0	0	0	0	0	---	---	---	---	---
	5	0	0	0	0	0	0	0	0	---	---	---	---	---
	6	0	0	0	0	0	0	0	0	---	---	---	---	---
	7	0	0	0	0	0	0	0	0	---	---	---	---	---
	8	0	0	0	0	0	0	0	0	---	---	---	---	---
	9	0	0	0	0	0	0	0	0	---	---	---	---	---
	10	0	0	0	0	0	0	0	0	---	---	---	---	---
	11	0	0	0	0	0	0	0	0	---	---	---	---	---
	12	0	0	0	0	0	0	0	0	---	---	---	---	---

<b>Alendronate and Esophageal Cancer; Exposure Extension Period=183; Minimum Episode Duration=1</b>														
2006	1	820	4,606	184,607	49,721	267,533	0	237,401	19,835	3.45	225.13	5.62	40.08	0.00
	2	645	3,124	127,141	18,888	195,717	2	235,688	17,959	2.74	197.12	4.84	40.70	0.10



**Table 4A: Summary of Alendronate Use and Subsequent Events in the MSDD between January 1, 2006 and December 31, 2013, by Drug Use and Year-Month**

Year	Month	Users	Dispensings	Days Supplied	Amount Supplied	Days at Risk	Episodes w/ Events	Eligible Members	Member-Years	Users / 1K Eligible Members	Days Supplied/ User	Dispensings / User	Days Supplied/ Dispensing	Episodes w/ Events / 10K Days at Risk
	3	710	3,500	132,470	20,727	212,142	0	237,734	19,995	2.99	186.58	4.93	37.85	0.00
	4	9,751	65,433	2,687,718	557,064	3,849,465	3	4,468,219	365,036	2.18	275.64	6.71	41.08	0.01
	5	9,046	57,005	2,260,734	409,170	3,327,719	2	4,542,400	378,605	1.99	249.92	6.30	39.66	0.01
	6	8,321	54,801	2,147,083	460,031	3,124,500	2	4,548,215	366,191	1.83	258.03	6.59	39.18	0.01
	7	7,068	47,448	1,899,486	377,544	2,721,138	2	4,549,241	378,752	1.55	268.74	6.71	40.03	0.01
	8	7,627	52,390	2,038,735	390,726	2,941,138	1	4,588,806	381,294	1.66	267.30	6.87	38.91	0.00
	9	6,635	45,615	1,763,684	365,982	2,541,078	4	4,624,020	372,001	1.43	265.82	6.87	38.66	0.02
	10	6,550	44,773	1,780,875	354,459	2,560,415	2	4,628,779	387,212	1.42	271.89	6.84	39.78	0.01
	11	5,817	40,731	1,573,358	324,789	2,257,408	3	4,642,528	375,546	1.25	270.48	7.00	38.63	0.01
	12	5,132	35,215	1,366,290	242,089	1,964,968	1	4,668,056	390,182	1.10	266.23	6.86	38.80	0.01
2007	1	5,727	45,258	1,723,886	367,498	2,439,527	3	4,445,299	371,635	1.29	301.01	7.90	38.09	0.01
	2	4,910	38,562	1,480,325	285,331	2,107,575	5	4,393,643	335,330	1.12	301.49	7.85	38.39	0.02
	3	4,709	36,582	1,403,556	281,609	1,990,768	0	4,399,032	371,471	1.07	298.06	7.77	38.37	0.00
	4	4,749	35,744	1,375,673	278,502	1,971,026	1	4,647,136	379,937	1.02	289.68	7.53	38.49	0.01
	5	4,544	34,469	1,330,031	256,014	1,884,676	1	4,713,187	394,143	0.96	292.70	7.59	38.59	0.01
	6	4,125	30,104	1,169,651	216,700	1,674,371	2	4,737,662	382,036	0.87	283.55	7.30	38.85	0.01
	7	4,042	28,637	1,131,435	233,470	1,626,922	1	4,704,731	393,341	0.86	279.92	7.08	39.51	0.01
	8	4,325	31,897	1,230,763	224,512	1,763,085	1	6,242,546	402,732	0.69	284.57	7.38	38.59	0.01
	9	7,235	48,980	1,898,329	315,585	2,751,972	4	6,287,120	506,353	1.15	262.38	6.77	38.76	0.01
	10	7,789	54,115	2,013,151	338,402	2,937,630	3	6,286,755	526,352	1.24	258.46	6.95	37.20	0.01
	11	7,164	49,295	1,877,228	351,648	2,730,918	3	6,307,653	510,252	1.14	262.04	6.88	38.08	0.01
	12	6,269	47,466	1,783,545	303,288	2,519,314	2	6,338,377	529,848	0.99	284.50	7.57	37.58	0.01
2008	1	8,191	67,164	2,565,682	422,926	3,584,484	3	6,065,704	507,243	1.35	313.23	8.20	38.20	0.01
	2	7,472	61,750	2,339,574	378,752	3,274,198	2	6,048,114	474,373	1.24	313.11	8.26	37.89	0.01
	3	8,418	68,656	2,694,084	436,539	3,743,802	4	9,563,899	515,540	0.88	320.04	8.16	39.24	0.01
	4	16,099	107,909	4,677,047	802,509	6,573,468	5	9,430,435	771,506	1.71	290.52	6.70	43.34	0.01
	5	14,045	91,344	3,786,833	591,196	5,446,364	4	9,589,089	799,346	1.46	269.62	6.50	41.46	0.01
	6	13,081	84,732	3,494,827	535,185	5,040,118	4	9,625,039	774,351	1.36	267.17	6.48	41.25	0.01
	7	12,569	81,033	3,330,712	593,784	4,807,619	8	9,616,781	801,776	1.31	264.99	6.45	41.10	0.02
	8	11,158	72,560	2,946,297	501,068	4,249,380	8	9,640,435	805,460	1.16	264.05	6.50	40.60	0.02
	9	10,801	72,678	2,928,740	476,272	4,186,681	4	9,717,864	780,899	1.11	271.15	6.73	40.30	0.01
	10	11,561	73,763	2,960,723	494,209	4,296,429	6	9,722,974	813,042	1.19	256.10	6.38	40.14	0.01
	11	10,063	64,663	2,596,295	422,405	3,756,787	7	9,739,437	787,565	1.03	258.00	6.43	40.15	0.02
	12	10,333	64,759	2,589,340	429,080	3,756,148	5	9,789,627	816,971	1.06	250.59	6.27	39.98	0.01
2009	1	12,056	101,453	4,003,448	613,820	5,504,142	5	9,022,487	754,460	1.34	332.07	8.42	39.46	0.01

**Table 4A: Summary of Alendronate Use and Subsequent Events in the MSDD between January 1, 2006 and December 31, 2013, by Drug Use and Year-Month**

Year	Month	Users	Dispensings	Days Supplied	Amount Supplied	Days at Risk	Episodes w/ Events	Eligible Members	Member-Years	Users / 1K Eligible Members	Days Supplied/ User	Dispensings / User	Days Supplied/ Dispensing	Episodes w/ Events / 10K Days at Risk
	2	11,181	90,045	3,577,573	544,713	4,945,938	7	8,881,719	678,444	1.26	319.97	8.05	39.73	0.01
	3	10,644	77,879	3,119,883	481,967	4,429,382	9	8,840,957	747,551	1.20	293.11	7.32	40.06	0.02
	4	11,092	73,245	3,089,887	493,026	4,424,317	3	9,462,986	774,629	1.17	278.57	6.60	42.19	0.01
	5	10,024	66,788	2,725,447	428,418	3,934,493	2	9,603,047	801,495	1.04	271.89	6.66	40.81	0.01
	6	10,089	63,855	2,680,021	405,967	3,881,070	8	9,642,327	777,613	1.05	265.64	6.33	41.97	0.02
	7	9,843	62,688	2,547,862	412,047	3,722,448	8	9,592,976	802,687	1.03	258.85	6.37	40.64	0.02
	8	9,187	58,305	2,313,631	355,168	3,400,727	0	9,597,678	803,441	0.96	251.84	6.35	39.68	0.00
	9	8,740	54,664	2,201,472	344,085	3,220,254	4	9,648,258	777,420	0.91	251.88	6.25	40.27	0.01
	10	8,946	53,340	2,164,108	346,259	3,198,105	5	9,622,274	805,939	0.93	241.91	5.96	40.57	0.02
	11	7,967	47,676	1,867,629	297,818	2,788,630	1	9,630,063	780,390	0.83	234.42	5.98	39.17	0.00
	12	8,422	48,953	1,950,860	307,674	2,900,445	1	9,666,334	808,249	0.87	231.64	5.81	39.85	0.00
2010	1	7,791	50,379	2,049,025	312,961	3,034,842	5	8,743,697	733,119	0.89	263.00	6.47	40.67	0.02
	2	7,107	46,070	1,838,465	281,664	2,730,139	5	8,622,093	658,786	0.82	258.68	6.48	39.91	0.02
	3	6,953	44,186	1,760,631	274,557	2,629,718	3	8,584,697	726,185	0.81	253.22	6.35	39.85	0.01
	4	8,080	48,088	2,061,328	321,079	3,041,569	8	9,297,607	761,330	0.87	255.11	5.95	42.87	0.03
	5	7,661	46,169	1,956,554	296,579	2,891,694	4	9,393,529	785,104	0.82	255.39	6.03	42.38	0.01
	6	7,867	45,856	1,941,513	312,515	2,905,352	2	9,422,808	760,339	0.83	246.79	5.83	42.34	0.01
	7	7,233	42,323	1,773,658	282,753	2,642,640	1	9,352,724	783,364	0.77	245.22	5.85	41.91	0.00
	8	7,268	41,908	1,758,335	270,903	2,609,937	2	9,340,452	782,207	0.78	241.93	5.77	41.96	0.01
	9	6,775	37,565	1,544,238	236,750	2,336,742	4	9,375,519	756,273	0.72	227.93	5.54	41.11	0.02
	10	6,806	37,697	1,549,218	243,219	2,334,568	2	9,338,154	782,632	0.73	227.63	5.54	41.10	0.01
	11	6,344	35,757	1,457,512	218,889	2,194,079	2	9,347,202	757,294	0.68	229.75	5.64	40.76	0.01
	12	5,961	32,929	1,321,611	201,711	2,001,726	1	9,380,899	785,015	0.64	221.71	5.52	40.14	0.00
2011	1	6,103	37,954	1,600,718	243,517	2,361,904	0	8,475,423	710,309	0.72	262.28	6.22	42.18	0.00
	2	5,667	35,558	1,444,572	214,140	2,149,035	1	8,367,282	639,693	0.68	254.91	6.27	40.63	0.00
	3	6,266	37,608	1,563,881	231,366	2,347,191	3	8,366,059	707,747	0.75	249.58	6.00	41.58	0.01
	4	7,677	42,348	1,837,406	274,387	2,773,702	2	9,047,659	740,929	0.85	239.34	5.52	43.39	0.01
	5	7,145	37,575	1,614,869	248,312	2,480,273	2	9,142,454	765,733	0.78	226.01	5.26	42.98	0.01
	6	6,634	34,486	1,492,792	225,417	2,276,617	2	9,145,300	740,654	0.73	225.02	5.20	43.29	0.01
	7	5,830	30,940	1,330,985	198,516	2,015,574	4	9,066,698	759,265	0.64	228.30	5.31	43.02	0.02
	8	6,277	32,819	1,396,137	207,558	2,112,695	1	9,075,446	759,583	0.69	222.42	5.23	42.54	0.00
	9	5,584	29,081	1,211,067	178,616	1,841,145	1	9,133,885	735,666	0.61	216.88	5.21	41.64	0.01
	10	5,484	27,760	1,170,493	175,541	1,788,728	2	9,126,730	764,308	0.60	213.44	5.06	42.16	0.01
	11	5,231	26,605	1,107,562	163,115	1,675,342	1	9,153,053	741,040	0.57	211.73	5.09	41.63	0.01
	12	5,158	25,216	1,050,730	159,834	1,612,693	1	9,200,855	768,826	0.56	203.71	4.89	41.67	0.01

**Table 4A: Summary of Alendronate Use and Subsequent Events in the MSDD between January 1, 2006 and December 31, 2013, by Drug Use and Year-Month**

Year	Month	Users	Dispensings	Days Supplied	Amount Supplied	Days at Risk	Episodes w/ Events	Eligible Members	Member-Years	Users / 1K Eligible Members	Days Supplied/ User	Dispensings / User	Days Supplied/ Dispensing	Episodes w/ Events / 10K Days at Risk
2012	1	5,316	29,712	1,241,522	182,873	1,864,586	0	8,373,097	701,417	0.63	233.54	5.59	41.79	0.00
	2	5,085	27,314	1,145,502	171,111	1,730,253	2	8,363,326	655,788	0.61	225.27	5.37	41.94	0.01
	3	4,944	25,307	1,070,415	157,635	1,657,084	0	9,071,445	701,716	0.55	216.51	5.12	42.30	0.00
	4	6,023	28,878	1,278,840	190,723	1,959,669	2	8,959,179	733,846	0.67	212.33	4.79	44.28	0.01
	5	5,728	26,387	1,161,622	176,510	1,802,912	4	9,057,810	758,408	0.63	202.80	4.61	44.02	0.02
	6	4,981	23,134	1,021,169	152,010	1,559,842	3	9,057,900	733,822	0.55	205.01	4.64	44.14	0.02
	7	4,656	20,310	881,860	133,252	1,390,176	2	8,987,874	752,722	0.52	189.40	4.36	43.42	0.01
	8	5,038	22,191	951,596	145,268	1,485,425	2	9,000,785	753,659	0.56	188.88	4.40	42.88	0.01
	9	4,352	18,709	793,992	118,977	1,232,879	2	9,073,146	729,821	0.48	182.44	4.30	42.44	0.02
	10	5,034	21,132	914,083	135,953	1,422,659	3	9,067,904	759,745	0.56	181.58	4.20	43.26	0.02
	11	4,606	19,353	811,340	120,845	1,255,318	1	9,090,320	736,089	0.51	176.15	4.20	41.92	0.01
	12	4,213	17,468	735,605	109,910	1,132,690	2	9,125,195	763,746	0.46	174.60	4.15	42.11	0.02
2013	1	4,334	18,665	785,277	116,865	1,223,143	0	8,453,803	708,622	0.51	181.19	4.31	42.07	0.00
	2	3,975	16,866	702,682	103,936	1,085,666	0	8,344,029	638,011	0.48	176.78	4.24	41.66	0.00
	3	3,990	16,412	678,522	101,664	1,056,592	0	8,340,215	705,726	0.48	170.06	4.11	41.34	0.00
	4	5,523	20,244	858,878	129,012	1,371,588	1	9,070,273	743,043	0.61	155.51	3.67	42.43	0.01
	5	5,266	18,050	771,120	114,474	1,234,973	1	9,163,187	767,847	0.57	146.43	3.43	42.72	0.01
	6	4,531	15,004	629,348	95,206	994,906	0	9,169,962	742,685	0.49	138.90	3.31	41.95	0.00
	7	4,834	15,315	623,328	93,637	982,894	2	9,135,321	765,396	0.53	128.95	3.17	40.70	0.02
	8	4,915	14,404	580,912	87,793	891,342	0	9,140,717	765,912	0.54	118.19	2.93	40.33	0.00
	9	4,559	12,342	484,978	74,596	732,914	1	9,295,714	741,643	0.49	106.38	2.71	39.29	0.01
	10	5,343	13,534	511,208	82,029	737,590	1	9,287,519	778,451	0.58	95.68	2.53	37.77	0.01
	11	4,523	9,698	366,820	60,689	510,696	0	9,300,812	753,710	0.49	81.10	2.14	37.82	0.00
	12	4,205	7,983	268,614	40,723	367,051	1	9,307,516	778,486	0.45	63.88	1.90	33.65	0.03
<b>Alendronate and Esophageal Cancer; Exposure Extension Period=183; Minimum Episode Duration=730</b>														
2006	1	53	1,498	62,674	26,894	71,207	0	152,352	11,885	0.35	1,182.53	28.26	41.84	0.00
	2	41	1,065	45,587	6,500	51,882	0	141,608	10,745	0.29	1,111.88	25.98	42.80	0.00
	3	48	1,451	50,188	7,448	59,779	0	142,766	11,943	0.34	1,045.58	30.23	34.59	0.00
	4	1,348	36,933	1,536,001	321,273	1,761,051	2	3,007,929	244,014	0.45	1,139.47	27.40	41.59	0.01
	5	1,059	30,355	1,227,302	212,779	1,401,805	1	3,064,422	253,859	0.35	1,158.93	28.66	40.43	0.01
	6	1,054	30,335	1,194,718	257,524	1,372,488	2	3,083,392	246,838	0.34	1,133.51	28.78	39.38	0.01
	7	958	26,942	1,081,402	186,128	1,243,888	0	3,104,523	256,070	0.31	1,128.81	28.12	40.14	0.00
	8	1,088	30,183	1,188,690	202,243	1,375,515	1	3,121,780	258,164	0.35	1,092.55	27.74	39.38	0.01
	9	1,017	28,154	1,084,528	211,737	1,258,300	2	3,150,594	252,353	0.32	1,066.40	27.68	38.52	0.02
	10	1,030	28,240	1,126,793	199,449	1,305,651	0	3,157,196	262,764	0.33	1,093.97	27.42	39.90	0.00

**Table 4A: Summary of Alendronate Use and Subsequent Events in the MSDD between January 1, 2006 and December 31, 2013, by Drug Use and Year-Month**

Year	Month	Users	Dispensings	Days Supplied	Amount Supplied	Days at Risk	Episodes w/ Events	Eligible Members	Member-Years	Users / 1K Eligible Members	Days Supplied/ User	Dispensings / User	Days Supplied/ Dispensing	Episodes w/ Events / 10K Days at Risk
	11	959	26,070	1,024,262	195,998	1,188,929	0	3,163,773	254,874	0.30	1,068.05	27.18	39.29	0.00
	12	833	23,153	896,758	143,654	1,032,778	0	3,176,795	264,360	0.26	1,076.54	27.79	38.73	0.00
2007	1	1,072	31,151	1,189,104	238,148	1,382,792	1	3,183,011	248,432	0.34	1,109.24	29.06	38.17	0.01
	2	921	25,873	1,008,475	169,642	1,172,963	2	2,952,453	223,047	0.31	1,094.98	28.09	38.98	0.02
	3	923	25,043	992,321	162,328	1,153,410	1	2,943,686	246,157	0.31	1,075.10	27.13	39.62	0.01
	4	920	25,197	993,441	178,458	1,151,024	1	3,088,978	249,709	0.30	1,079.83	27.39	39.43	0.01
	5	896	24,419	968,103	175,072	1,119,014	1	3,113,126	258,629	0.29	1,080.47	27.25	39.65	0.01
	6	817	21,785	876,517	136,954	1,018,100	0	3,123,607	250,618	0.26	1,072.85	26.66	40.23	0.00
	7	832	21,191	874,940	168,488	1,020,481	0	3,129,705	258,861	0.27	1,051.61	25.47	41.29	0.00
	8	886	23,735	943,001	151,145	1,101,316	0	4,071,947	264,548	0.22	1,064.34	26.79	39.73	0.00
	9	1,180	32,013	1,287,573	191,105	1,479,406	2	4,103,392	329,371	0.29	1,091.16	27.13	40.22	0.01
	10	1,321	36,209	1,400,772	214,580	1,621,861	0	4,107,028	341,481	0.32	1,060.39	27.41	38.69	0.00
	11	1,241	33,860	1,334,611	227,542	1,543,904	0	4,107,538	330,698	0.30	1,075.43	27.28	39.42	0.00
	12	1,272	35,617	1,385,091	220,244	1,594,788	1	4,119,976	343,222	0.31	1,088.91	28.00	38.89	0.01
2008	1	1,890	50,275	2,025,806	308,272	2,352,528	2	4,129,503	323,471	0.46	1,071.86	26.60	40.29	0.01
	2	1,661	45,877	1,807,436	289,832	2,092,353	1	3,864,033	300,816	0.43	1,088.16	27.62	39.40	0.00
	3	1,882	49,503	2,027,775	326,020	2,338,115	2	5,747,179	325,644	0.33	1,077.46	26.30	40.96	0.01
	4	2,774	65,690	2,909,571	498,813	3,357,593	1	5,721,516	461,844	0.48	1,048.87	23.68	44.29	0.00
	5	2,258	55,264	2,357,370	353,040	2,725,161	1	5,779,885	477,364	0.39	1,044.01	24.47	42.66	0.00
	6	2,135	52,275	2,210,830	344,977	2,555,728	0	5,795,406	463,361	0.37	1,035.52	24.48	42.29	0.00
	7	2,098	50,402	2,130,345	381,813	2,475,723	0	5,819,322	479,089	0.36	1,015.42	24.02	42.27	0.00
	8	1,934	46,230	1,946,907	320,258	2,265,780	3	5,796,428	480,518	0.33	1,006.67	23.90	42.11	0.01
	9	1,999	49,059	2,034,483	333,493	2,356,612	2	5,834,768	465,862	0.34	1,017.75	24.54	41.47	0.01
	10	1,939	47,247	1,967,805	317,148	2,276,925	1	5,836,605	483,630	0.33	1,014.86	24.37	41.65	0.00
	11	1,738	41,682	1,770,722	278,084	2,044,062	4	5,828,091	468,850	0.30	1,018.83	23.98	42.48	0.02
	12	1,817	43,579	1,825,067	295,680	2,110,884	2	5,850,063	486,454	0.31	1,004.44	23.98	41.88	0.01
2009	1	2,728	70,853	2,862,417	433,923	3,303,126	2	5,857,559	446,110	0.47	1,049.27	25.97	40.40	0.01
	2	2,387	59,468	2,456,611	383,736	2,839,222	4	5,303,554	401,114	0.45	1,029.16	24.91	41.31	0.01
	3	2,065	50,628	2,116,936	317,522	2,445,982	2	5,295,372	443,910	0.39	1,025.15	24.52	41.81	0.01
	4	1,936	45,165	1,980,499	299,118	2,286,515	1	5,650,446	457,927	0.34	1,022.99	23.33	43.85	0.00
	5	1,780	42,917	1,805,257	274,244	2,078,473	0	5,714,240	474,369	0.31	1,014.19	24.11	42.06	0.00
	6	1,816	41,173	1,816,526	270,743	2,093,627	2	5,747,779	460,609	0.32	1,000.29	22.67	44.12	0.01
	7	1,702	40,196	1,712,678	255,620	1,968,110	1	5,753,124	474,511	0.30	1,006.27	23.62	42.61	0.01
	8	1,625	38,716	1,596,029	233,776	1,845,231	1	5,708,962	474,812	0.28	982.17	23.83	41.22	0.01
	9	1,582	36,516	1,543,187	236,650	1,782,788	1	5,746,578	459,758	0.28	975.47	23.08	42.26	0.01

**Table 4A: Summary of Alendronate Use and Subsequent Events in the MSDD between January 1, 2006 and December 31, 2013, by Drug Use and Year-Month**

Year	Month	Users	Dispensings	Days Supplied	Amount Supplied	Days at Risk	Episodes w/ Events	Eligible Members	Member-Years	Users / 1K Eligible Members	Days Supplied/ User	Dispensings / User	Days Supplied/ Dispensing	Episodes w/ Events / 10K Days at Risk
2010	10	1,548	35,188	1,521,124	229,186	1,747,346	0	5,745,739	477,537	0.27	982.64	22.73	43.23	0.00
	11	1,358	31,710	1,305,012	198,041	1,508,353	1	5,741,460	462,870	0.24	960.98	23.35	41.15	0.01
	12	1,430	33,252	1,397,290	204,142	1,600,707	1	5,766,191	479,586	0.25	977.13	23.25	42.02	0.01
	1	1,512	34,569	1,463,791	219,694	1,690,792	1	5,765,975	441,992	0.26	968.12	22.86	42.34	0.01
	2	1,315	30,658	1,280,010	185,641	1,465,302	3	5,246,607	397,331	0.25	973.39	23.31	41.75	0.02
	3	1,344	30,560	1,283,821	186,644	1,482,932	1	5,238,872	438,798	0.26	955.22	22.74	42.01	0.01
	4	1,408	30,157	1,344,235	198,480	1,538,205	2	5,676,866	460,378	0.25	954.71	21.42	44.57	0.01
	5	1,423	30,480	1,343,212	198,904	1,536,425	2	5,739,834	476,729	0.25	943.93	21.42	44.07	0.01
	6	1,412	30,330	1,331,993	201,796	1,525,370	0	5,768,937	462,443	0.24	943.34	21.48	43.92	0.00
	7	1,261	27,606	1,193,770	181,350	1,360,687	1	5,768,945	476,236	0.22	946.69	21.89	43.24	0.01
	8	1,343	28,317	1,250,343	186,294	1,421,450	0	5,720,332	476,360	0.23	931.01	21.08	44.16	0.00
	9	1,166	24,818	1,064,451	161,074	1,216,377	1	5,750,525	461,136	0.20	912.91	21.28	42.89	0.01
2011	10	1,214	25,888	1,125,875	171,404	1,275,642	0	5,745,401	478,272	0.21	927.41	21.32	43.49	0.00
	11	1,170	24,991	1,053,657	156,931	1,197,623	2	5,745,189	462,950	0.20	900.56	21.36	42.16	0.02
	12	1,081	23,010	965,843	143,208	1,097,115	1	5,757,769	479,799	0.19	893.47	21.29	41.97	0.01
	1	1,248	26,407	1,138,447	171,342	1,281,277	0	5,760,398	454,012	0.22	912.22	21.16	43.11	0.00
	2	1,095	23,925	980,690	148,122	1,112,854	0	5,381,486	407,091	0.20	895.61	21.85	40.99	0.00
	3	1,210	24,994	1,074,074	155,780	1,208,904	2	5,368,137	450,148	0.23	887.66	20.66	42.97	0.02
	4	1,254	24,896	1,092,637	161,222	1,227,145	0	5,764,436	467,586	0.22	871.32	19.85	43.89	0.00
	5	1,174	23,135	1,007,330	155,591	1,128,232	0	5,805,322	483,685	0.20	858.03	19.71	43.54	0.00
	6	1,106	20,819	932,415	139,697	1,042,199	0	5,814,117	468,215	0.19	843.05	18.82	44.79	0.00
	7	1,042	19,586	865,243	125,480	963,821	0	5,816,179	482,448	0.18	830.37	18.80	44.18	0.00
	8	1,134	21,111	921,999	135,013	1,024,017	0	5,801,044	482,986	0.20	813.05	18.62	43.67	0.00
	9	1,014	19,270	811,951	117,823	896,948	0	5,846,067	467,905	0.17	800.74	19.00	42.14	0.00
2012	10	1,021	17,750	793,814	119,825	875,619	0	5,846,931	486,471	0.17	777.49	17.38	44.72	0.00
	11	985	17,536	750,003	110,990	822,341	0	5,848,760	471,329	0.17	761.42	17.80	42.77	0.00
	12	955	16,949	706,335	105,889	774,049	0	5,872,260	487,014	0.16	739.62	17.75	41.67	0.00
	1	1,087	18,264	787,915	116,658	858,010	0	5,852,791	423,099	0.19	724.85	16.80	43.14	0.00
	2	561	10,382	417,997	61,326	454,389	0	5,007,506	293,045	0.11	745.09	18.51	40.26	0.00
	3	493	8,950	357,039	51,514	388,462	0	3,888,463	304,638	0.13	724.22	18.15	39.89	0.00
	4	467	7,890	328,636	47,041	357,400	0	3,847,179	310,400	0.12	703.72	16.90	41.65	0.00
	5	152	2,484	108,048	15,907	116,982	1	3,831,091	126,935	0.04	710.84	16.34	43.50	0.09
	6	153	2,488	104,247	15,248	113,973	1	1,458,370	116,646	0.10	681.35	16.26	41.90	0.09
	7	1	9	715	102	730	0	1,436,731	3,934	0.00	715.00	9.00	79.44	0.00
	8	0	0	0	0	0	0	0	0	---	---	---	---	---

**Table 4A: Summary of Alendronate Use and Subsequent Events in the MSDD between January 1, 2006 and December 31, 2013, by Drug Use and Year-Month**

Year	Month	Users	Dispensings	Days Supplied	Amount Supplied	Days at Risk	Episodes w/ Events	Eligible Members	Member-Years	Users / 1K Eligible Members	Days Supplied/ User	Dispensings / User	Days Supplied/ Dispensing	Episodes w/ Events / 10K Days at Risk
2013	9	0	0	0	0	0	0	0	0	---	---	---	---	---
	10	0	0	0	0	0	0	0	0	---	---	---	---	---
	11	0	0	0	0	0	0	0	0	---	---	---	---	---
	12	0	0	0	0	0	0	0	0	---	---	---	---	---
	1	0	0	0	0	0	0	0	0	---	---	---	---	---
	2	0	0	0	0	0	0	0	0	---	---	---	---	---
	3	0	0	0	0	0	0	0	0	---	---	---	---	---
	4	0	0	0	0	0	0	0	0	---	---	---	---	---
	5	0	0	0	0	0	0	0	0	---	---	---	---	---
	6	0	0	0	0	0	0	0	0	---	---	---	---	---
	7	0	0	0	0	0	0	0	0	---	---	---	---	---
	8	0	0	0	0	0	0	0	0	---	---	---	---	---
	9	0	0	0	0	0	0	0	0	---	---	---	---	---
	10	0	0	0	0	0	0	0	0	---	---	---	---	---
	11	0	0	0	0	0	0	0	0	---	---	---	---	---
	12	0	0	0	0	0	0	0	0	---	---	---	---	---
<b>Alendronate and Esophageal Cancer; Exposure Extension Period=183; Minimum Episode Duration=1461</b>														
2006	1	18	745	31,583	22,462	34,625	0	109,148	8,829	0.16	1,754.61	41.39	42.39	0.00
	2	10	495	19,749	2,818	21,193	0	105,086	7,994	0.10	1,974.90	49.50	39.90	0.00
	3	12	622	20,462	2,916	23,507	0	105,934	8,905	0.11	1,705.17	51.83	32.90	0.00
	4	424	17,537	742,550	166,014	826,417	0	2,009,996	162,930	0.21	1,751.30	41.36	42.34	0.00
	5	344	14,985	613,634	94,057	679,654	0	2,042,379	169,865	0.17	1,783.82	43.56	40.95	0.00
	6	318	13,940	563,293	122,752	622,498	2	2,058,973	165,083	0.15	1,771.36	43.84	40.41	0.03
	7	303	13,061	523,581	81,008	582,914	0	2,072,347	170,924	0.15	1,727.99	43.11	40.09	0.00
	8	305	12,857	523,446	96,337	587,410	1	2,081,521	172,209	0.15	1,716.22	42.15	40.71	0.02
	9	270	11,930	470,209	70,441	524,688	2	2,099,238	168,266	0.13	1,741.51	44.19	39.41	0.04
	10	305	12,844	524,001	83,341	586,001	0	2,100,519	174,843	0.15	1,718.04	42.11	40.80	0.00
	11	267	10,797	444,779	84,381	496,983	0	2,099,091	169,507	0.13	1,665.84	40.44	41.19	0.00
	12	225	9,730	393,213	64,602	434,270	0	2,107,648	175,822	0.11	1,747.61	43.24	40.41	0.00
2007	1	321	14,124	548,012	116,367	615,871	1	2,112,261	168,297	0.15	1,707.20	44.00	38.80	0.02
	2	260	11,111	442,347	64,736	498,031	1	2,002,401	151,885	0.13	1,701.33	42.73	39.81	0.02
	3	241	10,151	411,421	65,768	459,473	0	2,004,088	168,178	0.12	1,707.14	42.12	40.53	0.00
	4	247	10,415	416,247	67,660	463,768	0	2,090,771	169,753	0.12	1,685.21	42.17	39.97	0.00
	5	235	9,898	399,994	66,665	443,784	1	2,108,259	175,889	0.11	1,702.10	42.12	40.41	0.02
	6	217	8,887	363,860	51,940	407,381	0	2,120,336	170,681	0.10	1,676.77	40.95	40.94	0.00

**Table 4A: Summary of Alendronate Use and Subsequent Events in the MSDD between January 1, 2006 and December 31, 2013, by Drug Use and Year-Month**

Year	Month	Users	Dispensings	Days Supplied	Amount Supplied	Days at Risk	Episodes w/ Events	Eligible Members	Member-Years	Users / 1K Eligible Members	Days Supplied/ User	Dispensings / User	Days Supplied/ Dispensing	Episodes w/ Events / 10K Days at Risk
	7	217	8,144	361,785	67,391	402,648	0	2,126,861	175,702	0.10	1,667.21	37.53	44.42	0.00
	8	248	9,988	410,380	59,911	456,698	0	2,748,255	179,678	0.09	1,654.76	40.27	41.09	0.00
	9	320	13,388	551,829	82,936	605,119	1	2,769,685	222,767	0.12	1,724.47	41.84	41.22	0.02
	10	323	14,208	548,506	81,757	607,093	0	2,771,336	231,308	0.12	1,698.16	43.99	38.61	0.00
	11	327	13,731	554,767	81,537	611,225	0	2,777,854	224,175	0.12	1,696.54	41.99	40.40	0.00
	12	373	16,370	626,693	92,409	693,271	1	2,785,839	232,528	0.13	1,680.14	43.89	38.28	0.01
2008	1	494	19,610	828,304	121,209	916,938	1	2,789,520	217,523	0.18	1,676.73	39.70	42.24	0.01
	2	443	19,113	760,393	111,584	837,080	1	2,599,321	203,046	0.17	1,716.46	43.14	39.78	0.01
	3	484	19,423	818,032	121,885	896,856	1	3,640,448	219,698	0.13	1,690.15	40.13	42.12	0.01
	4	654	25,290	1,104,568	173,471	1,210,813	0	3,627,542	294,607	0.18	1,688.94	38.67	43.68	0.00
	5	514	20,762	879,800	130,011	958,512	0	3,676,457	305,802	0.14	1,711.67	40.39	42.38	0.00
	6	488	19,681	822,953	121,559	898,069	0	3,700,642	297,001	0.13	1,686.38	40.33	41.81	0.00
	7	457	17,486	762,265	111,346	832,989	0	3,721,699	306,317	0.12	1,667.98	38.26	43.59	0.00
	8	434	16,919	712,831	103,074	782,476	1	3,696,211	308,174	0.12	1,642.47	38.98	42.13	0.01
	9	474	19,019	785,957	121,217	856,065	1	3,718,393	298,678	0.13	1,658.14	40.12	41.32	0.01
	10	457	18,119	758,719	111,745	822,302	0	3,719,373	310,043	0.12	1,660.22	39.65	41.87	0.00
	11	415	15,387	683,437	102,731	740,688	1	3,724,717	300,509	0.11	1,646.84	37.08	44.42	0.01
	12	414	15,920	671,470	99,206	728,018	0	3,736,641	311,716	0.11	1,621.91	38.45	42.18	0.00
2009	1	700	28,367	1,148,549	168,367	1,238,670	0	3,743,038	297,504	0.19	1,640.78	40.52	40.49	0.00
	2	572	21,970	931,872	138,083	1,005,370	0	3,536,306	267,600	0.16	1,629.15	38.41	42.42	0.00
	3	487	18,794	790,113	116,300	847,705	0	3,526,616	295,960	0.14	1,622.41	38.59	42.04	0.00
	4	467	16,508	745,772	111,631	803,847	0	3,733,483	303,149	0.13	1,596.94	35.35	45.18	0.00
	5	424	15,836	675,799	98,976	723,050	0	3,774,530	314,192	0.11	1,593.87	37.35	42.67	0.00
	6	420	14,201	658,325	97,357	704,253	1	3,798,704	305,153	0.11	1,567.44	33.81	46.36	0.01
	7	415	15,154	647,595	100,440	692,285	0	3,803,140	315,915	0.11	1,560.47	36.52	42.73	0.00
	8	380	14,189	583,228	84,453	624,277	0	3,792,173	316,473	0.10	1,534.81	37.34	41.10	0.00
	9	362	12,800	548,779	81,505	584,143	0	3,821,210	306,585	0.09	1,515.96	35.36	42.87	0.00
	10	375	12,978	563,835	86,740	598,332	0	3,822,548	318,693	0.10	1,503.56	34.61	43.45	0.00
	11	315	11,035	465,960	67,645	494,358	0	3,822,891	308,817	0.08	1,479.24	35.03	42.23	0.00
	12	351	12,272	514,311	73,297	543,511	0	3,837,549	319,170	0.09	1,465.27	34.96	41.91	0.00
2010	1	335	11,105	483,313	70,790	510,990	0	3,823,823	278,798	0.09	1,442.73	33.15	43.52	0.00
	2	149	5,443	217,593	30,906	228,779	2	3,295,533	190,305	0.05	1,460.36	36.53	39.98	0.09
	3	162	5,647	232,215	34,161	246,207	0	2,477,275	207,188	0.07	1,433.43	34.86	41.12	0.00
	4	134	4,486	191,072	28,400	199,622	1	2,614,199	211,145	0.05	1,425.91	33.48	42.59	0.05
	5	39	1,277	54,900	10,374	58,608	0	2,590,725	80,368	0.02	1,407.69	32.74	42.99	0.00

**Table 4A: Summary of Alendronate Use and Subsequent Events in the MSDD between January 1, 2006 and December 31, 2013, by Drug Use and Year-Month**

Year	Month	Users	Dispensings	Days Supplied	Amount Supplied	Days at Risk	Episodes w/ Events	Eligible Members	Member-Years	Users / 1K Eligible Members	Days Supplied/ User	Dispensings / User	Days Supplied/ Dispensing	Episodes w/ Events / 10K Days at Risk
2011	6	46	1,455	63,359	10,195	67,920	0	913,355	73,286	0.05	1,377.37	31.63	43.55	0.00
	7	2	101	2,828	403	2,922	0	901,791	2,469	0.00	1,414.00	50.50	28.00	0.00
	8	0	0	0	0	0	0	0	0	---	---	---	---	---
	9	0	0	0	0	0	0	0	0	---	---	---	---	---
	10	0	0	0	0	0	0	0	0	---	---	---	---	---
	11	0	0	0	0	0	0	0	0	---	---	---	---	---
	12	0	0	0	0	0	0	0	0	---	---	---	---	---
	1	0	0	0	0	0	0	0	0	---	---	---	---	---
	2	0	0	0	0	0	0	0	0	---	---	---	---	---
	3	0	0	0	0	0	0	0	0	---	---	---	---	---
	4	0	0	0	0	0	0	0	0	---	---	---	---	---
	5	0	0	0	0	0	0	0	0	---	---	---	---	---
2012	6	0	0	0	0	0	0	0	0	---	---	---	---	---
	7	0	0	0	0	0	0	0	0	---	---	---	---	---
	8	0	0	0	0	0	0	0	0	---	---	---	---	---
	9	0	0	0	0	0	0	0	0	---	---	---	---	---
	10	0	0	0	0	0	0	0	0	---	---	---	---	---
	11	0	0	0	0	0	0	0	0	---	---	---	---	---
	12	0	0	0	0	0	0	0	0	---	---	---	---	---
	1	0	0	0	0	0	0	0	0	---	---	---	---	---
	2	0	0	0	0	0	0	0	0	---	---	---	---	---
	3	0	0	0	0	0	0	0	0	---	---	---	---	---
	4	0	0	0	0	0	0	0	0	---	---	---	---	---
	5	0	0	0	0	0	0	0	0	---	---	---	---	---
2013	6	0	0	0	0	0	0	0	0	---	---	---	---	---
	7	0	0	0	0	0	0	0	0	---	---	---	---	---
	8	0	0	0	0	0	0	0	0	---	---	---	---	---
	9	0	0	0	0	0	0	0	0	---	---	---	---	---
2013	10	0	0	0	0	0	0	0	0	---	---	---	---	---
	11	0	0	0	0	0	0	0	0	---	---	---	---	---
	12	0	0	0	0	0	0	0	0	---	---	---	---	---
	1	0	0	0	0	0	0	0	0	---	---	---	---	---
2013	2	0	0	0	0	0	0	0	0	---	---	---	---	---
	3	0	0	0	0	0	0	0	0	---	---	---	---	---
	4	0	0	0	0	0	0	0	0	---	---	---	---	---
	4	0	0	0	0	0	0	0	0	---	---	---	---	---



**Table 4A: Summary of Alendronate Use and Subsequent Events in the MSDD between January 1, 2006 and December 31, 2013, by Drug Use and Year-Month**

Year	Month	Users	Dispensings	Days Supplied	Amount Supplied	Days at Risk	Episodes w/ Events	Eligible Members	Member-Years	Users / 1K Eligible Members	Days Supplied/ User	Dispensings / User	Days Supplied/ Dispensing	Episodes w/ Events / 10K Days at Risk
	5	0	0	0	0	0	0	0	0	---	---	---	---	---
	6	0	0	0	0	0	0	0	0	---	---	---	---	---
	7	0	0	0	0	0	0	0	0	---	---	---	---	---
	8	0	0	0	0	0	0	0	0	---	---	---	---	---
	9	0	0	0	0	0	0	0	0	---	---	---	---	---
	10	0	0	0	0	0	0	0	0	---	---	---	---	---
	11	0	0	0	0	0	0	0	0	---	---	---	---	---
	12	0	0	0	0	0	0	0	0	---	---	---	---	---
<b>Alendronate and Esophageal Cancer; Exposure Extension Period=365; Minimum Episode Duration=1</b>														
2006	1	820	4,606	184,607	49,721	298,849	0	237,401	19,835	3.45	225.13	5.62	40.08	0.00
	2	645	3,124	127,141	18,888	222,172	2	235,688	17,959	2.74	197.12	4.84	40.70	0.09
	3	710	3,500	132,470	20,727	245,355	0	237,734	19,995	2.99	186.58	4.93	37.85	0.00
	4	9,751	65,433	2,687,718	557,064	4,391,802	4	4,468,219	365,036	2.18	275.64	6.71	41.08	0.01
	5	9,046	57,005	2,260,734	409,170	3,831,836	3	4,542,400	378,605	1.99	249.92	6.30	39.66	0.01
	6	8,321	54,801	2,147,083	460,031	3,557,652	4	4,548,215	366,191	1.83	258.03	6.59	39.18	0.01
	7	7,068	47,448	1,899,486	377,544	3,087,757	3	4,549,241	378,752	1.55	268.74	6.71	40.03	0.01
	8	7,627	52,390	2,038,735	390,726	3,349,835	2	4,588,806	381,294	1.66	267.30	6.87	38.91	0.01
	9	6,635	45,615	1,763,684	365,982	2,903,946	5	4,624,020	372,001	1.43	265.82	6.87	38.66	0.02
	10	6,550	44,773	1,780,875	354,459	2,936,535	3	4,628,779	387,212	1.42	271.89	6.84	39.78	0.01
	11	5,817	40,731	1,573,358	324,789	2,590,769	5	4,642,528	375,546	1.25	270.48	7.00	38.63	0.02
	12	5,132	35,215	1,366,290	242,089	2,263,073	1	4,668,056	390,182	1.10	266.23	6.86	38.80	0.00
2007	1	5,727	45,258	1,723,886	367,498	2,793,147	4	4,445,299	371,635	1.29	301.01	7.90	38.09	0.01
	2	4,910	38,562	1,480,325	285,331	2,432,922	6	4,393,643	335,330	1.12	301.49	7.85	38.39	0.02
	3	4,709	36,582	1,403,556	281,609	2,291,356	0	4,399,032	371,471	1.07	298.06	7.77	38.37	0.00
	4	4,749	35,744	1,375,673	278,502	2,275,059	1	4,647,136	379,937	1.02	289.68	7.53	38.49	0.00
	5	4,544	34,469	1,330,031	256,014	2,157,081	1	4,713,187	394,143	0.96	292.70	7.59	38.59	0.00
	6	4,125	30,104	1,169,651	216,700	1,931,150	2	4,737,662	382,036	0.87	283.55	7.30	38.85	0.01
	7	4,042	28,637	1,131,435	233,470	1,879,634	1	4,704,731	393,341	0.86	279.92	7.08	39.51	0.01
	8	4,325	31,897	1,230,763	224,512	2,034,270	1	6,242,546	402,732	0.69	284.57	7.38	38.59	0.00
	9	7,235	48,980	1,898,329	315,585	3,159,114	4	6,287,120	506,353	1.15	262.38	6.77	38.76	0.01
	10	7,789	54,115	2,013,151	338,402	3,392,856	4	6,286,755	526,352	1.24	258.46	6.95	37.20	0.01
	11	7,164	49,295	1,877,228	351,648	3,158,654	3	6,307,653	510,252	1.14	262.04	6.88	38.08	0.01
	12	6,269	47,466	1,783,545	303,288	2,891,522	2	6,338,377	529,848	0.99	284.50	7.57	37.58	0.01
2008	1	8,191	67,164	2,565,682	422,926	4,094,394	3	6,065,704	507,243	1.35	313.23	8.20	38.20	0.01
	2	7,472	61,750	2,339,574	378,752	3,739,652	2	6,048,114	474,373	1.24	313.11	8.26	37.89	0.01

**Table 4A: Summary of Alendronate Use and Subsequent Events in the MSDD between January 1, 2006 and December 31, 2013, by Drug Use and Year-Month**

Year	Month	Users	Dispensings	Days Supplied	Amount Supplied	Days at Risk	Episodes w/ Events	Eligible Members	Member-Years	Users / 1K Eligible Members	Days Supplied/ User	Dispensings / User	Days Supplied/ Dispensing	Episodes w/ Events / 10K Days at Risk
	3	8,418	68,656	2,694,084	436,539	4,278,068	6	9,563,899	515,540	0.88	320.04	8.16	39.24	0.01
	4	16,099	107,909	4,677,047	802,509	7,489,320	5	9,430,435	771,506	1.71	290.52	6.70	43.34	0.01
	5	14,045	91,344	3,786,833	591,196	6,248,997	5	9,589,089	799,346	1.46	269.62	6.50	41.46	0.01
	6	13,081	84,732	3,494,827	535,185	5,815,376	5	9,625,039	774,351	1.36	267.17	6.48	41.25	0.01
	7	12,569	81,033	3,330,712	593,784	5,552,426	8	9,616,781	801,776	1.31	264.99	6.45	41.10	0.01
	8	11,158	72,560	2,946,297	501,068	4,907,648	9	9,640,435	805,460	1.16	264.05	6.50	40.60	0.02
	9	10,801	72,678	2,928,740	476,272	4,829,530	5	9,717,864	780,899	1.11	271.15	6.73	40.30	0.01
	10	11,561	73,763	2,960,723	494,209	5,008,367	6	9,722,974	813,042	1.19	256.10	6.38	40.14	0.01
	11	10,063	64,663	2,596,295	422,405	4,382,739	8	9,739,437	787,565	1.03	258.00	6.43	40.15	0.02
	12	10,333	64,759	2,589,340	429,080	4,391,074	5	9,789,627	816,971	1.06	250.59	6.27	39.98	0.01
2009	1	12,056	101,453	4,003,448	613,820	6,297,678	5	9,022,487	754,460	1.34	332.07	8.42	39.46	0.01
	2	11,181	90,045	3,577,573	544,713	5,656,340	7	8,881,719	678,444	1.26	319.97	8.05	39.73	0.01
	3	10,644	77,879	3,119,883	481,967	5,111,965	11	8,840,957	747,551	1.20	293.11	7.32	40.06	0.02
	4	11,092	73,245	3,089,887	493,026	5,118,228	4	9,462,986	774,629	1.17	278.57	6.60	42.19	0.01
	5	10,024	66,788	2,725,447	428,418	4,554,104	2	9,603,047	801,495	1.04	271.89	6.66	40.81	0.00
	6	10,089	63,855	2,680,021	405,967	4,507,158	10	9,642,327	777,613	1.05	265.64	6.33	41.97	0.02
	7	9,843	62,688	2,547,862	412,047	4,358,911	8	9,592,976	802,687	1.03	258.85	6.37	40.64	0.02
	8	9,187	58,305	2,313,631	355,168	3,995,171	0	9,597,678	803,441	0.96	251.84	6.35	39.68	0.00
	9	8,740	54,664	2,201,472	344,085	3,786,622	6	9,648,258	777,420	0.91	251.88	6.25	40.27	0.02
	10	8,946	53,340	2,164,108	346,259	3,785,528	8	9,622,274	805,939	0.93	241.91	5.96	40.57	0.02
	11	7,967	47,676	1,867,629	297,818	3,309,637	1	9,630,063	780,390	0.83	234.42	5.98	39.17	0.00
	12	8,422	48,953	1,950,860	307,674	3,448,711	1	9,666,334	808,249	0.87	231.64	5.81	39.85	0.00
2010	1	7,791	50,379	2,049,025	312,961	3,612,017	5	8,743,697	733,119	0.89	263.00	6.47	40.67	0.01
	2	7,107	46,070	1,838,465	281,664	3,252,612	7	8,622,093	658,786	0.82	258.68	6.48	39.91	0.02
	3	6,953	44,186	1,760,631	274,557	3,120,187	3	8,584,697	726,185	0.81	253.22	6.35	39.85	0.01
	4	8,080	48,088	2,061,328	321,079	3,582,860	8	9,297,607	761,330	0.87	255.11	5.95	42.87	0.02
	5	7,661	46,169	1,956,554	296,579	3,412,725	5	9,393,529	785,104	0.82	255.39	6.03	42.38	0.01
	6	7,867	45,856	1,941,513	312,515	3,440,355	4	9,422,808	760,339	0.83	246.79	5.83	42.34	0.01
	7	7,233	42,323	1,773,658	282,753	3,135,343	3	9,352,724	783,364	0.77	245.22	5.85	41.91	0.01
	8	7,268	41,908	1,758,335	270,903	3,094,758	4	9,340,452	782,207	0.78	241.93	5.77	41.96	0.01
	9	6,775	37,565	1,544,238	236,750	2,800,711	5	9,375,519	756,273	0.72	227.93	5.54	41.11	0.02
	10	6,806	37,697	1,549,218	243,219	2,792,940	2	9,338,154	782,632	0.73	227.63	5.54	41.10	0.01
	11	6,344	35,757	1,457,512	218,889	2,633,050	3	9,347,202	757,294	0.68	229.75	5.64	40.76	0.01
	12	5,961	32,929	1,321,611	201,711	2,407,010	1	9,380,899	785,015	0.64	221.71	5.52	40.14	0.00
2011	1	6,103	37,954	1,600,718	243,517	2,805,179	2	8,475,423	710,309	0.72	262.28	6.22	42.18	0.01

**Table 4A: Summary of Alendronate Use and Subsequent Events in the MSDD between January 1, 2006 and December 31, 2013, by Drug Use and Year-Month**

Year	Month	Users	Dispensings	Days Supplied	Amount Supplied	Days at Risk	Episodes w/ Events	Eligible Members	Member-Years	Users / 1K Eligible Members	Days Supplied/ User	Dispensings / User	Days Supplied/ Dispensing	Episodes w/ Events / 10K Days at Risk
	2	5,667	35,558	1,444,572	214,140	2,558,928	1	8,367,282	639,693	0.68	254.91	6.27	40.63	0.00
	3	6,266	37,608	1,563,881	231,366	2,809,795	3	8,366,059	707,747	0.75	249.58	6.00	41.58	0.01
	4	7,677	42,348	1,837,406	274,387	3,308,529	3	9,047,659	740,929	0.85	239.34	5.52	43.39	0.01
	5	7,145	37,575	1,614,869	248,312	2,972,462	4	9,142,454	765,733	0.78	226.01	5.26	42.98	0.01
	6	6,634	34,486	1,492,792	225,417	2,715,821	2	9,145,300	740,654	0.73	225.02	5.20	43.29	0.01
	7	5,830	30,940	1,330,985	198,516	2,409,819	6	9,066,698	759,265	0.64	228.30	5.31	43.02	0.02
	8	6,277	32,819	1,396,137	207,558	2,518,027	1	9,075,446	759,583	0.69	222.42	5.23	42.54	0.00
	9	5,584	29,081	1,211,067	178,616	2,205,850	1	9,133,885	735,666	0.61	216.88	5.21	41.64	0.00
	10	5,484	27,760	1,170,493	175,541	2,151,814	2	9,126,730	764,308	0.60	213.44	5.06	42.16	0.01
	11	5,231	26,605	1,107,562	163,115	2,010,893	1	9,153,053	741,040	0.57	211.73	5.09	41.63	0.00
	12	5,158	25,216	1,050,730	159,834	1,942,188	2	9,200,855	768,826	0.56	203.71	4.89	41.67	0.01
2012	1	5,316	29,712	1,241,522	182,873	2,216,015	0	8,373,097	701,417	0.63	233.54	5.59	41.79	0.00
	2	5,085	27,314	1,145,502	171,111	2,060,843	2	8,363,326	655,788	0.61	225.27	5.37	41.94	0.01
	3	4,944	25,307	1,070,415	157,635	2,002,526	2	9,071,445	701,716	0.55	216.51	5.12	42.30	0.01
	4	6,023	28,878	1,278,840	190,723	2,320,587	2	8,959,179	733,846	0.67	212.33	4.79	44.28	0.01
	5	5,728	26,387	1,161,622	176,510	2,143,352	5	9,057,810	758,408	0.63	202.80	4.61	44.02	0.02
	6	4,981	23,134	1,021,169	152,010	1,854,864	3	9,057,900	733,822	0.55	205.01	4.64	44.14	0.02
	7	4,656	20,310	881,860	133,252	1,660,293	2	8,987,874	752,722	0.52	189.40	4.36	43.42	0.01
	8	5,038	22,191	951,596	145,268	1,778,103	3	9,000,785	753,659	0.56	188.88	4.40	42.88	0.02
	9	4,352	18,709	793,992	118,977	1,466,555	2	9,073,146	729,821	0.48	182.44	4.30	42.44	0.01
	10	5,034	21,132	914,083	135,953	1,696,728	3	9,067,904	759,745	0.56	181.58	4.20	43.26	0.02
	11	4,606	19,353	811,340	120,845	1,491,885	1	9,090,320	736,089	0.51	176.15	4.20	41.92	0.01
	12	4,213	17,468	735,605	109,910	1,323,311	2	9,125,195	763,746	0.46	174.60	4.15	42.11	0.02
2013	1	4,334	18,665	785,277	116,865	1,419,880	0	8,453,803	708,622	0.51	181.19	4.31	42.07	0.00
	2	3,975	16,866	702,682	103,936	1,236,740	0	8,344,029	638,011	0.48	176.78	4.24	41.66	0.00
	3	3,990	16,412	678,522	101,664	1,184,827	1	8,340,215	705,726	0.48	170.06	4.11	41.34	0.01
	4	5,523	20,244	858,878	129,012	1,510,615	1	9,070,273	743,043	0.61	155.51	3.67	42.43	0.01
	5	5,266	18,050	771,120	114,474	1,330,983	1	9,163,187	767,847	0.57	146.43	3.43	42.72	0.01
	6	4,531	15,004	629,348	95,206	1,054,610	0	9,169,962	742,685	0.49	138.90	3.31	41.95	0.00
	7	4,834	15,315	623,328	93,637	1,025,293	2	9,135,321	765,396	0.53	128.95	3.17	40.70	0.02
	8	4,915	14,404	580,912	87,793	919,596	0	9,140,717	765,912	0.54	118.19	2.93	40.33	0.00
	9	4,559	12,342	484,978	74,596	746,366	1	9,295,714	741,643	0.49	106.38	2.71	39.29	0.01
	10	5,343	13,534	511,208	82,029	743,753	1	9,287,519	778,451	0.58	95.68	2.53	37.77	0.01
	11	4,523	9,698	366,820	60,689	512,864	0	9,300,812	753,710	0.49	81.10	2.14	37.82	0.00
	12	4,205	7,983	268,614	40,723	367,051	1	9,307,516	778,486	0.45	63.88	1.90	33.65	0.03

**Table 4A: Summary of Alendronate Use and Subsequent Events in the MSDD between January 1, 2006 and December 31, 2013, by Drug Use and Year-Month**

Year	Month	Users	Dispensings	Days Supplied	Amount Supplied	Days at Risk	Episodes w/ Events	Eligible Members	Member-Years	Users / 1K Eligible Members	Days Supplied/ User	Dispensings / User	Days Supplied/ Dispensing	Episodes w/ Events / 10K Days at Risk
<b>Alendronate and Esophageal Cancer; Exposure Extension Period=365; Minimum Episode Duration=730</b>														
2006	1	58	1,545	64,830	27,202	79,328	0	152,352	11,885	0.38	1,117.76	26.64	41.96	0.00
	2	45	1,098	47,129	6,720	57,587	0	141,603	10,744	0.32	1,047.31	24.40	42.92	0.00
	3	51	1,489	51,254	7,600	66,689	0	142,757	11,942	0.36	1,004.98	29.20	34.42	0.00
	4	1,498	38,440	1,597,233	331,089	1,977,233	2	3,007,917	244,006	0.50	1,066.24	25.66	41.55	0.01
	5	1,191	31,783	1,282,022	224,435	1,581,448	1	3,064,260	253,840	0.39	1,076.42	26.69	40.34	0.01
	6	1,186	31,788	1,248,869	269,660	1,553,731	3	3,083,102	246,809	0.38	1,053.01	26.80	39.29	0.02
	7	1,081	28,280	1,132,228	197,512	1,411,312	0	3,104,105	256,030	0.35	1,047.39	26.16	40.04	0.00
	8	1,208	31,528	1,237,110	219,524	1,547,353	1	3,121,244	258,114	0.39	1,024.10	26.10	39.24	0.01
	9	1,166	29,767	1,146,788	225,493	1,453,340	3	3,149,943	252,295	0.37	983.52	25.53	38.53	0.02
	10	1,176	29,869	1,187,410	214,267	1,498,813	0	3,156,404	262,692	0.37	1,009.70	25.40	39.75	0.00
	11	1,109	27,761	1,086,176	210,329	1,377,880	0	3,162,840	254,792	0.35	979.42	25.03	39.13	0.00
	12	965	24,537	951,312	152,106	1,196,866	0	3,175,723	264,264	0.30	985.82	25.43	38.77	0.00
2007	1	1,235	33,023	1,257,129	258,160	1,595,859	1	3,181,812	248,333	0.39	1,017.92	26.74	38.07	0.01
	2	1,061	27,337	1,066,543	186,182	1,361,363	4	2,951,207	222,948	0.36	1,005.22	25.77	39.01	0.03
	3	1,057	26,463	1,047,019	182,848	1,332,208	1	2,942,314	246,036	0.36	990.56	25.04	39.57	0.01
	4	1,063	26,789	1,052,675	207,635	1,335,231	1	3,087,486	249,583	0.34	990.29	25.20	39.30	0.01
	5	1,058	26,044	1,033,545	185,094	1,314,547	1	3,111,518	258,487	0.34	976.89	24.62	39.68	0.01
	6	947	23,211	929,933	146,127	1,189,338	1	3,121,853	250,470	0.30	981.98	24.51	40.06	0.01
	7	953	22,545	924,805	177,776	1,182,318	0	3,127,838	258,700	0.30	970.41	23.66	41.02	0.00
	8	1,048	25,534	1,009,932	162,239	1,300,759	0	4,069,995	264,378	0.26	963.68	24.36	39.55	0.00
	9	1,379	34,094	1,370,880	211,165	1,722,065	3	4,101,300	329,192	0.34	994.11	24.72	40.21	0.02
	10	1,536	38,620	1,491,256	235,702	1,890,361	1	4,104,753	341,281	0.37	970.87	25.14	38.61	0.01
	11	1,446	36,091	1,420,433	248,572	1,804,533	0	4,105,077	330,490	0.35	982.32	24.96	39.36	0.00
	12	1,476	37,829	1,468,863	233,262	1,851,118	1	4,117,341	342,991	0.36	995.16	25.63	38.83	0.01
2008	1	2,182	53,364	2,145,529	327,602	2,736,354	2	4,126,681	323,234	0.53	983.29	24.46	40.21	0.01
	2	1,896	48,466	1,904,175	307,443	2,405,312	2	3,861,110	300,578	0.49	1,004.31	25.56	39.29	0.01
	3	2,130	52,166	2,130,654	347,150	2,679,802	2	5,744,064	325,373	0.37	1,000.31	24.49	40.84	0.01
	4	3,158	69,512	3,071,096	523,545	3,877,314	1	5,718,191	461,559	0.55	972.48	22.01	44.18	0.00
	5	2,584	58,475	2,491,851	376,000	3,159,426	1	5,776,211	477,041	0.45	964.34	22.63	42.61	0.00
	6	2,399	55,098	2,319,496	364,032	2,931,299	0	5,791,439	463,027	0.41	966.86	22.97	42.10	0.00
	7	2,387	53,255	2,247,954	408,533	2,868,522	1	5,815,127	478,725	0.41	941.75	22.31	42.21	0.00
	8	2,199	49,008	2,057,344	336,469	2,626,611	4	5,791,998	480,134	0.38	935.58	22.29	41.98	0.02
	9	2,310	52,235	2,165,157	353,130	2,750,839	3	5,830,116	465,471	0.40	937.30	22.61	41.45	0.01
	10	2,311	51,293	2,127,119	340,142	2,726,533	1	5,831,691	483,202	0.40	920.43	22.20	41.47	0.00

**Table 4A: Summary of Alendronate Use and Subsequent Events in the MSDD between January 1, 2006 and December 31, 2013, by Drug Use and Year-Month**

Year	Month	Users	Dispensings	Days Supplied	Amount Supplied	Days at Risk	Episodes w/ Events	Eligible Members	Member-Years	Users / 1K Eligible Members	Days Supplied/ User	Dispensings / User	Days Supplied/ Dispensing	Episodes w/ Events / 10K Days at Risk
	11	2,071	45,210	1,912,715	302,660	2,444,323	4	5,822,862	468,409	0.36	923.57	21.83	42.31	0.02
	12	2,210	47,739	1,992,009	327,027	2,561,127	4	5,844,538	485,971	0.38	901.36	21.60	41.73	0.02
2009	1	3,334	77,106	3,115,688	471,881	4,006,239	3	5,851,701	445,625	0.57	934.52	23.13	40.41	0.01
	2	2,902	64,831	2,671,090	417,342	3,436,300	4	5,297,538	400,636	0.55	920.43	22.34	41.20	0.01
	3	2,584	55,879	2,330,087	358,057	3,017,376	3	5,288,888	443,341	0.49	901.74	21.63	41.70	0.01
	4	2,388	49,430	2,166,673	326,595	2,788,902	1	5,643,506	457,345	0.42	907.32	20.70	43.83	0.00
	5	2,186	46,797	1,973,265	301,872	2,525,643	0	5,706,914	473,736	0.38	902.68	21.41	42.17	0.00
	6	2,202	45,011	1,976,815	294,945	2,526,427	4	5,740,124	459,968	0.38	897.74	20.44	43.92	0.02
	7	2,077	44,081	1,867,009	285,549	2,385,357	2	5,745,136	473,828	0.36	898.90	21.22	42.35	0.01
	8	2,013	42,541	1,758,232	257,063	2,270,058	1	5,700,721	474,102	0.35	873.44	21.13	41.33	0.00
	9	1,989	40,508	1,712,061	267,422	2,219,154	1	5,738,012	459,043	0.35	860.76	20.37	42.26	0.00
	10	1,948	39,161	1,687,368	265,473	2,169,308	0	5,736,837	476,770	0.34	866.21	20.10	43.09	0.00
	11	1,699	35,030	1,445,134	223,543	1,873,168	1	5,732,234	462,103	0.30	850.58	20.62	41.25	0.01
	12	1,782	36,901	1,541,934	225,301	1,972,653	1	5,756,696	478,770	0.31	865.28	20.71	41.79	0.01
2010	1	1,900	38,319	1,626,041	252,003	2,111,069	2	5,756,185	441,209	0.33	855.81	20.17	42.43	0.01
	2	1,628	33,692	1,408,336	212,735	1,792,893	3	5,237,208	396,605	0.31	865.07	20.70	41.80	0.02
	3	1,650	33,420	1,408,810	205,460	1,813,327	1	5,229,255	437,976	0.32	853.82	20.25	42.15	0.01
	4	1,805	33,898	1,511,597	223,699	1,943,244	2	5,667,029	459,561	0.32	837.45	18.78	44.59	0.01
	5	1,763	33,825	1,483,366	219,278	1,891,576	2	5,729,684	475,860	0.31	841.39	19.19	43.85	0.01
	6	1,740	33,309	1,468,538	221,826	1,865,898	0	5,758,527	461,582	0.30	843.99	19.14	44.09	0.00
	7	1,591	30,684	1,328,879	200,849	1,692,818	1	5,758,302	475,332	0.28	835.25	19.29	43.31	0.01
	8	1,660	31,368	1,383,083	207,693	1,745,290	0	5,709,527	475,436	0.29	833.18	18.90	44.09	0.00
	9	1,507	28,059	1,206,046	182,924	1,548,013	1	5,739,482	460,225	0.26	800.30	18.62	42.98	0.01
	10	1,531	28,877	1,254,750	190,076	1,584,459	0	5,734,121	477,308	0.27	819.56	18.86	43.45	0.00
	11	1,466	27,779	1,172,563	173,865	1,484,232	2	5,733,681	461,999	0.26	799.84	18.95	42.21	0.01
	12	1,349	25,568	1,077,063	159,550	1,358,608	1	5,746,056	478,799	0.23	798.42	18.95	42.13	0.01
2011	1	1,582	29,543	1,277,340	191,476	1,599,677	0	5,748,504	453,050	0.28	807.42	18.67	43.24	0.00
	2	1,374	26,583	1,093,834	164,131	1,380,272	0	5,370,038	406,211	0.26	796.09	19.35	41.15	0.00
	3	1,516	27,844	1,198,002	174,025	1,498,099	2	5,356,521	449,156	0.28	790.24	18.37	43.03	0.01
	4	1,553	27,497	1,215,668	178,758	1,511,039	0	5,752,590	466,608	0.27	782.79	17.71	44.21	0.00
	5	1,479	25,991	1,132,485	175,210	1,404,570	0	5,793,274	482,659	0.26	765.71	17.57	43.57	0.00
	6	1,382	23,251	1,045,340	156,776	1,289,862	0	5,801,877	467,207	0.24	756.40	16.82	44.96	0.00
	7	1,278	21,738	963,079	139,741	1,172,153	1	5,803,757	481,395	0.22	753.58	17.01	44.30	0.01
	8	1,379	23,282	1,017,295	148,451	1,236,401	0	5,788,533	481,921	0.24	737.70	16.88	43.69	0.00
	9	1,224	21,230	896,576	130,084	1,076,670	0	5,833,395	466,864	0.21	732.50	17.34	42.23	0.00

**Table 4A: Summary of Alendronate Use and Subsequent Events in the MSDD between January 1, 2006 and December 31, 2013, by Drug Use and Year-Month**

Year	Month	Users	Dispensings	Days Supplied	Amount Supplied	Days at Risk	Episodes w/ Events	Eligible Members	Member-Years	Users / 1K Eligible Members	Days Supplied/ User	Dispensings / User	Days Supplied/ Dispensing	Episodes w/ Events / 10K Days at Risk
2012	10	1,206	19,496	869,985	130,585	1,032,912	0	5,834,156	485,387	0.21	721.38	16.17	44.62	0.00
	11	1,174	19,239	825,472	121,670	976,072	0	5,835,906	470,273	0.20	703.13	16.39	42.91	0.00
	12	1,170	18,838	792,206	118,416	946,205	0	5,859,311	485,915	0.20	677.10	16.10	42.05	0.00
	1	1,313	20,418	878,608	129,848	1,035,287	0	5,839,734	422,097	0.22	669.16	15.55	43.03	0.00
	2	678	11,471	465,773	68,637	547,229	1	4,995,681	292,462	0.14	686.98	16.92	40.60	0.02
	3	598	9,930	400,278	57,957	470,852	0	3,881,389	304,042	0.15	669.36	16.61	40.31	0.00
	4	566	8,891	369,225	53,137	432,765	0	3,840,094	309,821	0.15	652.34	15.71	41.53	0.00
	5	179	2,794	119,163	17,489	137,803	1	3,824,001	126,771	0.05	665.72	15.61	42.65	0.07
	6	174	2,649	112,708	16,830	129,639	1	1,456,602	116,502	0.12	647.75	15.22	42.55	0.08
	7	1	9	715	102	730	0	1,434,969	3,929	0.00	715.00	9.00	79.44	0.00
	8	0	0	0	0	0	0	0	0	---	---	---	---	---
	9	0	0	0	0	0	0	0	0	---	---	---	---	---
2013	10	0	0	0	0	0	0	0	0	---	---	---	---	---
	11	0	0	0	0	0	0	0	0	---	---	---	---	---
	12	0	0	0	0	0	0	0	0	---	---	---	---	---
	1	0	0	0	0	0	0	0	0	---	---	---	---	---
	2	0	0	0	0	0	0	0	0	---	---	---	---	---
	3	0	0	0	0	0	0	0	0	---	---	---	---	---
	4	0	0	0	0	0	0	0	0	---	---	---	---	---
	5	0	0	0	0	0	0	0	0	---	---	---	---	---
	6	0	0	0	0	0	0	0	0	---	---	---	---	---
	7	0	0	0	0	0	0	0	0	---	---	---	---	---
	8	0	0	0	0	0	0	0	0	---	---	---	---	---
	9	0	0	0	0	0	0	0	0	---	---	---	---	---
10	0	0	0	0	0	0	0	0	---	---	---	---	---	
11	0	0	0	0	0	0	0	0	---	---	---	---	---	
12	0	0	0	0	0	0	0	0	---	---	---	---	---	
<b>Alendronate and Esophageal Cancer; Exposure Extension Period=365; Minimum Episode Duration=1461</b>														
2006	1	20	798	33,907	22,794	39,439	0	109,148	8,828	0.18	1,695.35	39.90	42.49	0.00
	2	11	532	20,787	2,966	23,308	0	105,084	7,994	0.10	1,889.73	48.36	39.07	0.00
	3	15	734	23,606	3,660	29,590	0	105,931	8,904	0.14	1,573.73	48.93	32.16	0.00
	4	456	18,359	778,984	171,205	917,603	0	2,009,991	162,929	0.23	1,708.30	40.26	42.43	0.00
	5	375	15,765	648,365	98,997	758,050	0	2,042,343	169,861	0.18	1,728.97	42.04	41.13	0.00
	6	363	15,220	613,932	139,150	719,110	3	2,058,908	165,076	0.18	1,691.27	41.93	40.34	0.04
	7	331	13,870	554,878	85,468	653,793	0	2,072,237	170,914	0.16	1,676.37	41.90	40.01	0.00

**Table 4A: Summary of Alendronate Use and Subsequent Events in the MSDD between January 1, 2006 and December 31, 2013, by Drug Use and Year-Month**

Year	Month	Users	Dispensings	Days Supplied	Amount Supplied	Days at Risk	Episodes w/ Events	Eligible Members	Member-Years	Users / 1K Eligible Members	Days Supplied/ User	Dispensings / User	Days Supplied/ Dispensing	Episodes w/ Events / 10K Days at Risk
2007	8	340	13,855	562,607	101,911	670,599	1	2,081,388	172,196	0.16	1,654.73	40.75	40.61	0.01
	9	298	12,761	501,367	74,860	595,080	2	2,099,072	168,252	0.14	1,682.44	42.82	39.29	0.03
	10	349	14,096	572,879	91,757	683,297	0	2,100,332	174,825	0.17	1,641.49	40.39	40.64	0.00
	11	311	12,255	494,866	98,805	590,368	0	2,098,861	169,486	0.15	1,591.21	39.41	40.38	0.00
	12	268	11,036	441,155	71,442	520,927	0	2,107,377	175,798	0.13	1,646.10	41.18	39.97	0.00
	1	394	16,221	629,767	128,178	760,119	1	2,111,950	168,268	0.19	1,598.39	41.17	38.82	0.01
	2	313	12,740	502,641	74,346	608,273	1	2,002,027	151,854	0.16	1,605.88	40.70	39.45	0.02
	3	306	11,947	483,201	81,524	579,822	0	2,003,664	168,139	0.15	1,579.09	39.04	40.45	0.00
	4	288	11,506	462,143	74,172	548,744	0	2,090,288	169,712	0.14	1,604.66	39.95	40.17	0.00
	5	274	10,958	444,598	73,035	523,512	1	2,107,737	175,844	0.13	1,622.62	39.99	40.57	0.02
	6	259	10,027	412,145	59,128	494,107	0	2,119,778	170,634	0.12	1,591.29	38.71	41.10	0.00
	7	244	8,869	391,875	71,659	464,685	0	2,126,269	175,652	0.11	1,606.05	36.35	44.18	0.00
8	292	11,158	459,974	66,955	543,901	0	2,747,645	179,625	0.11	1,575.25	38.21	41.22	0.00	
9	387	15,102	626,594	93,584	732,338	1	2,769,035	222,712	0.14	1,619.11	39.02	41.49	0.01	
10	382	15,873	615,298	92,157	722,582	0	2,770,624	231,245	0.14	1,610.73	41.55	38.76	0.00	
11	402	15,730	637,776	107,157	750,986	0	2,777,088	224,110	0.14	1,586.51	39.13	40.55	0.00	
12	449	18,320	713,247	104,725	840,072	1	2,785,004	232,455	0.16	1,588.52	40.80	38.93	0.01	
2008	1	585	22,073	930,446	135,769	1,098,312	1	2,788,616	217,449	0.21	1,590.51	37.73	42.15	0.01
	2	533	21,735	862,597	126,132	1,007,498	1	2,598,404	202,971	0.21	1,618.38	40.78	39.69	0.01
	3	588	22,250	935,335	138,613	1,091,480	1	3,639,455	219,609	0.16	1,590.71	37.84	42.04	0.01
	4	795	28,778	1,264,374	209,210	1,475,453	0	3,626,447	294,512	0.22	1,590.41	36.20	43.94	0.00
	5	638	23,786	1,020,675	151,300	1,179,967	0	3,675,231	305,693	0.17	1,599.80	37.28	42.91	0.00
	6	599	22,477	948,276	140,222	1,099,618	0	3,699,303	296,888	0.16	1,583.10	37.52	42.19	0.00
	7	557	20,154	874,163	129,534	1,015,852	0	3,720,264	306,192	0.15	1,569.41	36.18	43.37	0.00
	8	541	19,681	832,611	122,468	972,194	2	3,694,692	308,041	0.15	1,539.02	36.38	42.31	0.02
	9	572	21,542	897,195	138,061	1,031,029	1	3,716,778	298,542	0.15	1,568.52	37.66	41.65	0.01
	10	547	20,439	859,970	126,132	983,383	1	3,717,669	309,896	0.15	1,572.16	37.37	42.07	0.01
	11	504	17,782	784,293	118,912	896,584	2	3,722,935	300,360	0.14	1,556.14	35.28	44.11	0.02
	12	511	18,474	782,125	115,894	894,920	0	3,734,780	311,554	0.14	1,530.58	36.15	42.34	0.00
2009	1	827	31,748	1,291,691	188,702	1,462,747	0	3,741,091	297,345	0.22	1,561.90	38.39	40.69	0.00
	2	679	24,635	1,053,076	156,133	1,190,670	1	3,534,362	267,448	0.19	1,550.92	36.28	42.75	0.01
	3	596	21,599	913,134	134,696	1,029,515	0	3,524,583	295,784	0.17	1,532.10	36.24	42.28	0.00
	4	551	18,530	840,542	126,024	948,161	0	3,731,355	302,972	0.15	1,525.48	33.63	45.36	0.00
	5	498	17,772	758,076	110,693	846,575	0	3,772,335	314,003	0.13	1,522.24	35.69	42.66	0.00
	6	492	15,892	739,543	108,953	825,666	1	3,796,450	304,966	0.13	1,503.14	32.30	46.54	0.01

**Table 4A: Summary of Alendronate Use and Subsequent Events in the MSDD between January 1, 2006 and December 31, 2013, by Drug Use and Year-Month**

Year	Month	Users	Dispensings	Days Supplied	Amount Supplied	Days at Risk	Episodes w/ Events	Eligible Members	Member-Years	Users / 1K Eligible Members	Days Supplied/ User	Dispensings / User	Days Supplied/ Dispensing	Episodes w/ Events / 10K Days at Risk
2010	7	480	16,706	722,254	111,072	800,598	0	3,800,831	315,719	0.13	1,504.70	34.80	43.23	0.00
	8	458	16,276	670,067	97,796	748,272	1	3,789,830	316,273	0.12	1,463.03	35.54	41.17	0.01
	9	432	14,788	628,073	92,829	697,374	0	3,818,810	306,387	0.11	1,453.87	34.23	42.47	0.00
	10	446	14,760	644,195	99,145	709,772	0	3,820,098	318,484	0.12	1,444.38	33.09	43.64	0.00
	11	372	12,565	529,436	76,737	582,722	0	3,820,386	308,610	0.10	1,423.22	33.78	42.14	0.00
	12	418	13,958	589,773	83,999	645,882	0	3,834,998	318,951	0.11	1,410.94	33.39	42.25	0.00
	1	398	12,784	554,119	80,837	607,511	0	3,821,227	278,597	0.10	1,392.26	32.12	43.34	0.00
	2	170	6,052	241,423	34,261	261,140	2	3,293,144	190,184	0.05	1,420.14	35.60	39.89	0.08
	3	181	6,128	253,654	37,185	275,217	0	2,475,723	207,056	0.07	1,401.40	33.86	41.39	0.00
	4	151	4,955	209,558	31,028	224,946	1	2,612,638	211,017	0.06	1,387.80	32.81	42.29	0.04
	5	45	1,459	61,527	11,309	67,494	0	2,589,167	80,343	0.02	1,367.27	32.42	42.17	0.00
	6	55	1,645	73,390	11,623	81,266	0	913,092	73,264	0.06	1,334.36	29.91	44.61	0.00
7	2	101	2,828	403	2,922	0	901,519	2,468	0.00	1,414.00	50.50	28.00	0.00	
8	0	0	0	0	0	0	0	0	---	---	---	---	---	
9	0	0	0	0	0	0	0	0	---	---	---	---	---	
10	0	0	0	0	0	0	0	0	---	---	---	---	---	
11	0	0	0	0	0	0	0	0	---	---	---	---	---	
12	0	0	0	0	0	0	0	0	---	---	---	---	---	
2011	1	0	0	0	0	0	0	0	0	---	---	---	---	---
	2	0	0	0	0	0	0	0	0	---	---	---	---	---
	3	0	0	0	0	0	0	0	0	---	---	---	---	---
	4	0	0	0	0	0	0	0	0	---	---	---	---	---
	5	0	0	0	0	0	0	0	0	---	---	---	---	---
	6	0	0	0	0	0	0	0	0	---	---	---	---	---
	7	0	0	0	0	0	0	0	0	---	---	---	---	---
	8	0	0	0	0	0	0	0	0	---	---	---	---	---
	9	0	0	0	0	0	0	0	0	---	---	---	---	---
	10	0	0	0	0	0	0	0	0	---	---	---	---	---
	11	0	0	0	0	0	0	0	0	---	---	---	---	---
	12	0	0	0	0	0	0	0	0	---	---	---	---	---
2012	1	0	0	0	0	0	0	0	0	---	---	---	---	---
	2	0	0	0	0	0	0	0	0	---	---	---	---	---
	3	0	0	0	0	0	0	0	0	---	---	---	---	---
	4	0	0	0	0	0	0	0	0	---	---	---	---	---
	5	0	0	0	0	0	0	0	0	---	---	---	---	---



**Table 4A: Summary of Alendronate Use and Subsequent Events in the MSDD between January 1, 2006 and December 31, 2013, by Drug Use and Year-Month**

Year	Month	Users	Dispensings	Days Supplied	Amount Supplied	Days at Risk	Episodes w/ Events	Eligible Members	Member-Years	Users / 1K Eligible Members	Days Supplied/ User	Dispensings / User	Days Supplied/ Dispensing	Episodes w/ Events / 10K Days at Risk
	6	0	0	0	0	0	0	0	0	---	---	---	---	---
	7	0	0	0	0	0	0	0	0	---	---	---	---	---
	8	0	0	0	0	0	0	0	0	---	---	---	---	---
	9	0	0	0	0	0	0	0	0	---	---	---	---	---
	10	0	0	0	0	0	0	0	0	---	---	---	---	---
	11	0	0	0	0	0	0	0	0	---	---	---	---	---
	12	0	0	0	0	0	0	0	0	---	---	---	---	---
2013	1	0	0	0	0	0	0	0	0	---	---	---	---	---
	2	0	0	0	0	0	0	0	0	---	---	---	---	---
	3	0	0	0	0	0	0	0	0	---	---	---	---	---
	4	0	0	0	0	0	0	0	0	---	---	---	---	---
	5	0	0	0	0	0	0	0	0	---	---	---	---	---
	6	0	0	0	0	0	0	0	0	---	---	---	---	---
	7	0	0	0	0	0	0	0	0	---	---	---	---	---
	8	0	0	0	0	0	0	0	0	---	---	---	---	---
	9	0	0	0	0	0	0	0	0	---	---	---	---	---
	10	0	0	0	0	0	0	0	0	---	---	---	---	---
	11	0	0	0	0	0	0	0	0	---	---	---	---	---
	12	0	0	0	0	0	0	0	0	---	---	---	---	---
<b>Alendronate and Hip Fracture; Exposure Extension Period= 0; Minimum Episode Duration=1</b>														
2006	1	816	4,589	183,862	49,615	196,641	5	237,285	19,822	3.44	225.32	5.62	40.07	0.25
	2	641	3,117	126,955	18,861	135,737	3	235,567	17,948	2.72	198.06	4.86	40.73	0.22
	3	704	3,479	131,417	20,580	141,469	6	237,626	19,983	2.96	186.67	4.94	37.77	0.42
	4	9,697	65,074	2,674,738	555,214	2,840,756	66	4,464,906	364,701	2.17	275.83	6.71	41.10	0.23
	5	8,985	56,599	2,245,743	406,909	2,396,492	50	4,539,217	378,264	1.98	249.94	6.30	39.68	0.21
	6	8,275	54,353	2,131,454	457,817	2,278,667	36	4,545,077	365,870	1.82	257.58	6.57	39.22	0.16
	7	7,010	46,927	1,881,783	374,934	2,010,314	36	4,546,177	378,424	1.54	268.44	6.69	40.10	0.18
	8	7,588	52,118	2,028,458	389,231	2,177,224	30	4,585,791	380,971	1.65	267.32	6.87	38.92	0.14
	9	6,603	45,386	1,757,583	365,121	1,879,347	37	4,621,046	371,685	1.43	266.18	6.87	38.73	0.20
	10	6,518	44,483	1,770,678	352,672	1,888,368	42	4,625,820	386,887	1.41	271.66	6.82	39.81	0.22
	11	5,784	40,306	1,560,815	313,249	1,663,139	39	4,639,484	375,229	1.25	269.85	6.97	38.72	0.23
	12	5,117	35,098	1,361,359	241,275	1,444,077	31	4,665,098	389,859	1.10	266.05	6.86	38.79	0.21
2007	1	5,702	45,090	1,718,960	367,124	1,834,114	31	4,442,591	371,327	1.28	301.47	7.91	38.12	0.17
	2	4,885	38,307	1,472,391	280,353	1,566,582	29	4,390,730	335,051	1.11	301.41	7.84	38.44	0.19
	3	4,678	36,384	1,397,149	280,638	1,486,592	21	4,396,190	371,165	1.06	298.66	7.78	38.40	0.14

**Table 4A: Summary of Alendronate Use and Subsequent Events in the MSDD between January 1, 2006 and December 31, 2013, by Drug Use and Year-Month**

Year	Month	Users	Dispensings	Days Supplied	Amount Supplied	Days at Risk	Episodes w/ Events	Eligible Members	Member-Years	Users / 1K Eligible Members	Days Supplied/ User	Dispensings / User	Days Supplied/ Dispensing	Episodes w/ Events / 10K Days at Risk
	4	4,730	35,621	1,372,699	277,784	1,461,608	29	4,644,119	379,622	1.02	290.21	7.53	38.54	0.20
	5	4,511	34,142	1,316,507	253,202	1,401,225	24	4,710,323	393,821	0.96	291.84	7.57	38.56	0.17
	6	4,096	29,858	1,161,739	209,811	1,233,712	23	4,734,740	381,734	0.87	283.63	7.29	38.91	0.19
	7	4,013	28,450	1,124,869	232,535	1,195,744	19	4,702,052	393,037	0.85	280.31	7.09	39.54	0.16
	8	4,301	31,703	1,223,143	223,433	1,304,479	21	6,237,056	402,417	0.69	284.39	7.37	38.58	0.16
	9	7,168	48,463	1,878,943	314,386	1,996,873	52	6,282,087	505,824	1.14	262.13	6.76	38.77	0.26
	10	7,730	53,743	2,000,832	335,466	2,123,884	58	6,281,842	525,802	1.23	258.84	6.95	37.23	0.27
	11	7,100	48,799	1,860,153	348,229	1,977,428	55	6,302,654	509,723	1.13	261.99	6.87	38.12	0.28
	12	6,218	46,943	1,767,121	300,943	1,875,679	49	6,333,544	529,306	0.98	284.19	7.55	37.64	0.26
2008	1	8,134	66,751	2,552,119	417,285	2,705,594	69	6,061,269	506,737	1.34	313.76	8.21	38.23	0.26
	2	7,412	61,203	2,321,895	375,961	2,465,670	67	6,043,500	473,896	1.23	313.26	8.26	37.94	0.27
	3	8,349	68,056	2,672,679	434,667	2,826,081	58	9,556,870	515,023	0.87	320.12	8.15	39.27	0.21
	4	15,995	106,970	4,643,583	794,747	4,903,777	95	9,424,086	770,832	1.70	290.31	6.69	43.41	0.19
	5	13,931	90,052	3,740,611	584,844	3,972,252	77	9,582,899	798,662	1.45	268.51	6.46	41.54	0.19
	6	12,967	83,798	3,457,993	529,919	3,660,810	78	9,618,935	773,703	1.35	266.68	6.46	41.27	0.21
	7	12,492	80,396	3,304,655	590,658	3,496,191	93	9,610,983	801,118	1.30	264.54	6.44	41.10	0.27
	8	11,070	71,714	2,918,822	498,611	3,096,156	73	9,634,631	804,804	1.15	263.67	6.48	40.70	0.24
	9	10,723	71,858	2,895,980	471,591	3,055,291	96	9,712,177	780,276	1.10	270.07	6.70	40.30	0.31
	10	11,482	72,891	2,931,324	490,019	3,101,304	80	9,717,466	812,401	1.18	255.30	6.35	40.22	0.26
	11	10,000	64,104	2,574,626	422,576	2,727,157	61	9,733,833	786,951	1.03	257.46	6.41	40.16	0.22
	12	10,245	64,066	2,565,898	425,701	2,713,218	71	9,784,190	816,341	1.05	250.45	6.25	40.05	0.26
2009	1	11,985	100,837	3,981,887	610,097	4,195,623	101	9,017,430	753,865	1.33	332.24	8.41	39.49	0.24
	2	11,090	89,228	3,547,783	540,415	3,745,254	96	8,876,382	677,906	1.25	319.91	8.05	39.76	0.26
	3	10,546	76,848	3,081,137	476,454	3,259,052	76	8,835,776	746,958	1.19	292.16	7.29	40.09	0.23
	4	10,984	72,155	3,050,734	482,620	3,217,511	84	9,457,400	774,020	1.16	277.74	6.57	42.28	0.26
	5	9,958	66,315	2,707,875	425,835	2,862,055	70	9,597,672	800,886	1.04	271.93	6.66	40.83	0.24
	6	10,016	63,423	2,663,468	403,568	2,808,901	73	9,637,179	777,041	1.04	265.92	6.33	42.00	0.26
	7	9,770	62,037	2,524,711	408,696	2,666,174	65	9,588,050	802,104	1.02	258.41	6.35	40.70	0.24
	8	9,131	58,064	2,304,615	353,870	2,434,842	67	9,592,777	802,866	0.95	252.39	6.36	39.69	0.28
	9	8,684	53,962	2,176,473	340,537	2,293,563	59	9,643,541	776,873	0.90	250.63	6.21	40.33	0.26
	10	8,885	52,873	2,149,481	345,308	2,263,543	66	9,617,551	805,380	0.92	241.92	5.95	40.65	0.29
	11	7,900	47,001	1,842,892	294,166	1,944,605	54	9,625,285	779,854	0.82	233.28	5.95	39.21	0.28
	12	8,360	48,305	1,926,796	303,849	2,028,071	51	9,661,734	807,690	0.87	230.48	5.78	39.89	0.25
2010	1	7,719	49,712	2,024,376	309,330	2,125,112	72	8,739,367	732,598	0.88	262.26	6.44	40.72	0.34
	2	7,066	45,734	1,825,759	279,854	1,924,389	47	8,617,521	658,316	0.82	258.39	6.47	39.92	0.24

**Table 4A: Summary of Alendronate Use and Subsequent Events in the MSDD between January 1, 2006 and December 31, 2013, by Drug Use and Year-Month**

Year	Month	Users	Dispensings	Days Supplied	Amount Supplied	Days at Risk	Episodes w/ Events	Eligible Members	Member-Years	Users / 1K Eligible Members	Days Supplied/ User	Dispensings / User	Days Supplied/ Dispensing	Episodes w/ Events / 10K Days at Risk
	3	6,916	43,795	1,746,544	272,579	1,842,451	58	8,580,264	725,669	0.81	252.54	6.33	39.88	0.31
	4	8,031	47,557	2,046,274	318,725	2,155,595	55	9,292,576	760,758	0.86	254.80	5.92	43.03	0.26
	5	7,602	45,717	1,940,944	293,414	2,043,409	54	9,388,524	784,514	0.81	255.32	6.01	42.46	0.26
	6	7,791	45,227	1,917,199	307,751	2,023,147	50	9,417,815	759,783	0.83	246.08	5.81	42.39	0.25
	7	7,171	41,931	1,757,819	278,796	1,850,440	56	9,347,942	782,784	0.77	245.13	5.85	41.92	0.30
	8	7,224	41,607	1,747,076	269,305	1,834,979	51	9,335,612	781,637	0.77	241.84	5.76	41.99	0.28
	9	6,706	37,239	1,531,030	234,627	1,610,681	49	9,370,886	755,730	0.72	228.31	5.55	41.11	0.30
	10	6,743	37,261	1,533,481	240,988	1,615,172	40	9,333,525	782,075	0.72	227.42	5.53	41.16	0.25
	11	6,306	35,430	1,446,730	216,873	1,520,980	38	9,342,549	756,760	0.67	229.42	5.62	40.83	0.25
	12	5,900	32,386	1,302,285	198,861	1,370,896	34	9,376,424	784,451	0.63	220.73	5.49	40.21	0.25
2011	1	6,053	37,592	1,588,350	241,750	1,666,372	35	8,471,170	709,786	0.71	262.41	6.21	42.25	0.21
	2	5,641	35,511	1,443,515	213,998	1,518,018	50	8,362,740	639,219	0.67	255.90	6.30	40.65	0.33
	3	6,218	37,236	1,550,309	229,353	1,627,708	51	8,361,647	707,226	0.74	249.33	5.99	41.63	0.31
	4	7,628	42,081	1,827,132	272,816	1,922,604	43	9,042,653	740,359	0.84	239.53	5.52	43.42	0.22
	5	7,095	37,189	1,599,891	246,190	1,681,799	40	9,137,568	765,153	0.78	225.50	5.24	43.02	0.24
	6	6,575	34,022	1,476,801	223,150	1,554,129	41	9,140,471	740,099	0.72	224.61	5.17	43.41	0.26
	7	5,794	30,789	1,323,549	197,544	1,390,615	43	9,062,080	758,709	0.64	228.43	5.31	42.99	0.31
	8	6,223	32,613	1,388,296	206,433	1,460,448	40	9,071,001	759,039	0.69	223.09	5.24	42.57	0.27
	9	5,550	28,931	1,205,898	177,872	1,267,199	39	9,129,360	735,136	0.61	217.28	5.21	41.68	0.31
	10	5,436	27,472	1,159,874	173,966	1,220,609	30	9,122,165	763,764	0.60	213.37	5.05	42.22	0.25
	11	5,187	26,286	1,097,690	161,665	1,151,952	38	9,148,528	740,515	0.57	211.62	5.07	41.76	0.33
	12	5,108	25,098	1,045,354	159,069	1,096,867	29	9,196,532	768,287	0.56	204.65	4.91	41.65	0.26
2012	1	5,279	29,511	1,233,856	181,780	1,297,407	35	8,369,166	700,933	0.63	233.73	5.59	41.81	0.27
	2	5,040	26,964	1,132,686	169,659	1,188,269	31	8,359,321	655,339	0.60	224.74	5.35	42.01	0.26
	3	4,902	24,983	1,058,769	155,965	1,112,092	40	9,066,645	701,228	0.54	215.99	5.10	42.38	0.36
	4	5,971	28,536	1,267,079	189,043	1,331,498	40	8,954,327	733,286	0.67	212.21	4.78	44.40	0.30
	5	5,658	26,006	1,146,112	174,288	1,202,147	36	9,052,899	757,824	0.62	202.56	4.60	44.07	0.30
	6	4,919	22,873	1,011,928	149,578	1,060,455	41	9,053,042	733,267	0.54	205.72	4.65	44.24	0.39
	7	4,606	20,149	875,094	131,214	921,839	26	8,983,438	752,171	0.51	189.99	4.37	43.43	0.28
	8	4,996	21,982	943,079	143,668	990,000	36	8,996,530	753,126	0.56	188.77	4.40	42.90	0.36
	9	4,312	18,497	786,019	117,847	826,452	29	9,068,687	729,304	0.48	182.29	4.29	42.49	0.35
	10	5,003	21,052	910,881	135,486	957,748	27	9,063,657	759,207	0.55	182.07	4.21	43.27	0.28
	11	4,579	19,205	806,257	119,943	844,812	17	9,085,885	735,562	0.50	176.08	4.19	41.98	0.20
	12	4,175	17,301	728,423	108,877	766,057	29	9,120,792	763,197	0.46	174.47	4.14	42.10	0.38
2013	1	4,319	18,573	783,001	116,409	822,441	20	8,449,860	708,120	0.51	181.29	4.30	42.16	0.24

**Table 4A: Summary of Alendronate Use and Subsequent Events in the MSDD between January 1, 2006 and December 31, 2013, by Drug Use and Year-Month**

Year	Month	Users	Dispensings	Days Supplied	Amount Supplied	Days at Risk	Episodes w/ Events	Eligible Members	Member-Years	Users / 1K Eligible Members	Days Supplied/ User	Dispensings / User	Days Supplied/ Dispensing	Episodes w/ Events / 10K Days at Risk
	2	3,933	16,700	694,443	102,769	731,674	23	8,339,907	637,565	0.47	176.57	4.25	41.58	0.31
	3	3,944	16,210	670,543	100,533	707,227	24	8,336,138	705,235	0.47	170.02	4.11	41.37	0.34
	4	5,477	20,004	850,734	127,778	895,446	28	9,065,738	742,507	0.60	155.33	3.65	42.53	0.31
	5	5,217	17,851	764,117	113,496	802,544	25	9,158,815	767,299	0.57	146.47	3.42	42.81	0.31
	6	4,488	14,895	625,392	94,436	659,598	24	9,165,373	742,153	0.49	139.35	3.32	41.99	0.36
	7	4,780	15,126	616,908	93,276	649,601	16	9,130,734	764,842	0.52	129.06	3.16	40.78	0.25
	8	4,855	14,235	574,435	86,717	603,040	20	9,136,204	765,358	0.53	118.32	2.93	40.35	0.33
	9	4,502	12,172	478,916	73,724	503,198	16	9,291,209	741,112	0.48	106.38	2.70	39.35	0.32
	10	5,298	13,447	508,337	80,927	533,554	20	9,283,184	777,904	0.57	95.95	2.54	37.80	0.37
	11	4,488	9,628	364,435	60,345	379,087	12	9,296,264	753,179	0.48	81.20	2.15	37.85	0.32
	12	4,172	7,924	266,798	40,467	278,878	12	9,303,088	777,920	0.45	63.95	1.90	33.67	0.43
<b>Alendronate and Hip Fracture; Exposure Extension Period= 0; Minimum Episode Duration=365</b>														
2006	1	105	2,148	85,441	30,144	90,969	1	208,981	14,648	0.50	813.72	20.46	39.78	0.11
	2	85	1,557	65,866	9,393	69,519	1	174,008	13,195	0.49	774.89	18.32	42.30	0.14
	3	90	1,964	68,399	10,330	74,379	1	175,882	14,719	0.51	759.99	21.82	34.83	0.13
	4	2,269	46,986	1,950,868	403,223	2,055,420	45	3,626,595	293,598	0.63	859.79	20.71	41.52	0.22
	5	1,806	39,150	1,562,603	278,792	1,656,023	24	3,693,329	305,889	0.49	865.23	21.68	39.91	0.14
	6	1,837	39,103	1,530,852	322,590	1,624,463	23	3,722,959	297,591	0.49	833.34	21.29	39.15	0.14
	7	1,703	35,069	1,403,563	269,471	1,489,996	28	3,749,749	306,864	0.45	824.17	20.59	40.02	0.19
	8	1,919	39,616	1,545,662	283,666	1,654,743	21	3,748,548	309,143	0.51	805.45	20.64	39.02	0.13
	9	1,771	36,379	1,410,037	296,932	1,502,579	22	3,781,535	301,979	0.47	796.18	20.54	38.76	0.15
	10	1,760	36,279	1,438,481	276,713	1,532,382	27	3,788,182	314,380	0.46	817.32	20.61	39.65	0.18
	11	1,672	34,048	1,324,789	265,405	1,411,308	21	3,795,365	305,212	0.44	792.34	20.36	38.91	0.15
	12	1,471	30,106	1,168,705	197,614	1,239,039	25	3,814,789	316,960	0.39	794.50	20.47	38.82	0.20
2007	1	1,855	40,303	1,537,450	323,819	1,645,610	22	3,826,945	305,735	0.48	828.81	21.73	38.15	0.13
	2	1,630	34,113	1,326,777	235,616	1,408,815	18	3,649,738	276,160	0.45	813.97	20.93	38.89	0.13
	3	1,599	32,729	1,289,033	235,057	1,374,519	20	3,653,654	306,076	0.44	806.15	20.47	39.39	0.15
	4	1,652	33,728	1,322,051	278,879	1,408,048	19	3,859,419	312,665	0.43	800.27	20.42	39.20	0.13
	5	1,630	32,621	1,284,438	231,089	1,367,929	14	3,906,718	323,929	0.42	788.00	20.01	39.37	0.10
	6	1,474	28,947	1,158,577	190,183	1,228,907	23	3,921,865	313,945	0.38	786.01	19.64	40.02	0.19
	7	1,453	28,106	1,134,229	213,412	1,209,991	15	3,929,800	324,791	0.37	780.61	19.34	40.36	0.12
	8	1,573	31,354	1,225,669	194,035	1,313,116	18	5,128,939	332,404	0.31	779.19	19.93	39.09	0.14
	9	2,136	42,339	1,681,904	269,585	1,784,520	30	5,178,753	414,540	0.41	787.41	19.82	39.72	0.17
	10	2,357	47,895	1,829,247	296,318	1,939,819	44	5,183,879	430,760	0.45	776.09	20.32	38.19	0.23
	11	2,212	44,267	1,726,212	302,563	1,830,279	34	5,193,740	417,352	0.43	780.39	20.01	39.00	0.19

**Table 4A: Summary of Alendronate Use and Subsequent Events in the MSDD between January 1, 2006 and December 31, 2013, by Drug Use and Year-Month**

Year	Month	Users	Dispensings	Days Supplied	Amount Supplied	Days at Risk	Episodes w/ Events	Eligible Members	Member-Years	Users / 1K Eligible Members	Days Supplied/ User	Dispensings / User	Days Supplied/ Dispensing	Episodes w/ Events / 10K Days at Risk
2008	12	2,151	44,936	1,719,405	277,471	1,821,573	36	5,209,751	432,938	0.41	799.35	20.89	38.26	0.20
	1	3,056	63,103	2,492,475	381,046	2,639,241	57	5,218,219	403,325	0.59	815.60	20.65	39.50	0.22
	2	2,695	57,191	2,224,705	363,489	2,356,433	43	4,824,545	374,335	0.56	825.49	21.22	38.90	0.18
	3	3,024	62,204	2,506,281	399,552	2,645,613	49	7,438,908	405,239	0.41	828.80	20.57	40.29	0.19
	4	4,780	86,694	3,796,876	646,584	4,000,991	68	7,396,422	595,908	0.65	794.33	18.14	43.80	0.17
	5	3,924	72,950	3,077,078	465,585	3,260,810	41	7,482,552	618,372	0.52	784.17	18.59	42.18	0.13
	6	3,619	68,246	2,844,466	433,206	2,996,116	60	7,531,033	600,762	0.48	785.98	18.86	41.68	0.20
	7	3,606	66,419	2,763,181	480,692	2,915,647	62	7,567,072	621,816	0.48	766.27	18.42	41.60	0.21
	8	3,424	61,764	2,572,071	432,589	2,726,790	55	7,544,489	624,941	0.45	751.19	18.04	41.64	0.20
	9	3,440	63,895	2,627,377	430,402	2,769,049	78	7,615,189	606,196	0.45	763.77	18.57	41.12	0.28
	10	3,594	64,546	2,650,850	432,029	2,806,491	58	7,622,131	630,217	0.47	737.58	17.96	41.07	0.21
	11	3,212	56,773	2,372,673	379,937	2,513,809	33	7,617,592	611,153	0.42	738.69	17.68	41.79	0.13
12	3,315	58,562	2,408,583	399,329	2,550,406	51	7,649,293	634,471	0.43	726.57	17.67	41.13	0.20	
2009	1	4,708	92,037	3,727,043	557,380	3,917,960	77	7,659,340	579,291	0.61	791.64	19.55	40.50	0.20
	2	4,278	80,690	3,280,183	499,083	3,465,435	72	6,894,541	519,966	0.62	766.76	18.86	40.65	0.21
	3	3,751	68,128	2,824,631	422,823	2,986,208	44	6,871,423	574,032	0.55	753.03	18.16	41.46	0.15
	4	3,630	62,212	2,695,518	416,902	2,839,169	56	7,362,877	593,566	0.49	742.57	17.14	43.33	0.20
	5	3,262	57,590	2,417,609	365,933	2,551,542	42	7,424,329	612,267	0.44	741.14	17.65	41.98	0.16
	6	3,265	55,892	2,414,472	363,076	2,546,785	49	7,436,607	593,771	0.44	739.50	17.12	43.20	0.19
	7	3,032	53,765	2,254,248	351,210	2,377,282	47	7,437,548	612,374	0.41	743.49	17.73	41.93	0.20
	8	2,942	52,358	2,124,235	312,157	2,245,886	44	7,389,548	611,953	0.40	722.04	17.80	40.57	0.20
	9	2,849	49,072	2,041,702	329,155	2,152,931	46	7,426,264	592,050	0.38	716.64	17.22	41.61	0.21
	10	2,788	47,314	2,004,001	321,132	2,114,283	49	7,417,932	613,406	0.38	718.80	16.97	42.36	0.23
	11	2,454	42,140	1,711,489	266,738	1,808,682	37	7,392,634	593,971	0.33	697.43	17.17	40.61	0.20
	12	2,559	43,477	1,804,681	273,266	1,901,519	33	7,417,138	615,402	0.35	705.23	16.99	41.51	0.17
2010	1	2,594	45,374	1,897,960	287,870	1,994,898	48	7,413,441	560,435	0.35	731.67	17.49	41.83	0.24
	2	2,275	40,450	1,668,712	246,952	1,760,460	34	6,657,841	502,928	0.34	733.50	17.78	41.25	0.19
	3	2,298	40,189	1,668,034	252,218	1,762,932	34	6,639,043	555,839	0.35	725.86	17.49	41.50	0.19
	4	2,498	40,428	1,781,025	265,131	1,876,186	42	7,219,612	584,180	0.35	712.98	16.18	44.05	0.22
	5	2,444	40,345	1,745,428	256,760	1,839,098	38	7,300,351	604,924	0.33	714.17	16.51	43.26	0.21
	6	2,396	39,178	1,697,997	256,642	1,793,938	34	7,338,548	586,771	0.33	708.68	16.35	43.34	0.19
	7	2,211	36,235	1,560,610	233,871	1,642,750	42	7,339,671	604,251	0.30	705.84	16.39	43.07	0.26
	8	2,293	37,142	1,610,081	241,292	1,690,113	39	7,281,146	604,160	0.31	702.17	16.20	43.35	0.23
	9	2,075	33,420	1,411,746	214,596	1,486,698	39	7,316,802	584,796	0.28	680.36	16.11	42.24	0.26
	10	2,035	33,022	1,414,320	214,464	1,492,146	17	7,310,700	606,497	0.28	695.00	16.23	42.83	0.11

**Table 4A: Summary of Alendronate Use and Subsequent Events in the MSDD between January 1, 2006 and December 31, 2013, by Drug Use and Year-Month**

Year	Month	Users	Dispensings	Days Supplied	Amount Supplied	Days at Risk	Episodes w/ Events	Eligible Members	Member-Years	Users / 1K Eligible Members	Days Supplied/ User	Dispensings / User	Days Supplied/ Dispensing	Episodes w/ Events / 10K Days at Risk
2011	11	1,978	32,153	1,344,840	197,848	1,417,651	31	7,306,188	587,495	0.27	679.90	16.26	41.83	0.22
	12	1,809	29,420	1,223,010	180,927	1,289,736	25	7,330,634	609,101	0.25	676.07	16.26	41.57	0.19
	1	2,116	34,633	1,486,844	221,772	1,561,341	30	7,331,682	558,610	0.29	702.67	16.37	42.93	0.19
	2	1,883	31,506	1,303,620	195,205	1,374,439	35	6,638,518	502,242	0.28	692.31	16.73	41.38	0.25
	3	2,035	32,999	1,407,492	206,414	1,480,397	31	6,636,503	555,269	0.31	691.64	16.22	42.65	0.21
	4	2,252	34,118	1,512,138	224,482	1,593,103	27	7,158,623	579,695	0.31	671.46	15.15	44.32	0.17
	5	2,075	31,546	1,368,040	210,778	1,438,888	27	7,214,296	599,123	0.29	659.30	15.20	43.37	0.19
	6	1,957	28,643	1,267,069	190,492	1,334,237	23	7,220,922	579,795	0.27	647.45	14.64	44.24	0.17
	7	1,796	26,845	1,168,963	172,384	1,229,501	24	7,223,156	594,721	0.25	650.87	14.95	43.54	0.20
	8	1,944	28,405	1,240,413	182,278	1,306,019	16	7,168,716	595,175	0.27	638.07	14.61	43.67	0.12
	9	1,744	26,091	1,095,321	160,130	1,156,248	21	7,225,842	576,657	0.24	628.05	14.96	41.98	0.18
	10	1,683	24,151	1,050,743	156,910	1,109,753	16	7,227,337	599,683	0.23	624.33	14.35	43.51	0.14
2012	11	1,667	23,809	1,011,634	148,724	1,068,178	22	7,232,437	581,203	0.23	606.86	14.28	42.49	0.21
	12	1,632	23,018	961,879	143,717	1,015,447	28	7,263,595	602,849	0.22	589.39	14.10	41.79	0.28
	1	1,869	26,377	1,129,719	165,167	1,191,201	24	7,272,631	567,223	0.26	604.45	14.11	42.83	0.20
	2	1,655	23,466	997,316	148,646	1,049,560	19	6,790,780	526,971	0.24	602.61	14.18	42.50	0.18
	3	1,617	21,903	941,916	137,501	994,242	24	7,307,021	563,964	0.22	582.51	13.55	43.00	0.24
	4	1,781	22,788	1,013,198	151,291	1,067,975	26	7,244,154	586,536	0.25	568.89	12.80	44.46	0.24
	5	1,670	20,758	919,660	137,701	968,090	16	7,303,531	606,560	0.23	550.69	12.43	44.30	0.17
	6	1,596	19,486	863,869	128,354	910,079	20	7,311,769	587,269	0.22	541.27	12.21	44.33	0.22
	7	1,394	16,314	715,912	107,490	757,221	14	7,315,231	604,923	0.19	513.57	11.70	43.88	0.18
	8	1,637	18,446	812,403	122,878	858,467	22	7,292,272	605,573	0.22	496.28	11.27	44.04	0.26
	9	1,415	15,678	678,598	100,274	717,976	17	7,362,209	586,444	0.19	479.57	11.08	43.28	0.24
	10	1,696	17,739	777,649	116,255	821,698	17	7,358,127	610,840	0.23	458.52	10.46	43.84	0.21
2013	11	1,550	15,958	680,136	99,790	719,328	13	7,362,484	591,533	0.21	438.80	10.30	42.62	0.18
	12	1,502	14,479	625,829	92,942	661,329	14	7,378,073	611,280	0.20	416.66	9.64	43.22	0.21
	1	1,579	14,397	630,560	93,676	664,883	10	7,345,739	525,034	0.21	399.34	9.12	43.80	0.15
	2	665	7,109	278,075	40,777	296,860	1	6,218,547	346,495	0.11	418.16	10.69	39.12	0.03
	3	646	6,859	257,812	38,425	274,158	4	4,521,441	377,265	0.14	399.09	10.62	37.59	0.15
	4	694	6,704	262,171	39,343	279,491	0	4,789,817	386,026	0.14	377.77	9.66	39.11	0.00
	5	295	2,779	112,487	16,308	119,552	1	4,751,364	167,546	0.06	381.31	9.42	40.48	0.08
	6	256	2,313	90,729	13,692	96,813	1	1,940,729	154,524	0.13	354.41	9.04	39.23	0.10
	7	16	121	5,586	945	5,840	0	1,908,331	5,225	0.01	349.13	7.56	46.17	0.00
	8	0	0	0	0	0	0	0	0	---	---	---	---	---
	9	0	0	0	0	0	0	0	0	---	---	---	---	---

**Table 4A: Summary of Alendronate Use and Subsequent Events in the MSDD between January 1, 2006 and December 31, 2013, by Drug Use and Year-Month**

Year	Month	Users	Dispensings	Days Supplied	Amount Supplied	Days at Risk	Episodes w/ Events	Eligible Members	Member-Years	Users / 1K Eligible Members	Days Supplied/ User	Dispensings / User	Days Supplied/ Dispensing	Episodes w/ Events / 10K Days at Risk	
	10	0	0	0	0	0	0	0	0	---	---	---	---	---	
	11	0	0	0	0	0	0	0	0	---	---	---	---	---	
	12	0	0	0	0	0	0	0	0	---	---	---	---	---	
<b>Alendronate and Hip Fracture; Exposure Extension Period= 0; Minimum Episode Duration=730</b>															
2006	1	46	1,367	58,532	26,306	61,162	0	152,329	11,882	0.30	1,272.43	29.72	42.82	0.00	
	2	34	982	41,129	5,864	42,560	1	141,575	10,742	0.24	1,209.68	28.88	41.88	0.23	
	3	36	1,220	42,988	6,420	45,855	0	142,753	11,941	0.25	1,194.11	33.89	35.24	0.00	
	4	1,144	33,980	1,408,340	283,673	1,467,521	32	3,005,841	243,812	0.38	1,231.07	29.70	41.45	0.22	
	5	920	28,126	1,141,653	185,617	1,195,307	15	3,062,550	253,664	0.30	1,240.93	30.57	40.59	0.13	
	6	901	27,654	1,096,098	235,846	1,149,397	12	3,081,650	246,663	0.29	1,216.53	30.69	39.64	0.10	
	7	806	24,516	981,621	156,967	1,029,732	18	3,102,935	255,902	0.26	1,217.89	30.42	40.04	0.17	
	8	925	27,555	1,087,306	180,861	1,148,425	16	3,120,348	258,009	0.30	1,175.47	29.79	39.46	0.14	
	9	829	25,341	970,028	183,055	1,022,060	10	3,149,311	252,213	0.26	1,170.12	30.57	38.28	0.10	
	10	862	25,573	1,020,399	177,098	1,073,065	21	3,156,078	262,630	0.27	1,183.76	29.67	39.90	0.20	
	11	806	23,658	929,345	178,154	976,943	12	3,162,706	254,748	0.25	1,153.03	29.35	39.28	0.12	
	12	686	20,886	806,860	130,667	843,333	16	3,175,841	264,241	0.22	1,176.18	30.45	38.63	0.19	
2007	1	912	28,426	1,089,392	214,514	1,153,009	13	3,182,232	248,329	0.29	1,194.51	31.17	38.32	0.11	
	2	754	22,961	901,978	151,226	945,501	9	2,951,794	222,966	0.26	1,196.26	30.45	39.28	0.10	
	3	746	22,286	880,381	145,881	927,680	11	2,943,176	246,078	0.25	1,180.14	29.87	39.50	0.12	
	4	758	22,866	893,441	159,384	940,756	12	3,088,475	249,632	0.25	1,178.68	30.17	39.07	0.13	
	5	751	22,094	874,678	159,987	919,267	5	3,112,862	258,564	0.24	1,164.68	29.42	39.59	0.05	
	6	672	19,436	788,065	116,713	823,398	12	3,123,442	250,571	0.22	1,172.72	28.92	40.55	0.15	
	7	675	18,882	777,564	141,163	819,712	10	3,129,759	258,823	0.22	1,151.95	27.97	41.18	0.12	
	8	731	21,158	846,347	132,671	894,804	10	4,070,464	264,512	0.18	1,157.79	28.94	40.00	0.11	
	9	992	28,863	1,165,559	172,979	1,219,642	21	4,102,291	329,219	0.24	1,174.96	29.10	40.38	0.17	
	10	1,121	32,893	1,275,995	196,082	1,336,438	29	4,106,115	341,337	0.27	1,138.26	29.34	38.79	0.22	
	11	1,067	30,954	1,224,864	209,579	1,282,277	20	4,106,777	330,574	0.26	1,147.95	29.01	39.57	0.16	
	12	1,087	32,505	1,266,480	202,288	1,323,073	24	4,119,448	343,110	0.26	1,165.11	29.90	38.96	0.18	
2008	1	1,582	45,265	1,834,096	278,680	1,916,895	38	4,129,160	323,379	0.38	1,159.35	28.61	40.52	0.20	
	2	1,418	41,830	1,654,029	262,724	1,732,809	30	3,863,817	300,741	0.37	1,166.45	29.50	39.54	0.17	
	3	1,589	44,661	1,842,409	296,238	1,921,710	36	5,745,749	325,573	0.28	1,159.48	28.11	41.25	0.19	
	4	2,277	57,858	2,594,032	441,983	2,704,457	40	5,720,566	461,698	0.40	1,139.23	25.41	44.83	0.15	
	5	1,757	47,756	2,035,571	304,924	2,130,952	20	5,779,436	477,258	0.30	1,158.55	27.18	42.62	0.09	
	6	1,690	45,777	1,926,582	294,528	2,007,778	37	5,795,476	463,297	0.29	1,139.99	27.09	42.09	0.18	
	7	1,653	43,630	1,853,488	326,791	1,931,640	40	5,819,900	479,061	0.28	1,121.29	26.39	42.48	0.21	

**Table 4A: Summary of Alendronate Use and Subsequent Events in the MSDD between January 1, 2006 and December 31, 2013, by Drug Use and Year-Month**

Year	Month	Users	Dispensings	Days Supplied	Amount Supplied	Days at Risk	Episodes w/ Events	Eligible Members	Member-Years	Users / 1K Eligible Members	Days Supplied/ User	Dispensings / User	Days Supplied/ Dispensing	Episodes w/ Events / 10K Days at Risk
	8	1,499	39,929	1,675,971	278,580	1,757,091	30	5,797,372	480,521	0.26	1,118.06	26.64	41.97	0.17
	9	1,556	42,634	1,765,627	276,728	1,837,608	48	5,836,092	465,895	0.27	1,134.72	27.40	41.41	0.26
	10	1,534	41,238	1,716,457	267,977	1,800,515	22	5,838,351	483,691	0.26	1,118.94	26.88	41.62	0.12
	11	1,379	36,377	1,541,461	238,137	1,614,615	13	5,830,039	468,935	0.24	1,117.81	26.38	42.37	0.08
	12	1,446	37,854	1,591,693	261,311	1,665,792	25	5,852,403	486,569	0.25	1,100.76	26.18	42.05	0.15
2009	1	2,184	62,196	2,525,596	375,473	2,625,789	45	5,860,126	446,250	0.37	1,156.41	28.48	40.61	0.17
	2	1,894	51,943	2,154,453	332,472	2,247,734	40	5,306,369	401,269	0.36	1,137.51	27.43	41.48	0.18
	3	1,606	43,784	1,824,477	275,393	1,906,586	27	5,298,566	444,107	0.30	1,136.04	27.26	41.67	0.14
	4	1,547	39,351	1,736,905	257,509	1,810,521	39	5,653,671	458,117	0.27	1,122.76	25.44	44.14	0.22
	5	1,397	37,440	1,574,397	239,546	1,641,191	27	5,717,888	474,601	0.24	1,126.98	26.80	42.05	0.16
	6	1,430	35,736	1,579,018	234,758	1,647,856	29	5,751,909	460,872	0.25	1,104.21	24.99	44.19	0.18
	7	1,332	34,733	1,481,597	221,287	1,545,288	23	5,757,613	474,801	0.23	1,112.31	26.08	42.66	0.15
	8	1,247	33,187	1,361,019	199,387	1,422,534	25	5,713,659	475,131	0.22	1,091.43	26.61	41.01	0.18
	9	1,234	31,276	1,323,848	197,776	1,377,546	23	5,751,691	460,094	0.21	1,072.81	25.35	42.33	0.17
	10	1,204	30,155	1,309,138	198,143	1,362,288	31	5,751,049	477,903	0.21	1,087.32	25.05	43.41	0.23
	11	1,038	26,747	1,104,806	168,558	1,151,807	23	5,746,963	463,246	0.18	1,064.36	25.77	41.31	0.20
	12	1,117	28,627	1,197,770	175,548	1,251,208	14	5,772,010	479,987	0.19	1,072.31	25.63	41.84	0.11
2010	1	1,151	29,280	1,240,317	186,914	1,287,348	30	5,771,901	442,381	0.20	1,077.60	25.44	42.36	0.23
	2	1,037	26,649	1,109,336	161,333	1,157,969	17	5,252,236	397,698	0.20	1,069.76	25.70	41.63	0.15
	3	1,023	25,949	1,085,925	157,279	1,139,191	16	5,244,757	439,220	0.20	1,061.51	25.37	41.85	0.14
	4	1,089	25,674	1,150,776	168,724	1,197,449	26	5,682,597	460,761	0.19	1,056.73	23.58	44.82	0.22
	5	1,114	26,364	1,153,260	171,062	1,201,541	23	5,745,761	477,142	0.19	1,035.24	23.67	43.74	0.19
	6	1,098	25,920	1,137,550	172,285	1,190,356	21	5,775,083	462,865	0.19	1,036.02	23.61	43.89	0.18
	7	996	23,932	1,033,699	154,866	1,078,875	19	5,775,399	476,684	0.17	1,037.85	24.03	43.19	0.18
	8	1,011	23,588	1,043,660	157,231	1,081,490	26	5,726,868	476,829	0.18	1,032.30	23.33	44.25	0.24
	9	898	21,158	902,661	137,100	940,928	19	5,757,378	461,609	0.16	1,005.19	23.56	42.66	0.20
	10	979	22,377	980,034	147,217	1,024,307	11	5,752,448	478,775	0.17	1,001.06	22.86	43.80	0.11
	11	909	21,552	897,060	133,978	940,090	13	5,752,333	463,449	0.16	986.86	23.71	41.62	0.14
	12	857	19,772	833,349	124,616	869,823	13	5,765,114	480,318	0.15	972.40	23.07	42.15	0.15
2011	1	998	23,066	986,767	148,598	1,025,732	17	5,767,629	454,502	0.17	988.74	23.11	42.78	0.17
	2	876	20,764	854,270	128,990	894,205	18	5,388,279	407,534	0.16	975.19	23.70	41.14	0.20
	3	972	21,711	931,245	136,155	970,421	15	5,375,124	450,650	0.18	958.07	22.34	42.89	0.15
	4	1,005	21,595	943,191	139,055	985,105	17	5,771,145	468,043	0.17	938.50	21.49	43.68	0.17
	5	946	19,849	873,310	131,403	910,596	13	5,812,206	484,176	0.16	923.16	20.98	44.00	0.14
	6	891	17,956	801,088	119,623	837,464	12	5,821,225	468,702	0.15	899.09	20.15	44.61	0.14



**Table 4A: Summary of Alendronate Use and Subsequent Events in the MSDD between January 1, 2006 and December 31, 2013, by Drug Use and Year-Month**

Year	Month	Users	Dispensings	Days Supplied	Amount Supplied	Days at Risk	Episodes w/ Events	Eligible Members	Member-Years	Users / 1K Eligible Members	Days Supplied/ User	Dispensings / User	Days Supplied/ Dispensing	Episodes w/ Events / 10K Days at Risk
2012	7	857	16,952	753,947	109,109	785,655	14	5,823,512	482,969	0.15	879.75	19.78	44.48	0.18
	8	939	18,577	803,805	118,888	839,810	8	5,808,561	483,524	0.16	856.02	19.78	43.27	0.10
	9	848	16,974	713,367	103,845	744,340	10	5,853,601	468,428	0.14	841.23	20.02	42.03	0.13
	10	818	15,048	669,251	101,459	699,251	10	5,854,462	487,019	0.14	818.16	18.40	44.47	0.14
	11	838	15,662	660,724	97,865	691,719	15	5,856,484	471,865	0.14	788.45	18.69	42.19	0.22
	12	795	14,769	609,679	90,071	637,582	13	5,880,150	487,575	0.14	766.89	18.58	41.28	0.20
	1	890	15,479	667,578	99,591	697,170	12	5,860,582	423,601	0.15	750.09	17.39	43.13	0.17
	2	486	9,218	373,010	54,899	388,504	8	5,014,012	293,359	0.10	767.51	18.97	40.47	0.21
	3	407	7,684	304,490	44,067	320,472	2	3,892,660	304,961	0.10	748.13	18.88	39.63	0.06
	4	372	6,454	270,415	38,588	284,333	2	3,851,422	310,697	0.10	726.92	17.35	41.90	0.07
	5	130	2,211	95,225	14,082	99,525	1	3,834,876	127,018	0.03	732.50	17.01	43.07	0.10
	6	120	2,103	84,606	12,021	89,416	1	1,459,478	116,722	0.08	705.05	17.53	40.23	0.11
2013	7	1	9	715	102	730	0	1,437,654	3,936	0.00	715.00	9.00	79.44	0.00
	8	0	0	0	0	0	0	0	0	---	---	---	---	---
	9	0	0	0	0	0	0	0	0	---	---	---	---	---
	10	0	0	0	0	0	0	0	0	---	---	---	---	---
	11	0	0	0	0	0	0	0	0	---	---	---	---	---
	12	0	0	0	0	0	0	0	0	---	---	---	---	---
	1	0	0	0	0	0	0	0	0	---	---	---	---	---
	2	0	0	0	0	0	0	0	0	---	---	---	---	---
	3	0	0	0	0	0	0	0	0	---	---	---	---	---
	4	0	0	0	0	0	0	0	0	---	---	---	---	---
	5	0	0	0	0	0	0	0	0	---	---	---	---	---
	6	0	0	0	0	0	0	0	0	---	---	---	---	---
7	0	0	0	0	0	0	0	0	---	---	---	---	---	
8	0	0	0	0	0	0	0	0	---	---	---	---	---	
9	0	0	0	0	0	0	0	0	---	---	---	---	---	
10	0	0	0	0	0	0	0	0	---	---	---	---	---	
11	0	0	0	0	0	0	0	0	---	---	---	---	---	
12	0	0	0	0	0	0	0	0	---	---	---	---	---	

**Alendronate and Hip Fracture; Exposure Extension Period= 0; Minimum Episode Duration=1096**

2006	1	28	1,010	43,227	24,125	44,780	0	124,926	10,131	0.22	1,543.82	36.07	42.80	0.00
	2	17	662	27,450	3,914	28,706	0	120,727	9,173	0.14	1,614.71	38.94	41.47	0.00
	3	22	952	31,846	4,832	33,651	0	121,649	10,191	0.18	1,447.55	43.27	33.45	0.00

**Table 4A: Summary of Alendronate Use and Subsequent Events in the MSDD between January 1, 2006 and December 31, 2013, by Drug Use and Year-Month**

Year	Month	Users	Dispensings	Days Supplied	Amount Supplied	Days at Risk	Episodes w/ Events	Eligible Members	Member-Years	Users / 1K Eligible Members	Days Supplied/ User	Dispensings / User	Days Supplied/ Dispensing	Episodes w/ Events / 10K Days at Risk
	4	597	22,568	945,512	206,067	975,394	23	2,436,775	197,005	0.24	1,583.77	37.80	41.90	0.24
	5	488	19,141	781,788	120,321	813,783	8	2,471,466	204,972	0.20	1,602.02	39.22	40.84	0.10
	6	478	18,633	746,544	170,870	773,832	8	2,486,727	199,243	0.19	1,561.81	38.98	40.07	0.10
	7	435	16,852	674,303	102,921	700,429	14	2,502,878	206,312	0.17	1,550.12	38.74	40.01	0.20
	8	479	17,980	720,605	124,423	757,231	9	2,513,517	207,852	0.19	1,504.39	37.54	40.08	0.12
	9	404	16,011	624,816	97,321	650,803	7	2,534,769	203,078	0.16	1,546.57	39.63	39.02	0.11
	10	455	17,030	693,164	121,223	721,308	13	2,537,444	211,262	0.18	1,523.44	37.43	40.70	0.18
	11	427	15,611	624,635	117,135	648,917	8	2,540,457	204,719	0.17	1,462.85	36.56	40.01	0.12
	12	363	13,807	547,125	88,759	566,780	9	2,549,935	212,470	0.14	1,507.23	38.04	39.63	0.16
2007	1	497	19,352	747,105	145,822	786,128	6	2,556,023	201,756	0.19	1,503.23	38.94	38.61	0.08
	2	407	15,491	612,349	89,996	636,542	6	2,402,214	181,906	0.17	1,504.54	38.06	39.53	0.09
	3	404	14,827	597,888	98,088	624,254	8	2,401,562	201,274	0.17	1,479.92	36.70	40.32	0.13
	4	393	14,876	584,746	113,935	610,488	8	2,510,780	203,379	0.16	1,487.90	37.85	39.31	0.13
	5	367	13,612	551,108	103,581	572,697	4	2,533,749	211,076	0.14	1,501.66	37.09	40.49	0.07
	6	345	12,643	511,901	74,419	531,365	7	2,547,964	204,555	0.14	1,483.77	36.65	40.49	0.13
	7	324	11,308	486,811	99,285	507,328	6	2,552,321	211,359	0.13	1,502.50	34.90	43.05	0.12
	8	378	13,623	557,056	81,976	583,489	6	3,312,052	216,056	0.11	1,473.69	36.04	40.89	0.10
	9	511	18,559	764,335	115,568	792,047	14	3,337,764	267,995	0.15	1,495.76	36.32	41.18	0.18
	10	536	20,262	790,824	118,017	820,423	14	3,338,086	277,819	0.16	1,475.42	37.80	39.03	0.17
	11	532	19,557	782,691	129,832	811,207	14	3,339,461	269,206	0.16	1,471.22	36.76	40.02	0.17
	12	564	21,588	840,573	122,867	869,296	19	3,350,773	279,393	0.17	1,490.38	38.28	38.94	0.22
2008	1	772	27,879	1,150,616	168,837	1,190,903	26	3,358,106	263,877	0.23	1,490.44	36.11	41.27	0.22
	2	694	26,354	1,053,193	153,234	1,093,619	17	3,157,768	246,257	0.22	1,517.57	37.97	39.96	0.16
	3	785	28,424	1,168,698	172,192	1,208,256	21	4,466,993	266,736	0.18	1,488.79	36.21	41.12	0.17
	4	1,055	35,500	1,569,264	258,409	1,623,284	24	4,434,203	363,221	0.24	1,487.45	33.65	44.20	0.15
	5	863	30,166	1,283,564	191,658	1,334,071	12	4,501,885	377,156	0.19	1,487.33	34.95	42.55	0.09
	6	781	27,756	1,158,814	170,236	1,199,261	18	4,531,116	366,512	0.17	1,483.76	35.54	41.75	0.15
	7	749	25,549	1,098,240	163,311	1,132,414	23	4,524,591	378,594	0.17	1,466.28	34.11	42.99	0.20
	8	711	24,329	1,024,666	150,821	1,067,056	12	4,537,053	380,914	0.16	1,441.16	34.22	42.12	0.11
	9	742	26,396	1,091,895	165,787	1,131,431	16	4,566,269	369,353	0.16	1,471.56	35.57	41.37	0.14
	10	736	25,415	1,072,033	159,917	1,115,813	11	4,569,773	383,891	0.16	1,456.57	34.53	42.18	0.10
	11	648	21,867	942,912	141,816	982,694	6	4,584,098	372,417	0.14	1,455.11	33.75	43.12	0.06
	12	667	22,423	957,582	142,138	994,272	9	4,604,584	386,342	0.14	1,435.66	33.62	42.71	0.09
2009	1	1,079	39,000	1,588,274	232,562	1,638,769	27	4,245,596	356,782	0.25	1,471.99	36.14	40.72	0.16
	2	893	30,639	1,304,151	193,201	1,351,127	22	4,212,506	322,124	0.21	1,460.42	34.31	42.57	0.16

**Table 4A: Summary of Alendronate Use and Subsequent Events in the MSDD between January 1, 2006 and December 31, 2013, by Drug Use and Year-Month**

Year	Month	Users	Dispensings	Days Supplied	Amount Supplied	Days at Risk	Episodes w/ Events	Eligible Members	Member-Years	Users / 1K Eligible Members	Days Supplied/ User	Dispensings / User	Days Supplied/ Dispensing	Episodes w/ Events / 10K Days at Risk
	3	783	26,882	1,130,504	167,608	1,171,743	16	4,251,588	356,136	0.18	1,443.81	34.33	42.05	0.14
	4	733	23,525	1,050,919	159,335	1,086,824	23	4,504,149	365,498	0.16	1,433.72	32.09	44.67	0.21
	5	696	23,399	990,926	144,012	1,022,533	18	4,555,484	378,538	0.15	1,423.74	33.62	42.35	0.18
	6	681	21,060	961,102	141,462	994,532	14	4,581,856	367,480	0.15	1,411.31	30.93	45.64	0.14
	7	642	20,985	910,824	138,411	944,211	10	4,584,151	378,204	0.14	1,418.73	32.69	43.40	0.11
	8	581	19,757	812,023	117,974	841,976	13	4,544,114	378,612	0.13	1,397.63	34.01	41.10	0.15
	9	563	18,195	775,860	115,749	800,217	11	4,577,436	366,670	0.12	1,378.08	32.32	42.64	0.14
	10	581	18,315	798,931	122,228	826,975	16	4,576,705	381,051	0.13	1,375.10	31.52	43.62	0.19
	11	482	15,765	652,914	96,449	676,643	8	4,576,260	369,226	0.11	1,354.59	32.71	41.42	0.12
	12	550	17,597	737,069	105,889	765,196	9	4,593,420	382,518	0.12	1,340.13	31.99	41.89	0.12
2010	1	546	17,108	729,686	109,355	753,508	14	4,592,694	364,184	0.12	1,336.42	31.33	42.65	0.19
	2	490	15,859	654,282	94,291	676,827	7	4,323,580	327,047	0.11	1,335.27	32.37	41.26	0.10
	3	498	15,468	655,162	94,405	682,091	7	4,308,808	361,434	0.12	1,315.59	31.06	42.36	0.10
	4	518	14,857	673,976	100,519	696,759	13	4,658,049	377,963	0.11	1,301.11	28.68	45.36	0.19
	5	517	15,086	661,584	98,942	685,894	7	4,707,395	391,695	0.11	1,279.66	29.18	43.85	0.10
	6	544	15,529	681,290	103,691	710,655	11	4,735,513	380,168	0.11	1,252.37	28.55	43.87	0.15
	7	524	15,208	650,968	97,977	674,729	10	4,738,998	393,444	0.11	1,242.31	29.02	42.80	0.15
	8	516	14,130	633,985	95,049	648,857	14	4,722,083	393,934	0.11	1,228.65	27.38	44.87	0.22
	9	459	12,874	549,064	84,499	568,264	9	4,747,997	381,261	0.10	1,196.22	28.05	42.65	0.16
	10	506	13,696	594,860	91,650	617,647	6	4,745,084	395,555	0.11	1,175.61	27.07	43.43	0.10
	11	490	13,439	561,242	85,031	585,997	6	4,745,333	382,951	0.10	1,145.39	27.43	41.76	0.10
	12	447	11,806	503,685	75,111	522,289	6	4,755,699	395,719	0.09	1,126.81	26.41	42.66	0.11
2011	1	548	14,086	607,905	91,151	625,196	12	4,738,424	343,530	0.12	1,109.32	25.70	43.16	0.19
	2	258	7,219	293,701	48,081	304,336	4	4,062,956	230,603	0.06	1,138.38	27.98	40.68	0.13
	3	239	6,720	266,798	37,932	275,712	5	3,002,940	251,011	0.08	1,116.31	28.12	39.70	0.18
	4	248	6,375	267,678	38,081	279,906	1	3,133,703	252,964	0.08	1,079.35	25.71	41.99	0.04
	5	77	2,160	83,878	12,764	87,668	0	3,101,782	97,884	0.02	1,089.32	28.05	38.83	0.00
	6	82	1,991	86,685	13,245	91,002	0	1,111,611	89,142	0.07	1,057.13	24.28	43.54	0.00
	7	3	66	3,272	443	3,288	0	1,095,609	3,000	0.00	1,090.67	22.00	49.58	0.00
	8	0	0	0	0	0	0	0	0	---	---	---	---	---
	9	0	0	0	0	0	0	0	0	---	---	---	---	---
	10	0	0	0	0	0	0	0	0	---	---	---	---	---
	11	0	0	0	0	0	0	0	0	---	---	---	---	---
	12	0	0	0	0	0	0	0	0	---	---	---	---	---
2012	1	0	0	0	0	0	0	0	0	---	---	---	---	---

**Table 4A: Summary of Alendronate Use and Subsequent Events in the MSDD between January 1, 2006 and December 31, 2013, by Drug Use and Year-Month**

Year	Month	Users	Dispensings	Days Supplied	Amount Supplied	Days at Risk	Episodes w/ Events	Eligible Members	Member-Years	Users / 1K Eligible Members	Days Supplied/ User	Dispensings / User	Days Supplied/ Dispensing	Episodes w/ Events / 10K Days at Risk
	2	0	0	0	0	0	0	0	0	---	---	---	---	---
	3	0	0	0	0	0	0	0	0	---	---	---	---	---
	4	0	0	0	0	0	0	0	0	---	---	---	---	---
	5	0	0	0	0	0	0	0	0	---	---	---	---	---
	6	0	0	0	0	0	0	0	0	---	---	---	---	---
	7	0	0	0	0	0	0	0	0	---	---	---	---	---
	8	0	0	0	0	0	0	0	0	---	---	---	---	---
	9	0	0	0	0	0	0	0	0	---	---	---	---	---
	10	0	0	0	0	0	0	0	0	---	---	---	---	---
	11	0	0	0	0	0	0	0	0	---	---	---	---	---
	12	0	0	0	0	0	0	0	0	---	---	---	---	---
2013	1	0	0	0	0	0	0	0	0	---	---	---	---	---
	2	0	0	0	0	0	0	0	0	---	---	---	---	---
	3	0	0	0	0	0	0	0	0	---	---	---	---	---
	4	0	0	0	0	0	0	0	0	---	---	---	---	---
	5	0	0	0	0	0	0	0	0	---	---	---	---	---
	6	0	0	0	0	0	0	0	0	---	---	---	---	---
	7	0	0	0	0	0	0	0	0	---	---	---	---	---
	8	0	0	0	0	0	0	0	0	---	---	---	---	---
	9	0	0	0	0	0	0	0	0	---	---	---	---	---
	10	0	0	0	0	0	0	0	0	---	---	---	---	---
	11	0	0	0	0	0	0	0	0	---	---	---	---	---
	12	0	0	0	0	0	0	0	0	---	---	---	---	---
<b>Alendronate and Hip Fracture; Exposure Extension Period= 0; Minimum Episode Duration=1461</b>														
2006	1	16	676	28,746	22,058	29,632	0	109,136	8,827	0.15	1,796.63	42.25	42.52	0.00
	2	10	495	19,749	2,818	20,343	0	105,069	7,993	0.10	1,974.90	49.50	39.90	0.00
	3	8	445	15,269	2,176	16,235	0	105,923	8,903	0.08	1,908.63	55.63	34.31	0.00
	4	358	15,313	655,003	153,394	675,538	9	2,008,686	162,804	0.18	1,829.62	42.77	42.77	0.13
	5	294	13,201	547,624	84,570	566,976	5	2,041,200	169,740	0.14	1,862.67	44.90	41.48	0.09
	6	256	11,839	480,446	109,754	493,205	7	2,057,833	164,968	0.12	1,876.74	46.25	40.58	0.14
	7	252	11,361	455,477	68,340	470,187	7	2,071,255	170,811	0.12	1,807.45	45.08	40.09	0.15
	8	238	10,631	435,396	82,647	457,084	4	2,080,493	172,100	0.11	1,829.39	44.67	40.96	0.09
	9	216	10,043	400,426	60,501	414,350	6	2,098,247	168,159	0.10	1,853.82	46.50	39.87	0.14
	10	251	10,897	451,808	71,734	467,270	6	2,099,524	174,732	0.12	1,800.03	43.41	41.46	0.13
	11	211	9,113	369,829	67,320	377,544	8	2,098,068	169,399	0.10	1,752.74	43.19	40.58	0.21

**Table 4A: Summary of Alendronate Use and Subsequent Events in the MSDD between January 1, 2006 and December 31, 2013, by Drug Use and Year-Month**

Year	Month	Users	Dispensings	Days Supplied	Amount Supplied	Days at Risk	Episodes w/ Events	Eligible Members	Member-Years	Users / 1K Eligible Members	Days Supplied/ User	Dispensings / User	Days Supplied/ Dispensing	Episodes w/ Events / 10K Days at Risk
2007	12	183	8,261	338,758	56,894	345,777	8	2,106,687	175,714	0.09	1,851.14	45.14	41.01	0.23
	1	254	11,908	460,239	102,578	481,745	2	2,111,347	168,192	0.12	1,811.96	46.88	38.65	0.04
	2	208	9,499	374,574	54,762	385,582	5	2,001,482	151,793	0.10	1,800.84	45.67	39.43	0.13
	3	192	8,592	347,254	56,620	360,001	4	2,003,219	168,081	0.10	1,808.61	44.75	40.42	0.11
	4	186	8,583	337,056	56,321	349,768	4	2,089,913	169,658	0.09	1,812.13	46.15	39.27	0.11
	5	190	8,486	339,623	53,019	350,650	2	2,107,516	175,799	0.09	1,787.49	44.66	40.02	0.06
	6	167	7,325	298,389	42,486	305,797	5	2,119,601	170,599	0.08	1,786.76	43.86	40.74	0.16
	7	163	6,532	290,950	42,808	300,947	3	2,126,243	175,623	0.08	1,784.97	40.07	44.54	0.10
	8	192	8,221	336,688	49,408	349,553	6	2,746,740	179,597	0.07	1,753.58	42.82	40.95	0.17
	9	260	11,223	469,661	69,796	484,339	5	2,768,343	222,618	0.09	1,806.39	43.17	41.85	0.10
	10	263	12,059	468,979	69,379	484,432	8	2,770,072	231,154	0.09	1,783.19	45.85	38.89	0.17
	11	253	11,160	456,259	66,319	467,443	6	2,776,612	224,033	0.09	1,803.40	44.11	40.88	0.13
2008	12	290	13,493	516,525	76,763	529,521	13	2,784,674	232,385	0.10	1,781.12	46.53	38.28	0.25
	1	382	16,145	679,970	98,043	699,927	11	2,788,436	217,394	0.14	1,780.03	42.26	42.12	0.16
	2	350	16,104	638,420	94,021	661,840	7	2,598,294	202,927	0.13	1,824.06	46.01	39.64	0.11
	3	381	16,243	681,817	100,140	699,758	8	3,638,735	219,574	0.10	1,789.55	42.63	41.98	0.11
	4	501	20,775	899,535	140,394	927,962	9	3,626,071	294,438	0.14	1,795.48	41.47	43.30	0.10
	5	416	17,547	747,404	111,224	774,948	6	3,675,092	305,637	0.11	1,796.64	42.18	42.59	0.08
	6	391	16,651	692,509	102,803	713,228	11	3,699,391	296,849	0.11	1,771.12	42.59	41.59	0.15
	7	358	14,559	630,220	92,582	644,277	14	3,720,601	306,168	0.10	1,760.39	40.67	43.29	0.22
	8	338	13,949	585,888	85,112	606,768	5	3,695,127	308,032	0.09	1,733.40	41.27	42.00	0.08
	9	380	16,182	660,983	102,444	681,189	8	3,717,394	298,547	0.10	1,739.43	42.58	40.85	0.12
	10	355	14,959	622,494	91,260	644,591	4	3,718,523	309,914	0.10	1,753.50	42.14	41.61	0.06
	11	340	13,419	582,790	87,270	605,386	2	3,723,883	300,388	0.09	1,714.09	39.47	43.43	0.03
2009	12	319	12,965	545,445	81,234	562,378	5	3,735,909	311,596	0.09	1,709.86	40.64	42.07	0.09
	1	568	23,829	974,222	143,595	1,000,498	13	3,742,308	297,398	0.15	1,715.18	41.95	40.88	0.13
	2	468	18,799	793,931	117,311	816,853	10	3,535,665	267,508	0.13	1,696.43	40.17	42.23	0.12
	3	410	16,513	685,709	101,450	709,627	5	3,526,034	295,859	0.12	1,672.46	40.28	41.53	0.07
	4	377	13,921	625,503	93,440	645,134	11	3,732,821	303,045	0.10	1,659.16	36.93	44.93	0.17
	5	360	13,824	589,863	86,807	604,854	8	3,773,996	314,093	0.10	1,638.51	38.40	42.67	0.13
	6	333	11,576	541,305	78,384	556,016	8	3,798,290	305,068	0.09	1,625.54	34.76	46.76	0.14
	7	351	13,229	562,387	88,319	582,626	5	3,802,841	315,828	0.09	1,602.24	37.69	42.51	0.09
	8	321	12,306	504,469	73,247	522,906	6	3,791,880	316,391	0.08	1,571.55	38.34	40.99	0.11
	9	294	10,810	459,183	68,765	469,653	6	3,820,990	306,510	0.08	1,561.85	36.77	42.48	0.13
	10	317	11,124	486,821	74,592	501,474	4	3,822,278	318,616	0.08	1,535.71	35.09	43.76	0.08

**Table 4A: Summary of Alendronate Use and Subsequent Events in the MSDD between January 1, 2006 and December 31, 2013, by Drug Use and Year-Month**

Year	Month	Users	Dispensings	Days Supplied	Amount Supplied	Days at Risk	Episodes w/ Events	Eligible Members	Member-Years	Users / 1K Eligible Members	Days Supplied/ User	Dispensings / User	Days Supplied/ Dispensing	Episodes w/ Events / 10K Days at Risk
2010	11	258	9,039	390,743	56,931	402,348	4	3,822,677	308,748	0.07	1,514.51	35.03	43.23	0.10
	12	305	10,874	452,438	64,415	467,751	4	3,837,449	319,101	0.08	1,483.40	35.65	41.61	0.09
	1	273	9,313	402,007	59,219	412,574	4	3,823,688	278,734	0.07	1,472.55	34.11	43.17	0.10
	2	123	4,596	183,389	26,044	190,070	0	3,295,111	190,275	0.04	1,490.97	37.37	39.90	0.00
	3	128	4,450	187,542	27,834	194,544	1	2,477,264	207,156	0.05	1,465.17	34.77	42.14	0.05
	4	110	3,794	158,756	22,573	161,635	5	2,614,119	211,109	0.04	1,443.24	34.49	41.84	0.31
	5	30	949	42,952	8,676	44,971	0	2,590,405	80,347	0.01	1,431.73	31.63	45.26	0.00
	6	32	1,062	45,246	7,623	46,331	2	913,233	73,269	0.04	1,413.94	33.19	42.60	0.43
	7	1	51	1,418	203	1,461	0	901,593	2,468	0.00	1,418.00	51.00	27.80	0.00
	8	0	0	0	0	0	0	0	0	---	---	---	---	---
	9	0	0	0	0	0	0	0	0	---	---	---	---	---
	2011	10	0	0	0	0	0	0	0	0	---	---	---	---
11		0	0	0	0	0	0	0	0	---	---	---	---	---
12		0	0	0	0	0	0	0	0	---	---	---	---	---
1		0	0	0	0	0	0	0	0	---	---	---	---	---
2		0	0	0	0	0	0	0	0	---	---	---	---	---
3		0	0	0	0	0	0	0	0	---	---	---	---	---
4		0	0	0	0	0	0	0	0	---	---	---	---	---
5		0	0	0	0	0	0	0	0	---	---	---	---	---
6		0	0	0	0	0	0	0	0	---	---	---	---	---
7		0	0	0	0	0	0	0	0	---	---	---	---	---
8		0	0	0	0	0	0	0	0	---	---	---	---	---
9		0	0	0	0	0	0	0	0	---	---	---	---	---
2012	10	0	0	0	0	0	0	0	0	---	---	---	---	---
	11	0	0	0	0	0	0	0	0	---	---	---	---	---
	12	0	0	0	0	0	0	0	0	---	---	---	---	---
	1	0	0	0	0	0	0	0	0	---	---	---	---	---
	2	0	0	0	0	0	0	0	0	---	---	---	---	---
	3	0	0	0	0	0	0	0	0	---	---	---	---	---
	4	0	0	0	0	0	0	0	0	---	---	---	---	---
	5	0	0	0	0	0	0	0	0	---	---	---	---	---
	6	0	0	0	0	0	0	0	0	---	---	---	---	---
7	0	0	0	0	0	0	0	0	---	---	---	---	---	
8	0	0	0	0	0	0	0	0	---	---	---	---	---	
9	0	0	0	0	0	0	0	0	---	---	---	---	---	

**Table 4A: Summary of Alendronate Use and Subsequent Events in the MSDD between January 1, 2006 and December 31, 2013, by Drug Use and Year-Month**

Year	Month	Users	Dispensings	Days Supplied	Amount Supplied	Days at Risk	Episodes w/ Events	Eligible Members	Member-Years	Users / 1K Eligible Members	Days Supplied/ User	Dispensings / User	Days Supplied/ Dispensing	Episodes w/ Events / 10K Days at Risk
2013	10	0	0	0	0	0	0	0	0	---	---	---	---	---
	11	0	0	0	0	0	0	0	0	---	---	---	---	---
	12	0	0	0	0	0	0	0	0	---	---	---	---	---
	1	0	0	0	0	0	0	0	0	---	---	---	---	---
	2	0	0	0	0	0	0	0	0	---	---	---	---	---
	3	0	0	0	0	0	0	0	0	---	---	---	---	---
	4	0	0	0	0	0	0	0	0	---	---	---	---	---
	5	0	0	0	0	0	0	0	0	---	---	---	---	---
	6	0	0	0	0	0	0	0	0	---	---	---	---	---
	7	0	0	0	0	0	0	0	0	---	---	---	---	---
	8	0	0	0	0	0	0	0	0	---	---	---	---	---
	9	0	0	0	0	0	0	0	0	---	---	---	---	---
10	0	0	0	0	0	0	0	0	---	---	---	---	---	
11	0	0	0	0	0	0	0	0	---	---	---	---	---	
12	0	0	0	0	0	0	0	0	---	---	---	---	---	
<b>Alendronate and Hip Fracture; Exposure Extension Period= 0; Minimum Episode Duration=1826</b>														
2006	1	5	278	11,662	1,663	11,847	0	91,246	6,935	0.05	2,332.40	55.60	41.95	0.00
	2	3	217	7,799	1,112	8,270	0	91,710	7,720	0.03	2,599.67	72.33	35.94	0.00
	3	172	8,560	365,238	97,606	375,085	3	1,685,604	136,867	0.10	2,123.48	49.77	42.67	0.08
	4	145	7,413	316,136	47,458	326,791	2	1,715,069	142,795	0.08	2,180.25	51.12	42.65	0.06
	5	134	7,095	289,390	49,225	293,765	6	1,729,975	139,001	0.08	2,159.63	52.95	40.79	0.20
	6	109	5,909	235,027	33,429	240,688	2	1,744,385	143,460	0.06	2,156.21	54.21	39.77	0.08
	7	115	5,977	248,102	35,349	258,817	1	1,746,403	144,641	0.07	2,157.41	51.97	41.51	0.04
	8	103	5,427	223,767	33,946	230,942	4	1,762,090	141,407	0.06	2,172.50	52.69	41.23	0.17
	9	122	5,757	255,580	36,409	260,571	4	1,763,737	147,138	0.07	2,094.92	47.19	44.39	0.15
	10	88	4,379	180,449	32,852	185,356	3	1,765,223	142,634	0.05	2,050.56	49.76	41.21	0.16
	11	85	4,331	185,223	32,398	185,806	6	1,771,920	147,753	0.05	2,179.09	50.95	42.77	0.32
	12	120	6,403	254,921	43,688	264,266	1	1,773,346	138,162	0.07	2,124.34	53.36	39.81	0.04
2007	1	93	4,966	197,169	28,117	199,635	4	1,642,150	124,404	0.06	2,120.10	53.40	39.70	0.20
	2	86	4,449	182,682	31,743	189,520	1	1,640,896	137,627	0.05	2,124.21	51.73	41.06	0.05
	3	83	4,757	177,591	29,271	184,070	1	1,700,115	137,939	0.05	2,139.65	57.31	37.33	0.05
	4	82	4,150	169,407	28,787	174,115	1	1,711,752	142,735	0.05	2,065.94	50.61	40.82	0.06
	5	76	3,826	157,302	22,413	158,385	4	1,718,653	138,272	0.04	2,069.76	50.34	41.11	0.25
	6	65	3,007	139,477	19,884	143,563	0	1,720,110	141,708	0.04	2,145.80	46.26	46.38	0.00
	7	86	4,081	174,225	24,948	179,240	3	2,261,042	144,955	0.04	2,025.87	47.45	42.69	0.17

**Table 4A: Summary of Alendronate Use and Subsequent Events in the MSDD between January 1, 2006 and December 31, 2013, by Drug Use and Year-Month**

Year	Month	Users	Dispensings	Days Supplied	Amount Supplied	Days at Risk	Episodes w/ Events	Eligible Members	Member-Years	Users / 1K Eligible Members	Days Supplied/ User	Dispensings / User	Days Supplied/ Dispensing	Episodes w/ Events / 10K Days at Risk
2008	8	127	6,199	265,160	39,374	272,874	1	2,277,610	183,216	0.06	2,087.87	48.81	42.77	0.04
	9	118	6,406	247,059	35,122	253,320	3	2,276,843	190,203	0.05	2,093.72	54.29	38.57	0.12
	10	122	6,235	253,704	37,132	258,252	4	2,283,691	184,270	0.05	2,079.54	51.11	40.69	0.15
	11	132	7,036	272,255	40,235	280,399	2	2,288,667	191,300	0.06	2,062.54	53.30	38.69	0.07
	12	175	8,345	358,355	50,950	368,901	4	2,294,250	184,006	0.08	2,047.74	47.69	42.94	0.11
	1	198	10,287	402,231	58,988	415,030	4	2,196,001	171,405	0.09	2,031.47	51.95	39.10	0.10
	2	181	8,776	367,938	54,034	376,928	2	3,049,503	185,255	0.06	2,032.81	48.49	41.93	0.05
	3	258	12,391	520,675	77,791	535,592	4	3,038,854	246,793	0.08	2,018.12	48.03	42.02	0.07
	4	218	10,209	437,878	65,755	453,046	1	3,076,744	256,235	0.07	2,008.61	46.83	42.89	0.02
	5	197	9,543	389,559	58,366	398,949	5	3,098,499	248,966	0.06	1,977.46	48.44	40.82	0.13
	6	182	8,123	357,000	52,289	362,418	7	3,119,065	257,989	0.06	1,961.54	44.63	43.95	0.19
	7	170	7,857	327,078	46,524	339,375	2	3,112,126	259,729	0.05	1,923.99	46.22	41.63	0.06
2009	8	199	9,247	382,873	57,733	389,745	5	3,130,838	251,782	0.06	1,923.98	46.47	41.41	0.13
	9	216	9,697	409,175	59,733	422,132	2	3,133,185	261,358	0.07	1,894.33	44.89	42.20	0.05
	10	187	8,025	348,220	51,074	360,307	0	3,137,140	253,286	0.06	1,862.14	42.91	43.39	0.00
	11	179	8,088	329,246	50,607	338,370	3	3,145,712	262,080	0.06	1,839.36	45.18	40.71	0.09
	12	321	14,192	583,793	88,035	596,898	5	3,140,164	229,452	0.10	1,818.67	44.21	41.14	0.08
	1	108	4,729	199,262	29,852	203,786	4	2,716,646	159,426	0.04	1,845.02	43.79	42.14	0.20
	2	96	4,088	174,656	24,826	180,543	0	2,077,639	173,799	0.05	1,819.33	42.58	42.72	0.00
	3	90	3,694	160,661	24,339	164,708	3	2,165,293	174,897	0.04	1,785.12	41.04	43.49	0.18
	4	20	799	36,106	5,131	37,303	0	2,147,307	64,844	0.01	1,805.30	39.95	45.19	0.00
	5	19	705	33,787	4,821	34,963	0	736,260	59,121	0.03	1,778.26	37.11	47.92	0.00
	6	2	123	3,522	500	3,652	0	727,738	1,992	0.00	1,761.00	61.50	28.63	0.00
	7	0	0	0	0	0	0	0	0	---	---	---	---	---
8	0	0	0	0	0	0	0	0	---	---	---	---	---	
9	0	0	0	0	0	0	0	0	---	---	---	---	---	
10	0	0	0	0	0	0	0	0	---	---	---	---	---	
11	0	0	0	0	0	0	0	0	---	---	---	---	---	
12	0	0	0	0	0	0	0	0	---	---	---	---	---	
2010	1	0	0	0	0	0	0	0	0	---	---	---	---	---
	2	0	0	0	0	0	0	0	0	---	---	---	---	---
	3	0	0	0	0	0	0	0	0	---	---	---	---	---
	4	0	0	0	0	0	0	0	0	---	---	---	---	---
	5	0	0	0	0	0	0	0	0	---	---	---	---	---
	6	0	0	0	0	0	0	0	0	---	---	---	---	---



**Table 4A: Summary of Alendronate Use and Subsequent Events in the MSDD between January 1, 2006 and December 31, 2013, by Drug Use and Year-Month**

Year	Month	Users	Dispensings	Days Supplied	Amount Supplied	Days at Risk	Episodes w/ Events	Eligible Members	Member-Years	Users / 1K Eligible Members	Days Supplied/ User	Dispensings / User	Days Supplied/ Dispensing	Episodes w/ Events / 10K Days at Risk
	7	0	0	0	0	0	0	0	0	---	---	---	---	---
	8	0	0	0	0	0	0	0	0	---	---	---	---	---
	9	0	0	0	0	0	0	0	0	---	---	---	---	---
	10	0	0	0	0	0	0	0	0	---	---	---	---	---
	11	0	0	0	0	0	0	0	0	---	---	---	---	---
	12	0	0	0	0	0	0	0	0	---	---	---	---	---
2011	1	0	0	0	0	0	0	0	0	---	---	---	---	---
	2	0	0	0	0	0	0	0	0	---	---	---	---	---
	3	0	0	0	0	0	0	0	0	---	---	---	---	---
	4	0	0	0	0	0	0	0	0	---	---	---	---	---
	5	0	0	0	0	0	0	0	0	---	---	---	---	---
	6	0	0	0	0	0	0	0	0	---	---	---	---	---
	7	0	0	0	0	0	0	0	0	---	---	---	---	---
	8	0	0	0	0	0	0	0	0	---	---	---	---	---
	9	0	0	0	0	0	0	0	0	---	---	---	---	---
	10	0	0	0	0	0	0	0	0	---	---	---	---	---
	11	0	0	0	0	0	0	0	0	---	---	---	---	---
	12	0	0	0	0	0	0	0	0	---	---	---	---	---
2012	1	0	0	0	0	0	0	0	0	---	---	---	---	---
	2	0	0	0	0	0	0	0	0	---	---	---	---	---
	3	0	0	0	0	0	0	0	0	---	---	---	---	---
	4	0	0	0	0	0	0	0	0	---	---	---	---	---
	5	0	0	0	0	0	0	0	0	---	---	---	---	---
	6	0	0	0	0	0	0	0	0	---	---	---	---	---
	7	0	0	0	0	0	0	0	0	---	---	---	---	---
	8	0	0	0	0	0	0	0	0	---	---	---	---	---
	9	0	0	0	0	0	0	0	0	---	---	---	---	---
	10	0	0	0	0	0	0	0	0	---	---	---	---	---
	11	0	0	0	0	0	0	0	0	---	---	---	---	---
	12	0	0	0	0	0	0	0	0	---	---	---	---	---
2013	1	0	0	0	0	0	0	0	0	---	---	---	---	---
	2	0	0	0	0	0	0	0	0	---	---	---	---	---
	3	0	0	0	0	0	0	0	0	---	---	---	---	---
	4	0	0	0	0	0	0	0	0	---	---	---	---	---
	5	0	0	0	0	0	0	0	0	---	---	---	---	---

**Table 4A: Summary of Alendronate Use and Subsequent Events in the MSDD between January 1, 2006 and December 31, 2013, by Drug Use and Year-Month**

Year	Month	Users	Dispensings	Days Supplied	Amount Supplied	Days at Risk	Episodes w/ Events	Eligible Members	Member-Years	Users / 1K Eligible Members	Days Supplied/ User	Dispensings / User	Days Supplied/ Dispensing	Episodes w/ Events / 10K Days at Risk
	6	0	0	0	0	0	0	0	0	---	---	---	---	---
	7	0	0	0	0	0	0	0	0	---	---	---	---	---
	8	0	0	0	0	0	0	0	0	---	---	---	---	---
	9	0	0	0	0	0	0	0	0	---	---	---	---	---
	10	0	0	0	0	0	0	0	0	---	---	---	---	---
	11	0	0	0	0	0	0	0	0	---	---	---	---	---
	12	0	0	0	0	0	0	0	0	---	---	---	---	---
<b>Alendronate and Hip Fracture; Exposure Extension Period=183; Minimum Episode Duration=1</b>														
2006	1	816	4,589	183,862	49,615	265,006	7	237,285	19,822	3.44	225.32	5.62	40.07	0.26
	2	641	3,117	126,955	18,861	194,139	5	235,567	17,948	2.72	198.06	4.86	40.73	0.26
	3	704	3,479	131,417	20,580	209,781	6	237,626	19,983	2.96	186.67	4.94	37.77	0.29
	4	9,697	65,074	2,674,738	555,214	3,798,079	106	4,464,906	364,701	2.17	275.83	6.71	41.10	0.28
	5	8,985	56,599	2,245,743	406,909	3,292,255	75	4,539,217	378,264	1.98	249.94	6.30	39.68	0.23
	6	8,275	54,353	2,131,454	457,817	3,087,740	56	4,545,077	365,870	1.82	257.58	6.57	39.22	0.18
	7	7,010	46,927	1,881,783	374,934	2,680,854	57	4,546,177	378,424	1.54	268.44	6.69	40.10	0.21
	8	7,588	52,118	2,028,458	389,231	2,914,788	44	4,585,791	380,971	1.65	267.32	6.87	38.92	0.15
	9	6,603	45,386	1,757,583	365,121	2,519,600	52	4,621,046	371,685	1.43	266.18	6.87	38.73	0.21
	10	6,518	44,483	1,770,678	352,672	2,531,084	55	4,625,820	386,887	1.41	271.66	6.82	39.81	0.22
	11	5,784	40,306	1,560,815	313,249	2,225,021	56	4,639,484	375,229	1.25	269.85	6.97	38.72	0.25
	12	5,117	35,098	1,361,359	241,275	1,943,114	41	4,665,098	389,859	1.10	266.05	6.86	38.79	0.21
2007	1	5,702	45,090	1,718,960	367,124	2,421,707	50	4,442,591	371,327	1.28	301.47	7.91	38.12	0.21
	2	4,885	38,307	1,472,391	280,353	2,083,178	51	4,390,730	335,051	1.11	301.41	7.84	38.44	0.24
	3	4,678	36,384	1,397,149	280,638	1,970,752	36	4,396,190	371,165	1.06	298.66	7.78	38.40	0.18
	4	4,730	35,621	1,372,699	277,784	1,955,043	40	4,644,119	379,622	1.02	290.21	7.53	38.54	0.20
	5	4,511	34,142	1,316,507	253,202	1,859,009	34	4,710,323	393,821	0.96	291.84	7.57	38.56	0.18
	6	4,096	29,858	1,161,739	209,811	1,654,675	29	4,734,740	381,734	0.87	283.63	7.29	38.91	0.18
	7	4,013	28,450	1,124,869	232,535	1,609,573	29	4,702,052	393,037	0.85	280.31	7.09	39.54	0.18
	8	4,301	31,703	1,223,143	223,433	1,746,552	25	6,237,056	402,417	0.69	284.39	7.37	38.58	0.14
	9	7,168	48,463	1,878,943	314,386	2,707,528	72	6,282,087	505,824	1.14	262.13	6.76	38.77	0.27
	10	7,730	53,743	2,000,832	335,466	2,892,458	83	6,281,842	525,802	1.23	258.84	6.95	37.23	0.29
	11	7,100	48,799	1,860,153	348,229	2,684,769	78	6,302,654	509,723	1.13	261.99	6.87	38.12	0.29
	12	6,218	46,943	1,767,121	300,943	2,475,763	72	6,333,544	529,306	0.98	284.19	7.55	37.64	0.29
2008	1	8,134	66,751	2,552,119	417,285	3,535,015	95	6,061,269	506,737	1.34	313.76	8.21	38.23	0.27
	2	7,412	61,203	2,321,895	375,961	3,229,876	91	6,043,500	473,896	1.23	313.26	8.26	37.94	0.28
	3	8,349	68,056	2,672,679	434,667	3,692,637	89	9,556,870	515,023	0.87	320.12	8.15	39.27	0.24

**Table 4A: Summary of Alendronate Use and Subsequent Events in the MSDD between January 1, 2006 and December 31, 2013, by Drug Use and Year-Month**

Year	Month	Users	Dispensings	Days Supplied	Amount Supplied	Days at Risk	Episodes w/ Events	Eligible Members	Member-Years	Users / 1K Eligible Members	Days Supplied/ User	Dispensings / User	Days Supplied/ Dispensing	Episodes w/ Events / 10K Days at Risk
	4	15,995	106,970	4,643,583	794,747	6,490,496	153	9,424,086	770,832	1.70	290.31	6.69	43.41	0.24
	5	13,931	90,052	3,740,611	584,844	5,365,598	134	9,582,899	798,662	1.45	268.51	6.46	41.54	0.25
	6	12,967	83,798	3,457,993	529,919	4,965,970	108	9,618,935	773,703	1.35	266.68	6.46	41.27	0.22
	7	12,492	80,396	3,304,655	590,658	4,742,438	131	9,610,983	801,118	1.30	264.54	6.44	41.10	0.28
	8	11,070	71,714	2,918,822	498,611	4,187,586	113	9,634,631	804,804	1.15	263.67	6.48	40.70	0.27
	9	10,723	71,858	2,895,980	471,591	4,107,867	119	9,712,177	780,276	1.10	270.07	6.70	40.30	0.29
	10	11,482	72,891	2,931,324	490,019	4,232,710	115	9,717,466	812,401	1.18	255.30	6.35	40.22	0.27
	11	10,000	64,104	2,574,626	422,576	3,713,919	79	9,733,833	786,951	1.03	257.46	6.41	40.16	0.21
	12	10,245	64,066	2,565,898	425,701	3,703,577	103	9,784,190	816,341	1.05	250.45	6.25	40.05	0.28
2009	1	11,985	100,837	3,981,887	610,097	5,437,022	145	9,017,430	753,865	1.33	332.24	8.41	39.49	0.27
	2	11,090	89,228	3,547,783	540,415	4,876,652	134	8,876,382	677,906	1.25	319.91	8.05	39.76	0.27
	3	10,546	76,848	3,081,137	476,454	4,357,009	109	8,835,776	746,958	1.19	292.16	7.29	40.09	0.25
	4	10,984	72,155	3,050,734	482,620	4,344,292	125	9,457,400	774,020	1.16	277.74	6.57	42.28	0.29
	5	9,958	66,315	2,707,875	425,835	3,884,738	99	9,597,672	800,886	1.04	271.93	6.66	40.83	0.25
	6	10,016	63,423	2,663,468	403,568	3,833,094	102	9,637,179	777,041	1.04	265.92	6.33	42.00	0.27
	7	9,770	62,037	2,524,711	408,696	3,673,883	91	9,588,050	802,104	1.02	258.41	6.35	40.70	0.25
	8	9,131	58,064	2,304,615	353,870	3,364,504	100	9,592,777	802,866	0.95	252.39	6.36	39.69	0.30
	9	8,684	53,962	2,176,473	340,537	3,168,033	93	9,643,541	776,873	0.90	250.63	6.21	40.33	0.29
	10	8,885	52,873	2,149,481	345,308	3,155,069	94	9,617,551	805,380	0.92	241.92	5.95	40.65	0.30
	11	7,900	47,001	1,842,892	294,166	2,736,571	80	9,625,285	779,854	0.82	233.28	5.95	39.21	0.29
	12	8,360	48,305	1,926,796	303,849	2,851,052	75	9,661,734	807,690	0.87	230.48	5.78	39.89	0.26
2010	1	7,719	49,712	2,024,376	309,330	2,975,413	98	8,739,367	732,598	0.88	262.26	6.44	40.72	0.33
	2	7,066	45,734	1,825,759	279,854	2,698,266	66	8,617,521	658,316	0.82	258.39	6.47	39.92	0.24
	3	6,916	43,795	1,746,544	272,579	2,595,194	81	8,580,264	725,669	0.81	252.54	6.33	39.88	0.31
	4	8,031	47,557	2,046,274	318,725	3,005,745	85	9,292,576	760,758	0.86	254.80	5.92	43.03	0.28
	5	7,602	45,717	1,940,944	293,414	2,849,293	88	9,388,524	784,514	0.81	255.32	6.01	42.46	0.31
	6	7,791	45,227	1,917,199	307,751	2,857,726	81	9,417,815	759,783	0.83	246.08	5.81	42.39	0.28
	7	7,171	41,931	1,757,819	278,796	2,601,477	81	9,347,942	782,784	0.77	245.13	5.85	41.92	0.31
	8	7,224	41,607	1,747,076	269,305	2,577,477	77	9,335,612	781,637	0.77	241.84	5.76	41.99	0.30
	9	6,706	37,239	1,531,030	234,627	2,300,172	67	9,370,886	755,730	0.72	228.31	5.55	41.11	0.29
	10	6,743	37,261	1,533,481	240,988	2,300,834	59	9,333,525	782,075	0.72	227.42	5.53	41.16	0.26
	11	6,306	35,430	1,446,730	216,873	2,167,130	47	9,342,549	756,760	0.67	229.42	5.62	40.83	0.22
	12	5,900	32,386	1,302,285	198,861	1,964,341	59	9,376,424	784,451	0.63	220.73	5.49	40.21	0.30
2011	1	6,053	37,592	1,588,350	241,750	2,329,635	53	8,471,170	709,786	0.71	262.41	6.21	42.25	0.23
	2	5,641	35,511	1,443,515	213,998	2,129,037	79	8,362,740	639,219	0.67	255.90	6.30	40.65	0.37

**Table 4A: Summary of Alendronate Use and Subsequent Events in the MSDD between January 1, 2006 and December 31, 2013, by Drug Use and Year-Month**

Year	Month	Users	Dispensings	Days Supplied	Amount Supplied	Days at Risk	Episodes w/ Events	Eligible Members	Member-Years	Users / 1K Eligible Members	Days Supplied/ User	Dispensings / User	Days Supplied/ Dispensing	Episodes w/ Events / 10K Days at Risk
	3	6,218	37,236	1,550,309	229,353	2,313,575	65	8,361,647	707,226	0.74	249.33	5.99	41.63	0.28
	4	7,628	42,081	1,827,132	272,816	2,746,329	71	9,042,653	740,359	0.84	239.53	5.52	43.42	0.26
	5	7,095	37,189	1,599,891	246,190	2,447,332	64	9,137,568	765,153	0.78	225.50	5.24	43.02	0.26
	6	6,575	34,022	1,476,801	223,150	2,244,060	64	9,140,471	740,099	0.72	224.61	5.17	43.41	0.29
	7	5,794	30,789	1,323,549	197,544	1,993,524	54	9,062,080	758,709	0.64	228.43	5.31	42.99	0.27
	8	6,223	32,613	1,388,296	206,433	2,088,455	59	9,071,001	759,039	0.69	223.09	5.24	42.57	0.28
	9	5,550	28,931	1,205,898	177,872	1,822,772	64	9,129,360	735,136	0.61	217.28	5.21	41.68	0.35
	10	5,436	27,472	1,159,874	173,966	1,767,773	44	9,122,165	763,764	0.60	213.37	5.05	42.22	0.25
	11	5,187	26,286	1,097,690	161,665	1,651,597	60	9,148,528	740,515	0.57	211.62	5.07	41.76	0.36
	12	5,108	25,098	1,045,354	159,069	1,593,895	38	9,196,532	768,287	0.56	204.65	4.91	41.65	0.24
2012	1	5,279	29,511	1,233,856	181,780	1,842,152	57	8,369,166	700,933	0.63	233.73	5.59	41.81	0.31
	2	5,040	26,964	1,132,686	169,659	1,703,206	53	8,359,321	655,339	0.60	224.74	5.35	42.01	0.31
	3	4,902	24,983	1,058,769	155,965	1,631,321	64	9,066,645	701,228	0.54	215.99	5.10	42.38	0.39
	4	5,971	28,536	1,267,079	189,043	1,934,732	62	8,954,327	733,286	0.67	212.21	4.78	44.40	0.32
	5	5,658	26,006	1,146,112	174,288	1,771,949	53	9,052,899	757,824	0.62	202.56	4.60	44.07	0.30
	6	4,919	22,873	1,011,928	149,578	1,533,565	66	9,053,042	733,267	0.54	205.72	4.65	44.24	0.43
	7	4,606	20,149	875,094	131,214	1,370,637	43	8,983,438	752,171	0.51	189.99	4.37	43.43	0.31
	8	4,996	21,982	943,079	143,668	1,464,057	45	8,996,530	753,126	0.56	188.77	4.40	42.90	0.31
	9	4,312	18,497	786,019	117,847	1,214,212	49	9,068,687	729,304	0.48	182.29	4.29	42.49	0.40
	10	5,003	21,052	910,881	135,486	1,409,941	48	9,063,657	759,207	0.55	182.07	4.21	43.27	0.34
	11	4,579	19,205	806,257	119,943	1,242,832	33	9,085,885	735,562	0.50	176.08	4.19	41.98	0.27
	12	4,175	17,301	728,423	108,877	1,116,856	42	9,120,792	763,197	0.46	174.47	4.14	42.10	0.38
2013	1	4,319	18,573	783,001	116,409	1,213,530	32	8,449,860	708,120	0.51	181.29	4.30	42.16	0.26
	2	3,933	16,700	694,443	102,769	1,068,775	37	8,339,907	637,565	0.47	176.57	4.25	41.58	0.35
	3	3,944	16,210	670,543	100,533	1,040,101	37	8,336,138	705,235	0.47	170.02	4.11	41.37	0.36
	4	5,477	20,004	850,734	127,778	1,350,837	58	9,065,738	742,507	0.60	155.33	3.65	42.53	0.43
	5	5,217	17,851	764,117	113,496	1,218,279	50	9,158,815	767,299	0.57	146.47	3.42	42.81	0.41
	6	4,488	14,895	625,392	94,436	982,156	37	9,165,373	742,153	0.49	139.35	3.32	41.99	0.38
	7	4,780	15,126	616,908	93,276	969,602	23	9,130,734	764,842	0.52	129.06	3.16	40.78	0.24
	8	4,855	14,235	574,435	86,717	877,756	33	9,136,204	765,358	0.53	118.32	2.93	40.35	0.38
	9	4,502	12,172	478,916	73,724	721,978	22	9,291,209	741,112	0.48	106.38	2.70	39.35	0.30
	10	5,298	13,447	508,337	80,927	729,968	27	9,283,184	777,904	0.57	95.95	2.54	37.80	0.37
	11	4,488	9,628	364,435	60,345	505,021	18	9,296,264	753,179	0.48	81.20	2.15	37.85	0.36
	12	4,172	7,924	266,798	40,467	363,266	15	9,303,088	777,920	0.45	63.95	1.90	33.67	0.41

**Alendronate and Hip Fracture; Exposure Extension Period=183; Minimum Episode Duration=730**

**Table 4A: Summary of Alendronate Use and Subsequent Events in the MSDD between January 1, 2006 and December 31, 2013, by Drug Use and Year-Month**

Year	Month	Users	Dispensings	Days Supplied	Amount Supplied	Days at Risk	Episodes w/ Events	Eligible Members	Member-Years	Users / 1K Eligible Members	Days Supplied/ User	Dispensings / User	Days Supplied/ Dispensing	Episodes w/ Events / 10K Days at Risk
2006	1	53	1,498	62,674	26,894	71,207	0	152,329	11,882	0.35	1,182.53	28.26	41.84	0.00
	2	41	1,065	45,587	6,500	51,063	1	141,568	10,741	0.29	1,111.88	25.98	42.80	0.20
	3	48	1,451	50,188	7,448	59,779	0	142,739	11,939	0.34	1,045.58	30.23	34.59	0.00
	4	1,342	36,752	1,529,922	320,405	1,729,559	38	3,005,815	243,802	0.45	1,140.03	27.39	41.63	0.22
	5	1,053	30,206	1,221,406	211,940	1,387,756	20	3,062,327	253,640	0.34	1,159.93	28.69	40.44	0.14
	6	1,043	30,014	1,182,596	255,800	1,347,938	20	3,081,296	246,629	0.34	1,133.84	28.78	39.40	0.15
	7	947	26,579	1,068,189	183,480	1,217,142	23	3,102,441	255,855	0.31	1,127.97	28.07	40.19	0.19
	8	1,084	30,060	1,184,125	201,599	1,362,254	19	3,119,718	257,950	0.35	1,092.37	27.73	39.39	0.14
	9	1,011	27,970	1,078,885	210,939	1,244,741	18	3,148,527	252,142	0.32	1,067.15	27.67	38.57	0.14
	10	1,022	27,933	1,116,159	197,938	1,280,541	23	3,155,119	262,542	0.32	1,092.13	27.33	39.96	0.18
	11	952	25,822	1,017,050	194,690	1,169,184	15	3,161,592	254,652	0.30	1,068.33	27.12	39.39	0.13
	12	828	23,031	892,281	143,017	1,015,730	18	3,174,592	264,130	0.26	1,077.63	27.82	38.74	0.18
2007	1	1,064	30,878	1,180,920	236,984	1,366,514	19	3,180,851	248,214	0.33	1,109.89	29.02	38.24	0.14
	2	915	25,638	1,000,537	168,514	1,153,635	18	2,950,360	222,852	0.31	1,093.48	28.02	39.03	0.16
	3	916	24,816	984,765	161,252	1,137,116	18	2,941,599	245,939	0.31	1,075.07	27.09	39.68	0.16
	4	915	25,066	989,258	177,862	1,137,481	17	3,086,748	249,487	0.30	1,081.16	27.39	39.47	0.15
	5	885	24,104	954,711	172,272	1,098,999	7	3,111,022	258,403	0.28	1,078.77	27.24	39.61	0.06
	6	807	21,519	868,669	135,832	999,552	13	3,121,478	250,405	0.26	1,076.42	26.67	40.37	0.13
	7	827	21,058	869,198	167,684	1,008,861	14	3,127,679	258,643	0.26	1,051.03	25.46	41.28	0.14
	8	874	23,357	929,715	149,255	1,081,616	11	4,068,256	264,322	0.21	1,063.75	26.72	39.80	0.10
	9	1,169	31,642	1,272,035	188,125	1,450,735	26	4,099,961	329,023	0.29	1,088.14	27.07	40.20	0.18
	10	1,314	36,001	1,393,401	213,532	1,593,724	34	4,103,641	341,120	0.32	1,060.43	27.40	38.70	0.21
	11	1,230	33,543	1,323,262	224,957	1,515,752	25	4,104,134	330,352	0.30	1,075.82	27.27	39.45	0.16
	12	1,258	35,120	1,369,243	217,979	1,559,411	34	4,116,663	342,867	0.31	1,088.43	27.92	38.99	0.22
2008	1	1,875	49,841	2,011,380	306,220	2,310,358	49	4,126,225	323,132	0.45	1,072.74	26.58	40.36	0.21
	2	1,650	45,546	1,795,056	288,081	2,058,125	43	3,860,779	300,494	0.43	1,087.91	27.60	39.41	0.21
	3	1,864	49,004	2,010,435	323,558	2,298,409	53	5,742,512	325,291	0.32	1,078.56	26.29	41.03	0.23
	4	2,747	64,810	2,879,726	493,999	3,299,587	59	5,717,091	461,397	0.48	1,048.32	23.59	44.43	0.18
	5	2,226	54,340	2,322,221	348,055	2,673,359	38	5,775,538	476,912	0.39	1,043.23	24.41	42.74	0.14
	6	2,111	51,591	2,183,010	341,014	2,501,431	50	5,791,160	462,929	0.36	1,034.11	24.44	42.31	0.20
	7	2,075	49,781	2,106,588	377,932	2,423,291	51	5,815,203	478,650	0.36	1,015.22	23.99	42.32	0.21
	8	1,909	45,451	1,920,979	316,575	2,217,728	42	5,792,318	480,079	0.33	1,006.28	23.81	42.26	0.19
	9	1,973	48,474	2,009,350	329,937	2,299,954	58	5,830,674	465,438	0.34	1,018.42	24.57	41.45	0.25
	10	1,910	46,352	1,938,661	313,016	2,231,619	32	5,832,579	483,192	0.33	1,015.01	24.27	41.82	0.14
	11	1,718	41,092	1,747,346	274,782	2,011,191	23	5,823,964	468,425	0.29	1,017.08	23.92	42.52	0.11

**Table 4A: Summary of Alendronate Use and Subsequent Events in the MSDD between January 1, 2006 and December 31, 2013, by Drug Use and Year-Month**

Year	Month	Users	Dispensings	Days Supplied	Amount Supplied	Days at Risk	Episodes w/ Events	Eligible Members	Member-Years	Users / 1K Eligible Members	Days Supplied/ User	Dispensings / User	Days Supplied/ Dispensing	Episodes w/ Events / 10K Days at Risk
2009	12	1,795	43,005	1,803,651	292,632	2,073,783	35	5,846,027	486,016	0.31	1,004.82	23.96	41.94	0.17
	1	2,705	70,233	2,841,343	422,633	3,244,460	76	5,853,449	445,702	0.46	1,050.40	25.96	40.46	0.23
	2	2,359	58,692	2,429,465	379,868	2,787,668	56	5,299,649	400,741	0.45	1,029.87	24.88	41.39	0.20
	3	2,033	49,743	2,082,458	312,621	2,392,644	41	5,291,453	443,490	0.38	1,024.33	24.47	41.86	0.17
	4	1,912	44,490	1,955,057	295,508	2,237,086	52	5,646,199	457,494	0.34	1,022.52	23.27	43.94	0.23
	5	1,762	42,413	1,787,690	271,051	2,041,855	34	5,710,118	473,931	0.31	1,014.58	24.07	42.15	0.17
	6	1,800	40,743	1,800,091	268,417	2,058,619	41	5,743,834	460,199	0.31	1,000.05	22.64	44.18	0.20
	7	1,680	39,649	1,691,705	252,625	1,929,999	35	5,749,236	474,087	0.29	1,006.97	23.60	42.67	0.18
	8	1,605	38,188	1,574,587	230,733	1,809,549	38	5,705,053	474,393	0.28	981.05	23.79	41.23	0.21
	9	1,558	35,875	1,519,003	233,233	1,734,266	32	5,742,812	459,360	0.27	974.97	23.03	42.34	0.18
	10	1,533	34,764	1,505,900	227,047	1,714,211	40	5,741,948	477,123	0.27	982.32	22.68	43.32	0.23
	11	1,337	31,114	1,282,268	194,786	1,467,689	30	5,737,608	462,471	0.23	959.06	23.27	41.21	0.20
12	1,401	32,437	1,367,515	199,798	1,556,804	22	5,762,414	479,168	0.24	976.10	23.15	42.16	0.14	
2010	1	1,492	34,075	1,443,090	216,741	1,648,129	42	5,762,107	441,598	0.26	967.22	22.84	42.35	0.25
	2	1,298	30,275	1,264,527	183,429	1,436,695	30	5,242,862	396,974	0.25	974.21	23.32	41.77	0.21
	3	1,327	30,113	1,267,559	184,345	1,456,981	25	5,235,193	438,403	0.25	955.21	22.69	42.09	0.17
	4	1,392	29,705	1,328,442	196,228	1,507,681	31	5,672,820	459,955	0.25	954.34	21.34	44.72	0.21
	5	1,407	30,118	1,327,454	195,561	1,506,627	33	5,735,778	476,290	0.25	943.46	21.41	44.08	0.22
	6	1,384	29,738	1,304,920	197,524	1,484,786	26	5,764,899	462,024	0.24	942.86	21.49	43.88	0.18
	7	1,245	27,272	1,179,777	179,344	1,333,844	27	5,765,015	475,805	0.22	947.61	21.91	43.26	0.20
	8	1,325	27,814	1,231,916	183,686	1,388,666	33	5,716,398	475,935	0.23	929.75	20.99	44.29	0.24
	9	1,153	24,584	1,053,001	159,287	1,191,454	32	5,746,678	460,728	0.20	913.27	21.32	42.83	0.27
	10	1,195	25,427	1,108,532	168,943	1,249,232	14	5,741,595	477,852	0.21	927.64	21.28	43.60	0.11
	11	1,151	24,496	1,036,209	153,824	1,167,865	22	5,741,366	462,545	0.20	900.27	21.28	42.30	0.19
	12	1,061	22,502	948,019	140,672	1,070,608	17	5,753,985	479,371	0.18	893.51	21.21	42.13	0.16
2011	1	1,235	26,104	1,127,208	169,732	1,253,522	29	5,756,362	453,593	0.21	912.72	21.14	43.18	0.23
	2	1,090	23,785	975,641	147,420	1,098,801	26	5,377,500	406,707	0.20	895.08	21.82	41.02	0.24
	3	1,193	24,589	1,058,141	154,172	1,183,550	24	5,364,246	449,725	0.22	886.96	20.61	43.03	0.20
	4	1,241	24,620	1,081,395	159,619	1,206,956	27	5,760,136	467,138	0.22	871.39	19.84	43.92	0.22
	5	1,156	22,760	991,522	152,770	1,103,261	22	5,801,061	483,227	0.20	857.72	19.69	43.56	0.20
	6	1,091	20,456	919,380	137,850	1,019,824	21	5,809,951	467,774	0.19	842.69	18.75	44.94	0.21
	7	1,032	19,408	857,204	124,346	947,884	17	5,812,117	482,005	0.18	830.62	18.81	44.17	0.18
	8	1,124	20,888	913,442	133,788	1,009,096	13	5,797,108	482,551	0.19	812.67	18.58	43.73	0.13
	9	1,007	19,109	806,329	117,066	884,882	12	5,842,039	467,479	0.17	800.72	18.98	42.20	0.14
	10	1,013	17,610	787,492	118,932	865,075	13	5,842,827	486,030	0.17	777.39	17.38	44.72	0.15

**Table 4A: Summary of Alendronate Use and Subsequent Events in the MSDD between January 1, 2006 and December 31, 2013, by Drug Use and Year-Month**

Year	Month	Users	Dispensings	Days Supplied	Amount Supplied	Days at Risk	Episodes w/ Events	Eligible Members	Member-Years	Users / 1K Eligible Members	Days Supplied/ User	Dispensings / User	Days Supplied/ Dispensing	Episodes w/ Events / 10K Days at Risk
2012	11	976	17,334	742,853	109,979	809,940	16	5,844,720	470,901	0.17	761.12	17.76	42.86	0.20
	12	946	16,808	699,242	104,877	759,524	19	5,868,343	486,574	0.16	739.16	17.77	41.60	0.25
	1	1,066	17,852	772,934	114,538	837,207	13	5,848,704	422,694	0.18	725.08	16.75	43.30	0.16
	2	554	10,243	412,832	60,600	445,566	9	5,003,312	292,831	0.11	745.18	18.49	40.30	0.20
	3	489	8,846	353,937	51,068	383,725	5	3,886,261	304,420	0.13	723.80	18.09	40.01	0.13
	4	459	7,683	322,731	46,206	350,486	3	3,845,003	310,173	0.12	703.12	16.74	42.01	0.09
	5	151	2,474	107,315	15,802	115,756	1	3,828,459	126,868	0.04	710.70	16.38	43.38	0.09
	6	153	2,488	104,247	15,248	113,924	1	1,457,851	116,589	0.10	681.35	16.26	41.90	0.09
	7	1	9	715	102	730	0	1,436,016	3,932	0.00	715.00	9.00	79.44	0.00
	8	0	0	0	0	0	0	0	0	---	---	---	---	---
	9	0	0	0	0	0	0	0	0	---	---	---	---	---
	10	0	0	0	0	0	0	0	0	---	---	---	---	---
2013	11	0	0	0	0	0	0	0	0	---	---	---	---	---
	12	0	0	0	0	0	0	0	0	---	---	---	---	---
	1	0	0	0	0	0	0	0	0	---	---	---	---	---
	2	0	0	0	0	0	0	0	0	---	---	---	---	---
	3	0	0	0	0	0	0	0	0	---	---	---	---	---
	4	0	0	0	0	0	0	0	0	---	---	---	---	---
	5	0	0	0	0	0	0	0	0	---	---	---	---	---
	6	0	0	0	0	0	0	0	0	---	---	---	---	---
	7	0	0	0	0	0	0	0	0	---	---	---	---	---
	8	0	0	0	0	0	0	0	0	---	---	---	---	---
	9	0	0	0	0	0	0	0	0	---	---	---	---	---
	10	0	0	0	0	0	0	0	0	---	---	---	---	---
11	0	0	0	0	0	0	0	0	---	---	---	---	---	
12	0	0	0	0	0	0	0	0	---	---	---	---	---	
<b>Alendronate and Hip Fracture; Exposure Extension Period=183; Minimum Episode Duration=1461</b>														
2006	1	18	745	31,583	22,462	34,625	0	109,136	8,827	0.16	1,754.61	41.39	42.39	0.00
	2	10	495	19,749	2,818	21,193	0	105,067	7,992	0.10	1,974.90	49.50	39.90	0.00
	3	12	622	20,462	2,916	23,507	0	105,921	8,903	0.11	1,705.17	51.83	32.90	0.00
	4	422	17,445	739,694	165,606	812,797	14	2,008,680	162,801	0.21	1,752.83	41.34	42.40	0.17
	5	343	14,948	611,696	93,780	675,546	7	2,041,130	169,732	0.17	1,783.37	43.58	40.92	0.10
	6	315	13,810	558,722	122,101	611,011	8	2,057,716	164,956	0.15	1,773.72	43.84	40.46	0.13
	7	299	12,865	517,120	80,090	568,078	12	2,071,081	170,794	0.14	1,729.50	43.03	40.20	0.21
	8	303	12,754	520,471	95,925	582,291	6	2,080,272	172,079	0.15	1,717.73	42.09	40.81	0.10

**Table 4A: Summary of Alendronate Use and Subsequent Events in the MSDD between January 1, 2006 and December 31, 2013, by Drug Use and Year-Month**

Year	Month	Users	Dispensings	Days Supplied	Amount Supplied	Days at Risk	Episodes w/ Events	Eligible Members	Member-Years	Users / 1K Eligible Members	Days Supplied/ User	Dispensings / User	Days Supplied/ Dispensing	Episodes w/ Events / 10K Days at Risk
	9	269	11,883	468,641	70,221	520,356	6	2,097,967	168,134	0.13	1,742.16	44.17	39.44	0.12
	10	300	12,587	515,430	82,130	569,283	9	2,099,199	174,702	0.14	1,718.10	41.96	40.95	0.16
	11	266	10,701	442,111	84,000	484,434	8	2,097,701	169,367	0.13	1,662.07	40.23	41.31	0.17
	12	225	9,730	393,213	64,602	426,554	9	2,106,267	175,677	0.11	1,747.61	43.24	40.41	0.21
2007	1	319	14,011	544,848	115,915	609,583	7	2,110,891	168,154	0.15	1,707.99	43.92	38.89	0.11
	2	257	10,988	437,796	64,092	485,691	5	2,000,995	151,755	0.13	1,703.49	42.75	39.84	0.10
	3	238	10,032	406,969	65,132	450,723	4	2,002,690	168,034	0.12	1,709.95	42.15	40.57	0.09
	4	247	10,415	416,247	67,660	460,337	5	2,089,342	169,609	0.12	1,685.21	42.17	39.97	0.11
	5	232	9,792	394,428	65,876	434,210	3	2,106,887	175,744	0.11	1,700.12	42.21	40.28	0.07
	6	217	8,887	363,860	51,940	401,163	6	2,118,933	170,543	0.10	1,676.77	40.95	40.94	0.15
	7	215	8,097	358,469	66,931	397,143	7	2,125,529	175,561	0.10	1,667.30	37.66	44.27	0.18
	8	244	9,782	404,244	59,036	446,975	6	2,745,985	179,532	0.09	1,656.74	40.09	41.33	0.13
	9	315	13,130	541,927	81,528	590,988	7	2,767,541	222,550	0.11	1,720.40	41.68	41.27	0.12
	10	321	14,096	545,126	81,277	594,854	10	2,769,221	231,080	0.12	1,698.21	43.91	38.67	0.17
	11	325	13,596	551,001	80,999	597,646	11	2,775,714	223,957	0.12	1,695.39	41.83	40.53	0.18
	12	368	16,122	618,014	91,171	673,645	15	2,783,715	232,301	0.13	1,679.39	43.81	38.33	0.22
2008	1	492	19,520	824,304	120,638	900,552	15	2,787,409	217,310	0.18	1,675.41	39.67	42.23	0.17
	2	440	18,954	755,920	110,951	826,712	11	2,597,246	202,841	0.17	1,718.00	43.08	39.88	0.13
	3	481	19,261	813,280	121,205	883,054	10	3,637,606	219,475	0.13	1,690.81	40.04	42.22	0.11
	4	646	24,879	1,089,837	171,381	1,185,430	14	3,624,854	294,332	0.18	1,687.05	38.51	43.81	0.12
	5	503	20,291	862,182	127,524	935,870	10	3,673,742	305,519	0.14	1,714.08	40.34	42.49	0.11
	6	479	19,299	808,081	119,446	873,598	14	3,697,964	296,729	0.13	1,687.02	40.29	41.87	0.16
	7	452	17,317	754,044	110,179	811,360	20	3,719,101	306,039	0.12	1,668.24	38.31	43.54	0.25
	8	430	16,739	706,220	102,136	769,579	7	3,693,548	307,895	0.12	1,642.37	38.93	42.19	0.09
	9	470	18,874	779,730	120,334	841,068	13	3,715,732	298,409	0.13	1,659.00	40.16	41.31	0.15
	10	451	17,825	749,064	110,380	808,260	7	3,716,791	309,764	0.12	1,660.90	39.52	42.02	0.09
	11	409	15,183	673,029	101,276	729,257	2	3,722,075	300,238	0.11	1,645.55	37.12	44.33	0.03
	12	409	15,730	663,632	98,092	715,625	6	3,734,053	311,435	0.11	1,622.57	38.46	42.19	0.08
2009	1	697	28,275	1,143,946	167,713	1,222,467	18	3,740,369	297,235	0.19	1,641.24	40.57	40.46	0.15
	2	566	21,691	921,982	136,681	983,918	16	3,533,685	267,353	0.16	1,628.94	38.32	42.51	0.16
	3	477	18,407	774,361	114,080	825,305	8	3,523,972	295,683	0.14	1,623.40	38.59	42.07	0.10
	4	460	16,263	733,913	109,952	785,366	13	3,730,704	302,870	0.12	1,595.46	35.35	45.13	0.17
	5	422	15,716	672,361	98,499	709,508	14	3,771,820	313,907	0.11	1,593.27	37.24	42.78	0.20
	6	414	13,926	648,995	96,044	689,805	9	3,796,067	304,884	0.11	1,567.62	33.64	46.60	0.13
	7	411	15,008	641,457	99,563	680,913	9	3,800,552	315,634	0.11	1,560.72	36.52	42.74	0.13



**Table 4A: Summary of Alendronate Use and Subsequent Events in the MSDD between January 1, 2006 and December 31, 2013, by Drug Use and Year-Month**

Year	Month	Users	Dispensings	Days Supplied	Amount Supplied	Days at Risk	Episodes w/ Events	Eligible Members	Member-Years	Users / 1K Eligible Members	Days Supplied/ User	Dispensings / User	Days Supplied/ Dispensing	Episodes w/ Events / 10K Days at Risk
2010	8	374	13,939	574,042	83,152	612,047	7	3,789,557	316,193	0.10	1,534.87	37.27	41.18	0.11
	9	355	12,542	538,732	80,088	565,883	7	3,818,629	306,316	0.09	1,517.55	35.33	42.95	0.12
	10	371	12,830	557,938	85,911	587,046	7	3,819,883	318,412	0.10	1,503.88	34.58	43.49	0.12
	11	307	10,707	454,075	65,935	477,747	5	3,820,246	308,548	0.08	1,479.07	34.88	42.41	0.10
	12	345	12,013	505,012	71,875	530,551	5	3,834,990	318,892	0.09	1,463.80	34.82	42.04	0.09
	1	332	10,994	478,852	70,157	501,335	6	3,821,204	278,541	0.09	1,442.33	33.11	43.56	0.12
	2	148	5,426	216,165	30,702	228,493	0	3,292,814	190,163	0.04	1,460.57	36.66	39.84	0.00
	3	160	5,573	229,321	33,762	242,142	3	2,475,820	207,033	0.06	1,433.26	34.83	41.15	0.12
	4	133	4,440	189,802	28,219	196,043	5	2,612,652	210,990	0.05	1,427.08	33.38	42.75	0.26
	5	39	1,277	54,900	10,374	58,608	0	2,588,940	80,325	0.02	1,407.69	32.74	42.99	0.00
	6	44	1,422	60,600	9,807	64,064	2	913,008	73,250	0.05	1,377.27	32.32	42.62	0.31
	7	2	101	2,828	403	2,922	0	901,360	2,468	0.00	1,414.00	50.50	28.00	0.00
2011	8	0	0	0	0	0	0	0	0	---	---	---	---	---
	9	0	0	0	0	0	0	0	0	---	---	---	---	---
	10	0	0	0	0	0	0	0	0	---	---	---	---	---
	11	0	0	0	0	0	0	0	0	---	---	---	---	---
	12	0	0	0	0	0	0	0	0	---	---	---	---	---
	1	0	0	0	0	0	0	0	0	---	---	---	---	---
	2	0	0	0	0	0	0	0	0	---	---	---	---	---
	3	0	0	0	0	0	0	0	0	---	---	---	---	---
	4	0	0	0	0	0	0	0	0	---	---	---	---	---
	5	0	0	0	0	0	0	0	0	---	---	---	---	---
	6	0	0	0	0	0	0	0	0	---	---	---	---	---
	7	0	0	0	0	0	0	0	0	---	---	---	---	---
2012	8	0	0	0	0	0	0	0	0	---	---	---	---	---
	9	0	0	0	0	0	0	0	0	---	---	---	---	---
	10	0	0	0	0	0	0	0	0	---	---	---	---	---
	11	0	0	0	0	0	0	0	0	---	---	---	---	---
	12	0	0	0	0	0	0	0	0	---	---	---	---	---
	1	0	0	0	0	0	0	0	0	---	---	---	---	---
	2	0	0	0	0	0	0	0	0	---	---	---	---	---
	3	0	0	0	0	0	0	0	0	---	---	---	---	---
	4	0	0	0	0	0	0	0	0	---	---	---	---	---
	5	0	0	0	0	0	0	0	0	---	---	---	---	---
	6	0	0	0	0	0	0	0	0	---	---	---	---	---

**Table 4A: Summary of Alendronate Use and Subsequent Events in the MSDD between January 1, 2006 and December 31, 2013, by Drug Use and Year-Month**

Year	Month	Users	Dispensings	Days Supplied	Amount Supplied	Days at Risk	Episodes w/ Events	Eligible Members	Member-Years	Users / 1K Eligible Members	Days Supplied/ User	Dispensings / User	Days Supplied/ Dispensing	Episodes w/ Events / 10K Days at Risk
2013	7	0	0	0	0	0	0	0	0	---	---	---	---	---
	8	0	0	0	0	0	0	0	0	---	---	---	---	---
	9	0	0	0	0	0	0	0	0	---	---	---	---	---
	10	0	0	0	0	0	0	0	0	---	---	---	---	---
	11	0	0	0	0	0	0	0	0	---	---	---	---	---
	12	0	0	0	0	0	0	0	0	---	---	---	---	---
	1	0	0	0	0	0	0	0	0	---	---	---	---	---
	2	0	0	0	0	0	0	0	0	---	---	---	---	---
	3	0	0	0	0	0	0	0	0	---	---	---	---	---
	4	0	0	0	0	0	0	0	0	---	---	---	---	---
	5	0	0	0	0	0	0	0	0	---	---	---	---	---
	6	0	0	0	0	0	0	0	0	---	---	---	---	---
	7	0	0	0	0	0	0	0	0	---	---	---	---	---
	8	0	0	0	0	0	0	0	0	---	---	---	---	---
	9	0	0	0	0	0	0	0	0	---	---	---	---	---
	10	0	0	0	0	0	0	0	0	---	---	---	---	---
	11	0	0	0	0	0	0	0	0	---	---	---	---	---
	12	0	0	0	0	0	0	0	0	---	---	---	---	---
<b>Alendronate and Hip Fracture; Exposure Extension Period=365; Minimum Episode Duration=1</b>														
2006	1	816	4,589	183,862	49,615	295,875	8	237,285	19,822	3.44	225.32	5.62	40.07	0.27
	2	641	3,117	126,955	18,861	220,429	6	235,567	17,948	2.72	198.06	4.86	40.73	0.27
	3	704	3,479	131,417	20,580	242,824	6	237,626	19,983	2.96	186.67	4.94	37.77	0.25
	4	9,697	65,074	2,674,738	555,214	4,329,428	120	4,464,906	364,701	2.17	275.83	6.71	41.10	0.28
	5	8,985	56,599	2,245,743	406,909	3,788,905	86	4,539,217	378,264	1.98	249.94	6.30	39.68	0.23
	6	8,275	54,353	2,131,454	457,817	3,514,605	66	4,545,077	365,870	1.82	257.58	6.57	39.22	0.19
	7	7,010	46,927	1,881,783	374,934	3,040,847	64	4,546,177	378,424	1.54	268.44	6.69	40.10	0.21
	8	7,588	52,118	2,028,458	389,231	3,317,974	52	4,585,791	380,971	1.65	267.32	6.87	38.92	0.16
	9	6,603	45,386	1,757,583	365,121	2,876,784	59	4,621,046	371,685	1.43	266.18	6.87	38.73	0.21
	10	6,518	44,483	1,770,678	352,672	2,901,592	66	4,625,820	386,887	1.41	271.66	6.82	39.81	0.23
	11	5,784	40,306	1,560,815	313,249	2,552,922	63	4,639,484	375,229	1.25	269.85	6.97	38.72	0.25
	12	5,117	35,098	1,361,359	241,275	2,236,942	51	4,665,098	389,859	1.10	266.05	6.86	38.79	0.23
2007	1	5,702	45,090	1,718,960	367,124	2,769,712	57	4,442,591	371,327	1.28	301.47	7.91	38.12	0.21
	2	4,885	38,307	1,472,391	280,353	2,403,450	60	4,390,730	335,051	1.11	301.41	7.84	38.44	0.25
	3	4,678	36,384	1,397,149	280,638	2,265,454	43	4,396,190	371,165	1.06	298.66	7.78	38.40	0.19
	4	4,730	35,621	1,372,699	277,784	2,255,030	46	4,644,119	379,622	1.02	290.21	7.53	38.54	0.20

**Table 4A: Summary of Alendronate Use and Subsequent Events in the MSDD between January 1, 2006 and December 31, 2013, by Drug Use and Year-Month**

Year	Month	Users	Dispensings	Days Supplied	Amount		Episodes w/ Events	Eligible Members	Member-Years	Users / 1K	Days	Dispensings / User	Days	Episodes w/ Events / 10K Days at Risk
					Supplied	Days at Risk				Eligible Members	Supplied/ User		Supplied/ Dispensing	
2008	5	4,511	34,142	1,316,507	253,202	2,128,722	40	4,710,323	393,821	0.96	291.84	7.57	38.56	0.19
	6	4,096	29,858	1,161,739	209,811	1,906,493	39	4,734,740	381,734	0.87	283.63	7.29	38.91	0.20
	7	4,013	28,450	1,124,869	232,535	1,857,332	33	4,702,052	393,037	0.85	280.31	7.09	39.54	0.18
	8	4,301	31,703	1,223,143	223,433	2,015,120	33	6,237,056	402,417	0.69	284.39	7.37	38.58	0.16
	9	7,168	48,463	1,878,943	314,386	3,105,853	83	6,282,087	505,824	1.14	262.13	6.76	38.77	0.27
	10	7,730	53,743	2,000,832	335,466	3,338,734	92	6,281,842	525,802	1.23	258.84	6.95	37.23	0.28
	11	7,100	48,799	1,860,153	348,229	3,102,576	94	6,302,654	509,723	1.13	261.99	6.87	38.12	0.30
	12	6,218	46,943	1,767,121	300,943	2,839,337	79	6,333,544	529,306	0.98	284.19	7.55	37.64	0.28
	1	8,134	66,751	2,552,119	417,285	4,032,725	116	6,061,269	506,737	1.34	313.76	8.21	38.23	0.29
	2	7,412	61,203	2,321,895	375,961	3,687,928	96	6,043,500	473,896	1.23	313.26	8.26	37.94	0.26
	3	8,349	68,056	2,672,679	434,667	4,215,955	101	9,556,870	515,023	0.87	320.12	8.15	39.27	0.24
	4	15,995	106,970	4,643,583	794,747	7,386,040	180	9,424,086	770,832	1.70	290.31	6.69	43.41	0.24
5	13,931	90,052	3,740,611	584,844	6,153,384	155	9,582,899	798,662	1.45	268.51	6.46	41.54	0.25	
6	12,967	83,798	3,457,993	529,919	5,726,668	124	9,618,935	773,703	1.35	266.68	6.46	41.27	0.22	
7	12,492	80,396	3,304,655	590,658	5,473,643	153	9,610,983	801,118	1.30	264.54	6.44	41.10	0.28	
8	11,070	71,714	2,918,822	498,611	4,831,618	126	9,634,631	804,804	1.15	263.67	6.48	40.70	0.26	
9	10,723	71,858	2,895,980	471,591	4,738,734	133	9,712,177	780,276	1.10	270.07	6.70	40.30	0.28	
10	11,482	72,891	2,931,324	490,019	4,932,398	133	9,717,466	812,401	1.18	255.30	6.35	40.22	0.27	
11	10,000	64,104	2,574,626	422,576	4,329,549	94	9,733,833	786,951	1.03	257.46	6.41	40.16	0.22	
12	10,245	64,066	2,565,898	425,701	4,324,591	127	9,784,190	816,341	1.05	250.45	6.25	40.05	0.29	
2009	1	11,985	100,837	3,981,887	610,097	6,213,824	173	9,017,430	753,865	1.33	332.24	8.41	39.49	0.28
	2	11,090	89,228	3,547,783	540,415	5,571,621	154	8,876,382	677,906	1.25	319.91	8.05	39.76	0.28
	3	10,546	76,848	3,081,137	476,454	5,024,120	127	8,835,776	746,958	1.19	292.16	7.29	40.09	0.25
	4	10,984	72,155	3,050,734	482,620	5,025,122	136	9,457,400	774,020	1.16	277.74	6.57	42.28	0.27
	5	9,958	66,315	2,707,875	425,835	4,492,107	116	9,597,672	800,886	1.04	271.93	6.66	40.83	0.26
	6	10,016	63,423	2,663,468	403,568	4,445,570	125	9,637,179	777,041	1.04	265.92	6.33	42.00	0.28
	7	9,770	62,037	2,524,711	408,696	4,299,913	104	9,588,050	802,104	1.02	258.41	6.35	40.70	0.24
	8	9,131	58,064	2,304,615	353,870	3,947,097	118	9,592,777	802,866	0.95	252.39	6.36	39.69	0.30
	9	8,684	53,962	2,176,473	340,537	3,724,873	105	9,643,541	776,873	0.90	250.63	6.21	40.33	0.28
	10	8,885	52,873	2,149,481	345,308	3,730,686	111	9,617,551	805,380	0.92	241.92	5.95	40.65	0.30
	11	7,900	47,001	1,842,892	294,166	3,246,958	92	9,625,285	779,854	0.82	233.28	5.95	39.21	0.28
	12	8,360	48,305	1,926,796	303,849	3,388,266	91	9,661,734	807,690	0.87	230.48	5.78	39.89	0.27
2010	1	7,719	49,712	2,024,376	309,330	3,539,039	112	8,739,367	732,598	0.88	262.26	6.44	40.72	0.32
	2	7,066	45,734	1,825,759	279,854	3,210,236	76	8,617,521	658,316	0.82	258.39	6.47	39.92	0.24
	3	6,916	43,795	1,746,544	272,579	3,077,038	89	8,580,264	725,669	0.81	252.54	6.33	39.88	0.29

**Table 4A: Summary of Alendronate Use and Subsequent Events in the MSDD between January 1, 2006 and December 31, 2013, by Drug Use and Year-Month**

Year	Month	Users	Dispensings	Days Supplied	Amount Supplied	Days at Risk	Episodes w/ Events	Eligible Members	Member-Years	Users / 1K Eligible Members	Days Supplied/ User	Dispensings / User	Days Supplied/ Dispensing	Episodes w/ Events / 10K Days at Risk
	4	8,031	47,557	2,046,274	318,725	3,538,269	102	9,292,576	760,758	0.86	254.80	5.92	43.03	0.29
	5	7,602	45,717	1,940,944	293,414	3,357,864	96	9,388,524	784,514	0.81	255.32	6.01	42.46	0.29
	6	7,791	45,227	1,917,199	307,751	3,380,286	99	9,417,815	759,783	0.83	246.08	5.81	42.39	0.29
	7	7,171	41,931	1,757,819	278,796	3,081,416	97	9,347,942	782,784	0.77	245.13	5.85	41.92	0.31
	8	7,224	41,607	1,747,076	269,305	3,053,784	88	9,335,612	781,637	0.77	241.84	5.76	41.99	0.29
	9	6,706	37,239	1,531,030	234,627	2,754,726	84	9,370,886	755,730	0.72	228.31	5.55	41.11	0.30
	10	6,743	37,261	1,533,481	240,988	2,750,075	66	9,333,525	782,075	0.72	227.42	5.53	41.16	0.24
	11	6,306	35,430	1,446,730	216,873	2,599,911	63	9,342,549	756,760	0.67	229.42	5.62	40.83	0.24
	12	5,900	32,386	1,302,285	198,861	2,360,331	64	9,376,424	784,451	0.63	220.73	5.49	40.21	0.27
2011	1	6,053	37,592	1,588,350	241,750	2,764,893	65	8,471,170	709,786	0.71	262.41	6.21	42.25	0.24
	2	5,641	35,511	1,443,515	213,998	2,529,577	86	8,362,740	639,219	0.67	255.90	6.30	40.65	0.34
	3	6,218	37,236	1,550,309	229,353	2,765,772	74	8,361,647	707,226	0.74	249.33	5.99	41.63	0.27
	4	7,628	42,081	1,827,132	272,816	3,273,434	84	9,042,653	740,359	0.84	239.53	5.52	43.42	0.26
	5	7,095	37,189	1,599,891	246,190	2,931,923	71	9,137,568	765,153	0.78	225.50	5.24	43.02	0.24
	6	6,575	34,022	1,476,801	223,150	2,676,272	76	9,140,471	740,099	0.72	224.61	5.17	43.41	0.28
	7	5,794	30,789	1,323,549	197,544	2,380,760	65	9,062,080	758,709	0.64	228.43	5.31	42.99	0.27
	8	6,223	32,613	1,388,296	206,433	2,485,333	76	9,071,001	759,039	0.69	223.09	5.24	42.57	0.31
	9	5,550	28,931	1,205,898	177,872	2,181,165	72	9,129,360	735,136	0.61	217.28	5.21	41.68	0.33
	10	5,436	27,472	1,159,874	173,966	2,124,406	51	9,122,165	763,764	0.60	213.37	5.05	42.22	0.24
	11	5,187	26,286	1,097,690	161,665	1,980,067	71	9,148,528	740,515	0.57	211.62	5.07	41.76	0.36
	12	5,108	25,098	1,045,354	159,069	1,916,322	49	9,196,532	768,287	0.56	204.65	4.91	41.65	0.26
2012	1	5,279	29,511	1,233,856	181,780	2,186,676	67	8,369,166	700,933	0.63	233.73	5.59	41.81	0.31
	2	5,040	26,964	1,132,686	169,659	2,026,889	63	8,359,321	655,339	0.60	224.74	5.35	42.01	0.31
	3	4,902	24,983	1,058,769	155,965	1,969,886	77	9,066,645	701,228	0.54	215.99	5.10	42.38	0.39
	4	5,971	28,536	1,267,079	189,043	2,288,638	70	8,954,327	733,286	0.67	212.21	4.78	44.40	0.31
	5	5,658	26,006	1,146,112	174,288	2,105,518	62	9,052,899	757,824	0.62	202.56	4.60	44.07	0.29
	6	4,919	22,873	1,011,928	149,578	1,819,575	72	9,053,042	733,267	0.54	205.72	4.65	44.24	0.40
	7	4,606	20,149	875,094	131,214	1,634,693	58	8,983,438	752,171	0.51	189.99	4.37	43.43	0.35
	8	4,996	21,982	943,079	143,668	1,751,374	48	8,996,530	753,126	0.56	188.77	4.40	42.90	0.27
	9	4,312	18,497	786,019	117,847	1,442,619	55	9,068,687	729,304	0.48	182.29	4.29	42.49	0.38
	10	5,003	21,052	910,881	135,486	1,678,521	55	9,063,657	759,207	0.55	182.07	4.21	43.27	0.33
	11	4,579	19,205	806,257	119,943	1,476,341	41	9,085,885	735,562	0.50	176.08	4.19	41.98	0.28
	12	4,175	17,301	728,423	108,877	1,303,929	46	9,120,792	763,197	0.46	174.47	4.14	42.10	0.35
2013	1	4,319	18,573	783,001	116,409	1,408,205	37	8,449,860	708,120	0.51	181.29	4.30	42.16	0.26
	2	3,933	16,700	694,443	102,769	1,216,405	39	8,339,907	637,565	0.47	176.57	4.25	41.58	0.32

**Table 4A: Summary of Alendronate Use and Subsequent Events in the MSDD between January 1, 2006 and December 31, 2013, by Drug Use and Year-Month**

Year	Month	Users	Dispensings	Days Supplied	Amount Supplied	Days at Risk	Episodes w/ Events	Eligible Members	Member-Years	Users / 1K Eligible Members	Days Supplied/ User	Dispensings / User	Days Supplied/ Dispensing	Episodes w/ Events / 10K Days at Risk
	3	3,944	16,210	670,543	100,533	1,165,346	43	8,336,138	705,235	0.47	170.02	4.11	41.37	0.37
	4	5,477	20,004	850,734	127,778	1,485,885	60	9,065,738	742,507	0.60	155.33	3.65	42.53	0.40
	5	5,217	17,851	764,117	113,496	1,312,834	54	9,158,815	767,299	0.57	146.47	3.42	42.81	0.41
	6	4,488	14,895	625,392	94,436	1,040,859	37	9,165,373	742,153	0.49	139.35	3.32	41.99	0.36
	7	4,780	15,126	616,908	93,276	1,011,189	24	9,130,734	764,842	0.52	129.06	3.16	40.78	0.24
	8	4,855	14,235	574,435	86,717	905,415	33	9,136,204	765,358	0.53	118.32	2.93	40.35	0.36
	9	4,502	12,172	478,916	73,724	735,289	22	9,291,209	741,112	0.48	106.38	2.70	39.35	0.30
	10	5,298	13,447	508,337	80,927	736,141	27	9,283,184	777,904	0.57	95.95	2.54	37.80	0.37
	11	4,488	9,628	364,435	60,345	507,151	18	9,296,264	753,179	0.48	81.20	2.15	37.85	0.35
	12	4,172	7,924	266,798	40,467	363,266	15	9,303,088	777,920	0.45	63.95	1.90	33.67	0.41
<b>Alendronate and Hip Fracture; Exposure Extension Period=365; Minimum Episode Duration=730</b>														
2006	1	58	1,545	64,830	27,202	79,328	0	152,329	11,882	0.38	1,117.76	26.64	41.96	0.00
	2	45	1,098	47,129	6,720	56,768	1	141,563	10,741	0.32	1,047.31	24.40	42.92	0.18
	3	51	1,489	51,254	7,600	66,689	0	142,730	11,938	0.36	1,004.98	29.20	34.42	0.00
	4	1,491	38,245	1,590,762	330,165	1,940,283	44	3,005,803	243,795	0.50	1,066.91	25.65	41.59	0.23
	5	1,183	31,604	1,275,211	223,468	1,564,368	22	3,062,166	253,620	0.39	1,077.95	26.72	40.35	0.14
	6	1,174	31,454	1,236,383	267,884	1,525,911	23	3,081,009	246,600	0.38	1,053.14	26.79	39.31	0.15
	7	1,070	27,917	1,119,015	194,864	1,381,007	25	3,102,027	255,816	0.34	1,045.81	26.09	40.08	0.18
	8	1,201	31,369	1,231,195	218,688	1,528,139	23	3,119,186	257,900	0.39	1,025.14	26.12	39.25	0.15
	9	1,159	29,565	1,140,641	224,623	1,435,772	22	3,147,883	252,084	0.37	984.16	25.51	38.58	0.15
	10	1,168	29,562	1,176,776	212,756	1,471,443	26	3,154,338	262,471	0.37	1,007.51	25.31	39.81	0.18
	11	1,101	27,498	1,078,537	205,116	1,354,522	21	3,160,670	254,571	0.35	979.60	24.98	39.22	0.16
	12	959	24,407	946,439	151,413	1,176,667	23	3,173,530	264,035	0.30	986.90	25.45	38.78	0.20
2007	1	1,227	32,750	1,248,945	256,996	1,575,666	24	3,179,663	248,115	0.39	1,017.89	26.69	38.14	0.15
	2	1,055	27,102	1,058,605	185,054	1,339,171	22	2,949,122	222,753	0.36	1,003.42	25.69	39.06	0.16
	3	1,049	26,223	1,039,099	181,720	1,311,918	20	2,940,236	245,819	0.36	990.56	25.00	39.63	0.15
	4	1,058	26,658	1,048,492	207,039	1,319,823	19	3,085,266	249,362	0.34	991.01	25.20	39.33	0.14
	5	1,046	25,714	1,019,733	182,234	1,292,293	10	3,109,425	258,262	0.34	974.89	24.58	39.66	0.08
	6	935	22,922	921,163	144,873	1,165,996	21	3,119,737	250,258	0.30	985.20	24.52	40.19	0.18
	7	947	22,408	918,725	176,924	1,167,903	16	3,125,826	258,483	0.30	970.14	23.66	41.00	0.14
	8	1,035	25,143	996,282	160,297	1,278,402	12	4,066,317	264,153	0.25	962.59	24.29	39.62	0.09
	9	1,368	33,723	1,355,342	208,185	1,690,449	29	4,097,885	328,845	0.33	990.75	24.65	40.19	0.17
	10	1,528	38,400	1,483,549	234,606	1,857,653	40	4,101,383	340,922	0.37	970.91	25.13	38.63	0.22
	11	1,433	35,754	1,408,244	245,867	1,770,264	36	4,101,691	330,146	0.35	982.72	24.95	39.39	0.20
	12	1,460	37,307	1,452,315	230,897	1,810,363	37	4,114,047	342,638	0.35	994.74	25.55	38.93	0.20

**Table 4A: Summary of Alendronate Use and Subsequent Events in the MSDD between January 1, 2006 and December 31, 2013, by Drug Use and Year-Month**

Year	Month	Users	Dispensings	Days Supplied	Amount Supplied	Days at Risk	Episodes w/ Events	Eligible Members	Member-Years	Users / 1K Eligible Members	Days Supplied/ User	Dispensings / User	Days Supplied/ Dispensing	Episodes w/ Events / 10K Days at Risk
2008	1	2,164	52,887	2,129,899	323,602	2,684,750	64	4,123,422	322,897	0.52	984.24	24.44	40.27	0.24
	2	1,882	48,096	1,890,665	305,536	2,361,918	52	3,857,880	300,258	0.49	1,004.60	25.56	39.31	0.22
	3	2,112	51,667	2,113,314	344,688	2,634,465	60	5,739,426	325,022	0.37	1,000.62	24.46	40.90	0.23
	4	3,123	68,549	3,037,802	518,239	3,803,030	75	5,713,793	461,114	0.55	972.72	21.95	44.32	0.20
	5	2,549	57,512	2,455,385	370,827	3,097,141	51	5,771,896	476,591	0.44	963.27	22.56	42.69	0.16
	6	2,370	54,357	2,289,798	359,801	2,865,759	57	5,787,228	462,598	0.41	966.16	22.94	42.13	0.20
	7	2,363	52,626	2,223,741	404,588	2,808,629	63	5,811,049	478,290	0.41	941.07	22.27	42.26	0.22
	8	2,170	48,174	2,029,540	332,518	2,568,771	52	5,787,933	479,699	0.37	935.27	22.20	42.13	0.20
	9	2,281	51,622	2,138,671	349,382	2,683,622	67	5,826,068	465,051	0.39	937.60	22.63	41.43	0.25
	10	2,279	50,369	2,096,571	335,806	2,669,810	44	5,827,711	482,768	0.39	919.95	22.10	41.62	0.16
	11	2,048	44,576	1,887,991	299,165	2,404,890	34	5,818,786	467,988	0.35	921.87	21.77	42.35	0.14
	12	2,186	47,129	1,969,585	323,835	2,512,151	60	5,840,557	485,539	0.37	901.00	21.56	41.79	0.24
2009	1	3,307	76,429	3,093,082	460,363	3,930,881	103	5,847,645	445,221	0.57	935.31	23.11	40.47	0.26
	2	2,867	63,984	2,641,231	413,089	3,369,845	73	5,293,685	400,268	0.54	921.25	22.32	41.28	0.22
	3	2,540	54,862	2,290,631	352,448	2,946,393	52	5,285,031	442,928	0.48	901.82	21.60	41.75	0.18
	4	2,354	48,660	2,137,060	322,398	2,725,506	56	5,639,330	456,918	0.42	907.84	20.67	43.92	0.21
	5	2,160	46,196	1,952,268	298,187	2,477,934	42	5,702,878	473,307	0.38	903.83	21.39	42.26	0.17
	6	2,183	44,547	1,959,174	292,139	2,483,739	56	5,736,270	459,566	0.38	897.47	20.41	43.98	0.23
	7	2,052	43,493	1,844,548	282,342	2,339,536	43	5,741,343	473,412	0.36	898.90	21.20	42.41	0.18
	8	1,989	41,969	1,735,156	253,788	2,224,188	48	5,696,916	473,692	0.35	872.38	21.10	41.34	0.22
	9	1,963	39,840	1,687,106	263,897	2,161,902	38	5,734,356	458,655	0.34	859.45	20.30	42.35	0.18
	10	1,928	38,671	1,670,137	263,046	2,126,453	50	5,733,154	476,367	0.34	866.25	20.06	43.19	0.24
	11	1,674	34,377	1,420,786	220,061	1,823,755	44	5,728,498	461,714	0.29	848.74	20.54	41.33	0.24
	12	1,750	36,063	1,510,899	220,777	1,918,643	37	5,753,031	478,361	0.30	863.37	20.61	41.90	0.19
2010	1	1,876	37,792	1,603,557	248,798	2,057,798	52	5,752,436	440,825	0.33	854.77	20.14	42.43	0.25
	2	1,610	33,294	1,392,433	210,463	1,758,860	37	5,233,576	396,257	0.31	864.87	20.68	41.82	0.21
	3	1,627	32,906	1,389,764	202,765	1,777,256	34	5,225,685	437,591	0.31	854.19	20.22	42.23	0.19
	4	1,785	33,391	1,494,279	221,227	1,904,954	43	5,663,102	459,148	0.32	837.13	18.71	44.75	0.23
	5	1,742	33,406	1,465,452	215,627	1,853,970	40	5,725,749	475,432	0.30	841.25	19.18	43.87	0.22
	6	1,709	32,692	1,440,229	217,380	1,815,509	37	5,754,612	461,173	0.30	842.73	19.13	44.05	0.20
	7	1,571	30,308	1,313,150	198,595	1,655,925	38	5,754,493	474,912	0.27	835.87	19.29	43.33	0.23
	8	1,638	30,831	1,362,778	204,821	1,704,763	40	5,705,713	475,021	0.29	831.98	18.82	44.20	0.23
	9	1,492	27,792	1,193,832	181,029	1,517,274	39	5,735,764	459,827	0.26	800.16	18.63	42.96	0.26
	10	1,510	28,403	1,236,430	187,476	1,551,477	25	5,730,446	476,900	0.26	818.83	18.81	43.53	0.16
	11	1,443	27,228	1,153,379	170,510	1,448,106	29	5,729,987	461,605	0.25	799.29	18.87	42.36	0.20

**Table 4A: Summary of Alendronate Use and Subsequent Events in the MSDD between January 1, 2006 and December 31, 2013, by Drug Use and Year-Month**

Year	Month	Users	Dispensings	Days Supplied	Amount Supplied	Days at Risk	Episodes w/ Events	Eligible Members	Member-Years	Users / 1K Eligible Members	Days Supplied/ User	Dispensings / User	Days Supplied/ Dispensing	Episodes w/ Events / 10K Days at Risk
2011	12	1,325	25,013	1,057,592	156,778	1,325,937	24	5,742,415	478,384	0.23	798.18	18.88	42.28	0.18
	1	1,561	29,161	1,262,768	189,394	1,562,408	35	5,744,613	452,644	0.27	808.95	18.68	43.30	0.22
	2	1,367	26,422	1,087,973	163,313	1,360,227	32	5,366,204	405,839	0.25	795.88	19.33	41.18	0.24
	3	1,494	27,383	1,179,865	172,106	1,464,350	35	5,352,785	448,747	0.28	789.74	18.33	43.09	0.24
	4	1,540	27,221	1,204,426	177,155	1,486,587	36	5,748,448	466,174	0.27	782.09	17.68	44.25	0.24
	5	1,457	25,579	1,115,152	172,169	1,374,749	25	5,789,169	482,215	0.25	765.38	17.56	43.60	0.18
	6	1,366	22,880	1,032,023	154,889	1,264,318	23	5,797,859	466,779	0.24	755.51	16.75	45.11	0.18
	7	1,268	21,560	955,040	138,607	1,153,807	23	5,799,838	480,965	0.22	753.19	17.00	44.30	0.20
	8	1,366	23,033	1,007,506	147,050	1,217,577	17	5,784,745	481,499	0.24	737.56	16.86	43.74	0.14
	9	1,217	21,069	890,954	129,326	1,063,019	17	5,829,527	466,452	0.21	732.09	17.31	42.29	0.16
	10	1,197	19,342	863,271	129,636	1,020,888	15	5,830,210	484,960	0.21	721.20	16.16	44.63	0.15
	11	1,162	19,020	817,056	120,479	959,793	21	5,832,026	469,859	0.20	703.15	16.37	42.96	0.22
2012	12	1,161	18,716	785,532	117,464	929,863	23	5,855,552	485,489	0.20	676.60	16.12	41.97	0.25
	1	1,291	19,993	863,207	127,668	1,012,134	16	5,835,806	421,705	0.22	668.63	15.49	43.18	0.16
	2	669	11,308	459,827	67,800	536,250	10	4,991,633	292,254	0.13	687.33	16.90	40.66	0.19
	3	594	9,826	397,176	57,511	464,767	9	3,879,265	303,831	0.15	668.65	16.54	40.42	0.19
	4	558	8,684	363,320	52,302	424,817	7	3,837,991	309,600	0.15	651.11	15.56	41.84	0.16
	5	177	2,769	117,980	17,324	135,847	1	3,821,448	126,706	0.05	666.55	15.64	42.61	0.07
	6	172	2,638	111,846	16,706	128,094	1	1,456,108	116,447	0.12	650.27	15.34	42.40	0.08
	7	1	9	715	102	730	0	1,434,281	3,927	0.00	715.00	9.00	79.44	0.00
	8	0	0	0	0	0	0	0	0	---	---	---	---	---
	9	0	0	0	0	0	0	0	0	---	---	---	---	---
	10	0	0	0	0	0	0	0	0	---	---	---	---	---
	11	0	0	0	0	0	0	0	0	---	---	---	---	---
2013	12	0	0	0	0	0	0	0	0	---	---	---	---	---
	1	0	0	0	0	0	0	0	0	---	---	---	---	---
	2	0	0	0	0	0	0	0	0	---	---	---	---	---
	3	0	0	0	0	0	0	0	0	---	---	---	---	---
	4	0	0	0	0	0	0	0	0	---	---	---	---	---
	5	0	0	0	0	0	0	0	0	---	---	---	---	---
	6	0	0	0	0	0	0	0	0	---	---	---	---	---
	7	0	0	0	0	0	0	0	0	---	---	---	---	---
	8	0	0	0	0	0	0	0	0	---	---	---	---	---
	9	0	0	0	0	0	0	0	0	---	---	---	---	---
10	0	0	0	0	0	0	0	0	---	---	---	---	---	

**Table 4A: Summary of Alendronate Use and Subsequent Events in the MSDD between January 1, 2006 and December 31, 2013, by Drug Use and Year-Month**

Year	Month	Users	Dispensings	Days Supplied	Amount Supplied	Days at Risk	Episodes w/ Events	Eligible Members	Member-Years	Users / 1K Eligible Members	Days Supplied/ User	Dispensings / User	Days Supplied/ Dispensing	Episodes w/ Events / 10K Days at Risk	
	11	0	0	0	0	0	0	0	0	---	---	---	---	---	
	12	0	0	0	0	0	0	0	0	---	---	---	---	---	
<b>Alendronate and Hip Fracture; Exposure Extension Period=365; Minimum Episode Duration=1461</b>															
2006	1	20	798	33,907	22,794	39,439	0	109,136	8,827	0.18	1,695.35	39.90	42.49	0.00	
	2	11	532	20,787	2,966	23,308	0	105,065	7,992	0.10	1,889.73	48.36	39.07	0.00	
	3	15	734	23,606	3,660	29,590	0	105,918	8,902	0.14	1,573.73	48.93	32.16	0.00	
	4	453	18,253	775,046	170,637	898,942	19	2,008,675	162,799	0.23	1,710.92	40.29	42.46	0.21	
	5	374	15,728	646,427	98,720	753,578	7	2,041,095	169,728	0.18	1,728.41	42.05	41.10	0.09	
	6	359	15,053	608,325	138,351	705,022	9	2,057,652	164,950	0.17	1,694.50	41.93	40.41	0.13	
	7	326	13,655	547,155	84,370	635,358	12	2,070,973	170,785	0.16	1,678.39	41.89	40.07	0.19	
	8	338	13,752	559,632	101,499	665,039	6	2,080,142	172,066	0.16	1,655.72	40.69	40.69	0.09	
	9	297	12,714	499,799	74,640	588,455	8	2,097,804	168,121	0.14	1,682.82	42.81	39.31	0.14	
	10	344	13,839	564,308	90,546	665,605	11	2,099,015	174,685	0.16	1,640.43	40.23	40.78	0.17	
	11	310	12,159	492,198	98,424	576,702	10	2,097,475	169,346	0.15	1,587.74	39.22	40.48	0.17	
	12	268	11,036	441,155	71,442	512,783	11	2,106,000	175,652	0.13	1,646.10	41.18	39.97	0.21	
2007	1	391	16,067	625,455	127,562	751,012	8	2,110,583	168,125	0.19	1,599.63	41.09	38.93	0.11	
	2	309	12,580	496,995	73,546	592,539	7	2,000,625	151,725	0.15	1,608.40	40.71	39.51	0.12	
	3	303	11,828	478,749	80,888	568,826	7	2,002,271	167,996	0.15	1,580.03	39.04	40.48	0.12	
	4	288	11,506	462,143	74,172	544,613	7	2,088,865	169,569	0.14	1,604.66	39.95	40.17	0.13	
	5	271	10,852	439,032	72,246	513,423	4	2,106,371	175,699	0.13	1,620.04	40.04	40.46	0.08	
	6	258	9,985	410,969	58,960	485,543	9	2,118,380	170,496	0.12	1,592.90	38.70	41.16	0.19	
	7	242	8,822	388,559	71,199	458,083	7	2,124,943	175,511	0.11	1,605.62	36.45	44.04	0.15	
	8	287	10,929	452,686	65,916	532,052	6	2,745,381	179,479	0.10	1,577.30	38.08	41.42	0.11	
	9	381	14,828	615,516	92,008	715,036	10	2,766,899	222,495	0.14	1,615.53	38.92	41.51	0.14	
	10	380	15,761	611,918	91,677	708,728	12	2,768,518	231,018	0.14	1,610.31	41.48	38.82	0.17	
	11	399	15,582	632,900	105,509	734,964	14	2,774,956	223,893	0.14	1,586.22	39.05	40.62	0.19	
	12	444	18,072	704,568	103,487	817,871	17	2,782,889	232,228	0.16	1,586.86	40.70	38.99	0.21	
2008	1	584	22,026	927,654	135,370	1,078,815	20	2,786,515	217,236	0.21	1,588.45	37.72	42.12	0.19	
	2	529	21,552	856,956	125,339	989,524	16	2,596,336	202,767	0.20	1,619.95	40.74	39.76	0.16	
	3	585	22,088	930,583	137,933	1,074,943	14	3,636,620	219,387	0.16	1,590.74	37.76	42.13	0.13	
	4	786	28,338	1,248,433	206,948	1,443,555	24	3,623,766	294,238	0.22	1,588.34	36.05	44.06	0.17	
	5	627	23,315	1,003,057	148,813	1,152,206	14	3,672,525	305,411	0.17	1,599.77	37.19	43.02	0.12	
	6	589	22,058	932,368	137,961	1,071,442	16	3,696,634	296,616	0.16	1,582.97	37.45	42.27	0.15	
	7	551	19,956	864,738	128,195	991,097	22	3,717,677	305,915	0.15	1,569.40	36.22	43.33	0.22	
	8	536	19,488	824,908	121,374	956,167	13	3,692,040	307,763	0.15	1,539.01	36.36	42.33	0.14	



**Table 4A: Summary of Alendronate Use and Subsequent Events in the MSDD between January 1, 2006 and December 31, 2013, by Drug Use and Year-Month**

Year	Month	Users	Dispensings	Days Supplied	Amount Supplied	Days at Risk	Episodes w/ Events	Eligible Members	Member-Years	Users / 1K Eligible Members	Days Supplied/ User	Dispensings / User	Days Supplied/ Dispensing	Episodes w/ Events / 10K Days at Risk
2009	9	566	21,340	888,706	136,862	1,010,347	16	3,714,129	298,274	0.15	1,570.15	37.70	41.65	0.16
	10	539	20,062	847,914	124,436	962,789	13	3,715,101	309,618	0.15	1,573.12	37.22	42.26	0.14
	11	497	17,543	772,777	117,301	883,162	4	3,720,307	300,090	0.13	1,554.88	35.30	44.05	0.05
	12	505	18,271	773,195	114,624	879,296	10	3,732,207	311,275	0.14	1,531.08	36.18	42.32	0.11
	1	823	31,619	1,286,052	187,900	1,437,640	29	3,738,438	297,077	0.22	1,562.64	38.42	40.67	0.20
	2	673	24,356	1,043,186	154,731	1,168,252	18	3,531,757	267,203	0.19	1,550.05	36.19	42.83	0.15
	3	586	21,212	897,382	132,476	1,006,597	8	3,521,955	295,508	0.17	1,531.37	36.20	42.31	0.08
	4	543	18,242	827,479	124,173	926,408	14	3,728,592	302,694	0.15	1,523.90	33.59	45.36	0.15
	5	495	17,611	753,531	110,052	830,288	15	3,769,642	313,721	0.13	1,522.28	35.58	42.79	0.18
	6	486	15,617	730,213	107,640	810,491	11	3,793,832	304,698	0.13	1,502.50	32.13	46.76	0.14
	7	475	16,538	714,996	110,035	787,274	9	3,798,261	315,440	0.13	1,505.25	34.82	43.23	0.11
	8	451	16,011	659,621	96,315	731,921	12	3,787,235	315,994	0.12	1,462.57	35.50	41.20	0.16
2010	9	422	14,452	614,756	90,948	670,218	13	3,816,255	306,119	0.11	1,456.77	34.25	42.54	0.19
	10	442	14,612	638,298	98,316	697,603	9	3,817,462	318,206	0.12	1,444.11	33.06	43.68	0.13
	11	363	12,194	516,315	74,851	563,234	6	3,817,768	308,343	0.10	1,422.36	33.59	42.34	0.11
	12	409	13,585	577,260	82,120	626,336	8	3,832,469	318,676	0.11	1,411.39	33.22	42.49	0.13
	1	394	12,656	548,622	80,056	594,498	9	3,818,640	278,342	0.10	1,392.44	32.12	43.35	0.15
	2	168	6,001	239,043	33,921	258,901	2	3,290,454	190,044	0.05	1,422.88	35.72	39.83	0.08
	3	179	6,054	250,760	36,786	271,119	3	2,474,287	206,903	0.07	1,400.89	33.82	41.42	0.11
	4	150	4,909	208,288	30,847	219,898	6	2,611,110	210,864	0.06	1,388.59	32.73	42.43	0.27
	5	45	1,459	61,527	11,309	67,494	0	2,587,402	80,300	0.02	1,367.27	32.42	42.17	0.00
	6	53	1,612	70,631	11,235	76,847	3	912,749	73,229	0.06	1,332.66	30.42	43.82	0.39
	7	2	101	2,828	403	2,922	0	901,092	2,467	0.00	1,414.00	50.50	28.00	0.00
	8	0	0	0	0	0	0	0	0	0	---	---	---	---
9	0	0	0	0	0	0	0	0	0	---	---	---	---	---
10	0	0	0	0	0	0	0	0	0	---	---	---	---	---
11	0	0	0	0	0	0	0	0	0	---	---	---	---	---
12	0	0	0	0	0	0	0	0	0	---	---	---	---	---
2011	1	0	0	0	0	0	0	0	0	---	---	---	---	---
	2	0	0	0	0	0	0	0	0	---	---	---	---	---
	3	0	0	0	0	0	0	0	0	---	---	---	---	---
	4	0	0	0	0	0	0	0	0	---	---	---	---	---
	5	0	0	0	0	0	0	0	0	---	---	---	---	---
	6	0	0	0	0	0	0	0	0	---	---	---	---	---
	7	0	0	0	0	0	0	0	0	---	---	---	---	---

**Table 4A: Summary of Alendronate Use and Subsequent Events in the MSDD between January 1, 2006 and December 31, 2013, by Drug Use and Year-Month**

Year	Month	Users	Dispensings	Days Supplied	Amount Supplied	Days at Risk	Episodes w/ Events	Eligible Members	Member-Years	Users / 1K Eligible Members	Days Supplied/ User	Dispensings / User	Days Supplied/ Dispensing	Episodes w/ Events / 10K Days at Risk
	8	0	0	0	0	0	0	0	0	---	---	---	---	---
	9	0	0	0	0	0	0	0	0	---	---	---	---	---
	10	0	0	0	0	0	0	0	0	---	---	---	---	---
	11	0	0	0	0	0	0	0	0	---	---	---	---	---
	12	0	0	0	0	0	0	0	0	---	---	---	---	---
2012	1	0	0	0	0	0	0	0	0	---	---	---	---	---
	2	0	0	0	0	0	0	0	0	---	---	---	---	---
	3	0	0	0	0	0	0	0	0	---	---	---	---	---
	4	0	0	0	0	0	0	0	0	---	---	---	---	---
	5	0	0	0	0	0	0	0	0	---	---	---	---	---
	6	0	0	0	0	0	0	0	0	---	---	---	---	---
	7	0	0	0	0	0	0	0	0	---	---	---	---	---
	8	0	0	0	0	0	0	0	0	---	---	---	---	---
	9	0	0	0	0	0	0	0	0	---	---	---	---	---
	10	0	0	0	0	0	0	0	0	---	---	---	---	---
	11	0	0	0	0	0	0	0	0	---	---	---	---	---
	12	0	0	0	0	0	0	0	0	---	---	---	---	---
2013	1	0	0	0	0	0	0	0	0	---	---	---	---	---
	2	0	0	0	0	0	0	0	0	---	---	---	---	---
	3	0	0	0	0	0	0	0	0	---	---	---	---	---
	4	0	0	0	0	0	0	0	0	---	---	---	---	---
	5	0	0	0	0	0	0	0	0	---	---	---	---	---
	6	0	0	0	0	0	0	0	0	---	---	---	---	---
	7	0	0	0	0	0	0	0	0	---	---	---	---	---
	8	0	0	0	0	0	0	0	0	---	---	---	---	---
	9	0	0	0	0	0	0	0	0	---	---	---	---	---
	10	0	0	0	0	0	0	0	0	---	---	---	---	---
	11	0	0	0	0	0	0	0	0	---	---	---	---	---
	12	0	0	0	0	0	0	0	0	---	---	---	---	---
<b>Alendronate and Non-vertebral Fracture; Exposure Extension Period= 0; Minimum Episode Duration=1</b>														
2006	1	799	4,508	178,873	48,904	188,233	18	236,012	19,690	3.39	223.87	5.64	39.68	0.96
	2	631	3,080	125,579	18,665	130,921	16	234,271	17,827	2.69	199.02	4.88	40.77	1.22
	3	689	3,395	129,002	20,239	136,054	15	236,373	19,850	2.91	187.23	4.93	38.00	1.10
	4	9,513	63,866	2,628,936	547,561	2,710,483	277	4,444,557	362,641	2.14	276.35	6.71	41.16	1.02

**Table 4A: Summary of Alendronate Use and Subsequent Events in the MSDD between January 1, 2006 and December 31, 2013, by Drug Use and Year-Month**

Year	Month	Users	Dispensings	Days Supplied	Amount Supplied	Days at Risk	Episodes w/ Events	Eligible Members	Member-Years	Users / 1K Eligible Members	Days Supplied/ User	Dispensings / User	Days Supplied/ Dispensing	Episodes w/ Events / 10K Days at Risk
	5	8,814	55,492	2,208,165	400,368	2,288,039	224	4,519,138	376,152	1.95	250.53	6.30	39.79	0.98
	6	8,112	53,369	2,093,450	449,729	2,170,599	220	4,525,286	363,847	1.79	258.07	6.58	39.23	1.01
	7	6,878	45,827	1,840,225	367,135	1,907,278	190	4,526,346	376,334	1.52	267.55	6.66	40.16	1.00
	8	7,450	51,121	1,994,670	384,272	2,090,735	175	4,565,834	378,867	1.63	267.74	6.86	39.02	0.84
	9	6,501	44,620	1,728,344	355,130	1,805,110	167	4,600,801	369,627	1.41	265.86	6.86	38.73	0.93
	10	6,411	43,708	1,743,467	347,835	1,812,114	158	4,605,966	384,754	1.39	271.95	6.82	39.89	0.87
	11	5,697	39,405	1,527,025	308,190	1,582,823	163	4,619,772	373,186	1.23	268.04	6.92	38.75	1.03
	12	5,013	34,309	1,334,666	237,233	1,372,229	140	4,645,303	387,745	1.08	266.24	6.84	38.90	1.02
2007	1	5,597	43,975	1,680,578	357,190	1,742,022	157	4,424,257	369,335	1.27	300.26	7.86	38.22	0.90
	2	4,805	37,766	1,451,754	271,920	1,493,636	151	4,371,748	333,235	1.10	302.13	7.86	38.44	1.01
	3	4,611	35,714	1,372,108	276,458	1,412,620	141	4,376,966	369,103	1.05	297.57	7.75	38.42	1.00
	4	4,663	35,168	1,355,790	274,818	1,405,070	144	4,623,365	377,506	1.01	290.75	7.54	38.55	1.02
	5	4,437	33,550	1,293,300	246,934	1,341,831	118	4,690,053	391,632	0.95	291.48	7.56	38.55	0.88
	6	3,996	29,159	1,136,717	205,549	1,176,160	94	4,714,239	379,634	0.85	284.46	7.30	38.98	0.80
	7	3,950	27,867	1,103,270	229,896	1,146,102	107	4,681,980	390,864	0.84	279.31	7.05	39.59	0.93
	8	4,231	30,842	1,194,346	218,987	1,243,283	110	6,205,546	400,180	0.68	282.28	7.29	38.72	0.88
	9	7,037	47,328	1,839,039	312,713	1,892,689	223	6,252,559	502,820	1.13	261.34	6.73	38.86	1.18
	10	7,599	52,708	1,964,773	330,021	2,025,354	223	6,253,310	522,709	1.22	258.56	6.94	37.28	1.10
	11	6,990	47,943	1,829,834	343,142	1,880,312	202	6,274,072	506,761	1.11	261.78	6.86	38.17	1.07
	12	6,104	46,125	1,739,904	296,710	1,795,972	188	6,305,301	526,225	0.97	285.04	7.56	37.72	1.05
2008	1	8,003	65,724	2,517,859	413,949	2,596,711	276	6,034,202	503,790	1.33	314.61	8.21	38.31	1.06
	2	7,269	60,059	2,280,930	370,093	2,350,594	252	6,015,709	471,123	1.21	313.79	8.26	37.98	1.07
	3	8,185	66,372	2,613,959	418,398	2,682,242	262	9,509,701	511,988	0.86	319.36	8.11	39.38	0.98
	4	15,708	105,108	4,566,978	781,559	4,693,785	474	9,381,532	766,441	1.67	290.74	6.69	43.45	1.01
	5	13,661	88,204	3,670,212	574,115	3,777,070	407	9,540,365	794,145	1.43	268.66	6.46	41.61	1.08
	6	12,740	82,179	3,399,223	521,051	3,504,965	370	9,576,074	769,333	1.33	266.81	6.45	41.36	1.06
	7	12,228	78,486	3,235,128	581,582	3,330,443	361	9,569,111	796,586	1.28	264.57	6.42	41.22	1.08
	8	10,862	70,005	2,859,432	488,748	2,975,089	291	9,592,045	800,267	1.13	263.25	6.44	40.85	0.98
	9	10,540	70,429	2,839,632	461,894	2,929,321	318	9,670,158	775,926	1.09	269.41	6.68	40.32	1.09
	10	11,252	71,112	2,862,579	482,247	2,958,894	311	9,676,380	807,929	1.16	254.41	6.32	40.25	1.05
	11	9,847	63,039	2,534,970	416,781	2,609,137	265	9,692,075	782,667	1.02	257.44	6.40	40.21	1.02
	12	10,057	62,681	2,513,400	412,647	2,585,546	280	9,744,290	811,933	1.03	249.92	6.23	40.10	1.08
2009	1	11,823	99,287	3,931,956	601,044	4,025,794	427	8,979,368	749,699	1.32	332.57	8.40	39.60	1.06
	2	10,918	87,485	3,486,977	530,906	3,563,112	399	8,836,315	674,093	1.24	319.38	8.01	39.86	1.12
	3	10,340	75,272	3,017,721	465,613	3,099,125	323	8,796,680	742,747	1.18	291.85	7.28	40.09	1.04

**Table 4A: Summary of Alendronate Use and Subsequent Events in the MSDD between January 1, 2006 and December 31, 2013, by Drug Use and Year-Month**

Year	Month	Users	Dispensings	Days Supplied	Amount Supplied	Days at Risk	Episodes w/ Events	Eligible Members	Member-Years	Users / 1K Eligible Members	Days Supplied/ User	Dispensings / User	Days Supplied/ Dispensing	Episodes w/ Events / 10K Days at Risk
	4	10,810	70,706	2,994,577	473,092	3,066,869	323	9,415,562	769,681	1.15	277.02	6.54	42.35	1.05
	5	9,804	64,954	2,656,168	418,106	2,730,877	311	9,555,815	796,455	1.03	270.93	6.63	40.89	1.14
	6	9,824	61,829	2,607,781	397,016	2,660,877	307	9,596,031	772,771	1.02	265.45	6.29	42.18	1.15
	7	9,595	60,971	2,484,511	403,443	2,547,512	294	9,548,047	797,705	1.00	258.94	6.35	40.75	1.15
	8	8,984	56,878	2,266,802	348,477	2,338,159	254	9,552,184	798,486	0.94	252.32	6.33	39.85	1.09
	9	8,546	52,911	2,133,264	333,892	2,192,365	236	9,603,385	772,690	0.89	249.62	6.19	40.32	1.08
	10	8,738	51,786	2,109,035	337,968	2,172,897	249	9,578,084	801,103	0.91	241.36	5.93	40.73	1.15
	11	7,773	46,099	1,810,771	288,974	1,867,483	198	9,586,494	775,787	0.81	232.96	5.93	39.28	1.06
	12	8,207	47,102	1,882,878	296,475	1,934,778	212	9,624,529	803,529	0.85	229.42	5.74	39.97	1.10
2010	1	7,600	48,638	1,988,427	304,126	2,036,090	253	8,704,560	728,783	0.87	261.64	6.40	40.88	1.24
	2	6,956	44,927	1,793,029	274,956	1,834,435	192	8,581,245	654,844	0.81	257.77	6.46	39.91	1.05
	3	6,830	43,125	1,722,311	268,986	1,772,157	207	8,544,848	721,808	0.80	252.17	6.31	39.94	1.17
	4	7,895	46,370	1,998,502	311,424	2,053,150	226	9,253,408	756,617	0.85	253.14	5.87	43.10	1.10
	5	7,453	44,519	1,895,618	286,795	1,950,260	212	9,349,328	780,265	0.80	254.34	5.97	42.58	1.09
	6	7,649	44,075	1,872,351	301,152	1,931,675	221	9,378,529	755,686	0.82	244.78	5.76	42.48	1.14
	7	7,040	40,775	1,716,960	272,516	1,759,665	220	9,309,419	778,567	0.76	243.89	5.79	42.11	1.25
	8	7,097	40,514	1,707,896	262,692	1,748,647	206	9,297,331	777,464	0.76	240.65	5.71	42.16	1.18
	9	6,595	36,662	1,509,783	232,160	1,550,301	181	9,332,674	751,719	0.71	228.93	5.56	41.18	1.17
	10	6,603	36,403	1,498,562	235,722	1,539,997	177	9,295,325	777,919	0.71	226.95	5.51	41.17	1.15
	11	6,216	34,914	1,426,153	214,207	1,467,551	163	9,304,567	752,781	0.67	229.43	5.62	40.85	1.11
	12	5,790	31,820	1,281,232	195,841	1,320,921	143	9,339,500	780,317	0.62	221.28	5.50	40.26	1.08
2011	1	5,984	37,156	1,570,244	238,578	1,605,631	176	8,436,861	706,006	0.71	262.41	6.21	42.26	1.10
	2	5,534	34,570	1,407,836	207,908	1,441,201	195	8,326,699	635,694	0.66	254.40	6.25	40.72	1.35
	3	6,110	36,608	1,523,692	224,134	1,565,575	177	8,325,515	703,313	0.73	249.38	5.99	41.62	1.13
	4	7,497	41,435	1,802,189	268,280	1,869,852	180	9,002,577	736,215	0.83	240.39	5.53	43.49	0.96
	5	6,967	36,492	1,577,090	242,529	1,622,468	177	9,098,941	760,939	0.77	226.37	5.24	43.22	1.09
	6	6,472	33,433	1,456,097	220,214	1,492,987	180	9,102,730	736,081	0.71	224.98	5.17	43.55	1.21
	7	5,717	30,244	1,303,587	194,151	1,343,622	145	9,024,262	754,604	0.63	228.02	5.29	43.10	1.08
	8	6,100	31,938	1,355,537	201,670	1,398,567	158	9,033,783	754,969	0.68	222.22	5.24	42.44	1.13
	9	5,472	28,442	1,189,049	175,175	1,225,493	152	9,091,981	731,215	0.60	217.30	5.20	41.81	1.24
	10	5,348	26,977	1,141,000	171,184	1,173,427	145	9,084,971	759,723	0.59	213.35	5.04	42.30	1.24
	11	5,105	25,689	1,076,569	158,645	1,103,650	147	9,111,807	736,625	0.56	210.89	5.03	41.91	1.33
	12	5,007	24,746	1,029,985	156,585	1,058,255	129	9,160,320	764,311	0.55	205.71	4.94	41.62	1.22
2012	1	5,208	29,048	1,217,378	179,442	1,255,373	147	8,336,670	697,347	0.62	233.75	5.58	41.91	1.17
	2	4,979	26,619	1,118,105	167,381	1,153,761	131	8,326,347	652,029	0.60	224.56	5.35	42.00	1.14

**Table 4A: Summary of Alendronate Use and Subsequent Events in the MSDD between January 1, 2006 and December 31, 2013, by Drug Use and Year-Month**

Year	Month	Users	Dispensings	Days Supplied	Amount Supplied	Days at Risk	Episodes w/ Events	Eligible Members	Member-Years	Users / 1K Eligible Members	Days Supplied/ User	Dispensings / User	Days Supplied/ Dispensing	Episodes w/ Events / 10K Days at Risk
	3	4,826	24,546	1,037,763	152,653	1,072,530	131	9,029,788	697,679	0.53	215.04	5.09	42.28	1.22
	4	5,853	27,909	1,241,333	185,780	1,284,480	145	8,917,945	729,449	0.66	212.08	4.77	44.48	1.13
	5	5,563	25,602	1,131,474	171,068	1,164,330	152	9,016,612	753,811	0.62	203.39	4.60	44.19	1.31
	6	4,823	22,408	993,572	146,756	1,024,145	140	9,015,736	729,348	0.53	206.01	4.65	44.34	1.37
	7	4,538	19,870	864,193	129,218	892,468	116	8,946,574	748,129	0.51	190.43	4.38	43.49	1.30
	8	4,898	21,527	922,245	140,397	956,273	115	8,960,018	749,115	0.55	188.29	4.40	42.84	1.20
	9	4,225	18,079	771,009	115,811	798,814	98	9,031,300	725,431	0.47	182.49	4.28	42.65	1.23
	10	4,895	20,698	895,143	133,261	927,671	113	9,027,276	755,186	0.54	182.87	4.23	43.25	1.22
	11	4,481	18,747	788,735	117,307	814,525	105	9,049,219	731,688	0.50	176.02	4.18	42.07	1.29
	12	4,078	16,869	712,475	106,571	739,367	87	9,084,434	759,198	0.45	174.71	4.14	42.24	1.18
2013	1	4,258	18,244	770,208	114,425	797,866	94	8,416,847	704,445	0.51	180.88	4.28	42.22	1.18
	2	3,869	16,367	682,732	100,993	708,665	97	8,305,403	634,210	0.47	176.46	4.23	41.71	1.37
	3	3,876	15,978	661,611	99,604	687,790	99	8,301,736	701,526	0.47	170.69	4.12	41.41	1.44
	4	5,367	19,673	836,601	125,853	871,932	106	9,028,027	738,512	0.59	155.88	3.67	42.53	1.22
	5	5,088	17,408	745,156	110,816	776,380	93	9,121,558	763,181	0.56	146.45	3.42	42.81	1.20
	6	4,402	14,603	615,490	92,662	643,094	87	9,126,559	738,132	0.48	139.82	3.32	42.15	1.35
	7	4,663	14,735	601,751	90,908	628,432	71	9,092,883	760,659	0.51	129.05	3.16	40.84	1.13
	8	4,758	13,941	562,933	84,307	587,502	70	9,097,685	761,164	0.52	118.31	2.93	40.38	1.19
	9	4,371	11,831	466,207	71,941	485,275	79	9,251,924	737,067	0.47	106.66	2.71	39.41	1.63
	10	5,163	13,053	494,408	78,964	514,396	82	9,244,817	773,669	0.56	95.76	2.53	37.88	1.59
	11	4,401	9,444	357,737	59,049	370,034	60	9,257,456	749,117	0.48	81.29	2.15	37.88	1.62
	12	4,068	7,697	259,815	40,594	270,013	44	9,265,297	773,704	0.44	63.87	1.89	33.76	1.63
<b>Alendronate and Non-vertebral Fracture; Exposure Extension Period= 0; Minimum Episode Duration=365</b>														
2006	1	102	2,106	82,913	29,784	87,066	1	207,814	14,562	0.49	812.87	20.65	39.37	0.11
	2	84	1,540	65,390	9,325	66,608	5	173,150	13,115	0.49	778.45	18.33	42.46	0.75
	3	89	1,926	67,335	10,178	70,712	5	175,045	14,630	0.51	756.57	21.64	34.96	0.71
	4	2,225	46,132	1,918,474	397,902	1,946,179	181	3,610,375	291,974	0.62	862.24	20.73	41.59	0.93
	5	1,774	38,397	1,537,641	275,236	1,566,763	133	3,677,207	304,203	0.48	866.76	21.64	40.05	0.85
	6	1,803	38,401	1,503,144	318,648	1,531,830	144	3,706,747	295,947	0.49	833.69	21.30	39.14	0.94
	7	1,661	34,147	1,368,937	262,655	1,396,867	118	3,733,175	305,159	0.44	824.16	20.56	40.09	0.84
	8	1,877	38,726	1,514,461	279,214	1,570,654	116	3,732,017	307,423	0.50	806.85	20.63	39.11	0.74
	9	1,732	35,539	1,377,617	288,584	1,423,381	111	3,764,738	300,297	0.46	795.39	20.52	38.76	0.78
	10	1,727	35,584	1,413,260	272,833	1,455,191	111	3,771,671	312,636	0.46	818.33	20.60	39.72	0.76
	11	1,637	33,177	1,290,833	260,445	1,328,875	111	3,778,877	303,526	0.43	788.54	20.27	38.91	0.84
	12	1,432	29,290	1,140,464	193,289	1,163,473	108	3,798,168	315,207	0.38	796.41	20.45	38.94	0.93

**Table 4A: Summary of Alendronate Use and Subsequent Events in the MSDD between January 1, 2006 and December 31, 2013, by Drug Use and Year-Month**

Year	Month	Users	Dispensings	Days Supplied	Amount Supplied	Days at Risk	Episodes w/ Events	Eligible Members	Member-Years	Users / 1K Eligible Members	Days Supplied/ User	Dispensings / User	Days Supplied/ Dispensing	Episodes w/ Events / 10K Days at Risk
2007	1	1,809	39,153	1,498,873	314,308	1,542,403	124	3,810,377	304,047	0.47	828.56	21.64	38.28	0.80
	2	1,600	33,564	1,304,134	226,159	1,329,510	122	3,633,296	274,614	0.44	815.08	20.98	38.86	0.92
	3	1,560	31,798	1,253,766	229,996	1,283,333	119	3,636,995	304,323	0.43	803.70	20.38	39.43	0.93
	4	1,628	33,220	1,302,281	276,102	1,343,536	112	3,841,507	310,868	0.42	799.93	20.41	39.20	0.83
	5	1,589	31,832	1,251,568	226,128	1,285,324	97	3,889,114	322,066	0.41	787.65	20.03	39.32	0.75
	6	1,435	28,071	1,125,820	185,533	1,152,502	95	3,904,098	312,156	0.37	784.54	19.56	40.11	0.82
	7	1,414	27,440	1,107,385	209,590	1,141,640	96	3,912,223	322,928	0.36	783.16	19.41	40.36	0.84
	8	1,532	30,424	1,191,164	189,128	1,238,487	96	5,102,469	330,494	0.30	777.52	19.86	39.15	0.78
	9	2,086	41,071	1,636,172	262,660	1,666,677	168	5,153,700	412,030	0.40	784.36	19.69	39.84	1.01
	10	2,297	46,586	1,781,463	289,508	1,821,084	169	5,159,680	428,174	0.45	775.56	20.28	38.24	0.93
	11	2,170	43,457	1,695,587	298,189	1,726,016	163	5,169,406	414,870	0.42	781.38	20.03	39.02	0.94
	12	2,105	44,077	1,687,794	272,978	1,728,882	144	5,185,668	430,353	0.41	801.80	20.94	38.29	0.83
2008	1	3,001	61,916	2,452,780	375,182	2,502,946	264	5,193,637	400,912	0.58	817.32	20.63	39.61	1.05
	2	2,647	56,173	2,185,599	357,923	2,229,932	231	4,801,435	372,080	0.55	825.69	21.22	38.91	1.04
	3	2,949	60,594	2,444,909	383,621	2,480,045	230	7,401,383	402,774	0.40	829.06	20.55	40.35	0.93
	4	4,694	85,043	3,728,710	636,051	3,799,130	338	7,361,846	592,431	0.64	794.36	18.12	43.84	0.89
	5	3,841	71,172	3,010,172	455,422	3,058,734	294	7,448,263	614,788	0.52	783.69	18.53	42.29	0.96
	6	3,549	66,676	2,787,748	424,500	2,837,658	265	7,496,410	597,287	0.47	785.50	18.79	41.81	0.93
	7	3,531	64,725	2,700,357	470,844	2,752,522	274	7,532,814	618,213	0.47	764.76	18.33	41.72	1.00
	8	3,347	60,124	2,512,814	423,337	2,586,373	223	7,509,857	621,323	0.45	750.77	17.96	41.79	0.86
	9	3,363	62,377	2,565,621	420,236	2,624,466	249	7,580,981	602,715	0.44	762.90	18.55	41.13	0.95
	10	3,498	62,754	2,581,490	422,112	2,644,467	247	7,588,413	626,634	0.46	737.99	17.94	41.14	0.93
	11	3,163	55,752	2,333,451	374,373	2,379,275	223	7,583,274	607,702	0.42	737.73	17.63	41.85	0.94
	12	3,226	56,818	2,343,148	384,638	2,392,588	232	7,616,406	630,907	0.42	726.33	17.61	41.24	0.97
2009	1	4,626	90,249	3,663,655	544,995	3,706,293	362	7,624,532	575,951	0.61	791.97	19.51	40.59	0.98
	2	4,180	78,718	3,208,925	488,193	3,261,795	339	6,861,585	516,904	0.61	767.69	18.83	40.76	1.04
	3	3,664	66,481	2,758,284	413,355	2,816,218	244	6,838,995	570,633	0.54	752.81	18.14	41.49	0.87
	4	3,544	60,475	2,626,218	406,988	2,667,432	238	7,328,253	590,076	0.48	741.03	17.06	43.43	0.89
	5	3,186	56,095	2,359,185	356,759	2,406,229	223	7,389,815	608,717	0.43	740.48	17.61	42.06	0.93
	6	3,181	54,106	2,349,987	353,910	2,377,721	231	7,402,901	590,349	0.43	738.76	17.01	43.43	0.97
	7	2,960	52,409	2,202,430	343,841	2,235,258	227	7,404,476	608,854	0.40	744.06	17.71	42.02	1.02
	8	2,876	50,857	2,073,310	305,501	2,123,716	183	7,356,278	608,450	0.39	720.90	17.68	40.77	0.86
	9	2,781	47,885	1,990,659	321,500	2,033,569	197	7,393,211	588,694	0.38	715.81	17.22	41.57	0.97
	10	2,721	46,109	1,953,881	312,241	2,001,082	194	7,385,265	609,967	0.37	718.07	16.95	42.38	0.97
	11	2,391	41,005	1,667,891	259,947	1,712,422	150	7,360,593	590,693	0.32	697.57	17.15	40.68	0.88

**Table 4A: Summary of Alendronate Use and Subsequent Events in the MSDD between January 1, 2006 and December 31, 2013, by Drug Use and Year-Month**

Year	Month	Users	Dispensings	Days Supplied	Amount Supplied	Days at Risk	Episodes w/ Events	Eligible Members	Member-Years	Users / 1K Eligible Members	Days Supplied/ User	Dispensings / User	Days Supplied/ Dispensing	Episodes w/ Events / 10K Days at Risk
2010	12	2,494	42,094	1,753,970	266,117	1,795,538	158	7,386,280	612,038	0.34	703.28	16.88	41.67	0.88
2010	1	2,535	44,152	1,853,443	281,524	1,893,996	188	7,380,836	557,353	0.34	731.14	17.42	41.98	0.99
2010	2	2,218	39,402	1,624,971	240,710	1,647,420	168	6,627,809	500,122	0.33	732.63	17.76	41.24	1.02
2010	3	2,242	39,003	1,624,121	245,209	1,665,669	140	6,609,471	552,704	0.34	724.41	17.40	41.64	0.84
2010	4	2,434	39,163	1,729,736	257,384	1,764,243	172	7,187,041	580,835	0.34	710.66	16.09	44.17	0.97
2010	5	2,389	39,244	1,702,778	250,713	1,742,378	178	7,267,642	601,464	0.33	712.76	16.43	43.39	1.02
2010	6	2,336	38,079	1,652,424	249,684	1,695,093	154	7,305,603	583,421	0.32	707.37	16.30	43.39	0.91
2010	7	2,162	35,157	1,522,088	228,409	1,543,897	166	7,307,057	600,801	0.30	704.02	16.26	43.29	1.08
2010	8	2,228	35,827	1,561,370	233,651	1,586,827	161	7,248,981	600,740	0.31	700.79	16.08	43.58	1.01
2010	9	2,045	32,789	1,385,773	210,603	1,413,448	158	7,284,645	581,511	0.28	677.64	16.03	42.26	1.12
2010	10	1,978	32,174	1,374,926	208,363	1,404,512	114	7,278,447	603,082	0.27	695.11	16.27	42.73	0.81
2010	11	1,939	31,522	1,316,604	193,837	1,351,953	121	7,274,175	584,218	0.27	679.01	16.26	41.77	0.90
2010	12	1,772	28,803	1,198,900	177,473	1,226,994	120	7,299,378	605,695	0.24	676.58	16.25	41.62	0.98
2011	1	2,079	33,997	1,459,428	217,873	1,480,664	152	7,298,820	555,428	0.28	701.99	16.35	42.93	1.03
2011	2	1,828	30,597	1,265,783	188,874	1,290,566	142	6,607,417	499,281	0.28	692.44	16.74	41.37	1.10
2011	3	1,995	32,300	1,377,442	200,940	1,407,067	130	6,605,236	551,974	0.30	690.45	16.19	42.65	0.92
2011	4	2,206	33,371	1,482,751	220,132	1,527,451	133	7,124,319	576,237	0.31	672.14	15.13	44.43	0.87
2011	5	2,045	30,943	1,348,108	207,546	1,378,273	129	7,181,181	595,598	0.28	659.22	15.13	43.57	0.94
2011	6	1,926	28,070	1,244,705	187,319	1,267,859	140	7,188,552	576,437	0.27	646.26	14.57	44.34	1.10
2011	7	1,758	26,218	1,145,684	168,496	1,175,932	104	7,190,562	591,296	0.24	651.70	14.91	43.70	0.88
2011	8	1,897	27,647	1,208,265	177,741	1,239,944	109	7,136,815	591,779	0.27	636.93	14.57	43.70	0.88
2011	9	1,707	25,490	1,071,905	156,620	1,104,880	94	7,193,711	573,373	0.24	627.95	14.93	42.05	0.85
2011	10	1,647	23,575	1,026,469	153,452	1,049,093	117	7,195,292	596,286	0.23	623.24	14.31	43.54	1.12
2011	11	1,634	23,318	992,680	146,028	1,014,862	121	7,200,680	577,926	0.23	607.52	14.27	42.57	1.19
2011	12	1,600	22,576	944,279	141,131	969,755	106	7,232,299	599,492	0.22	590.17	14.11	41.83	1.09
2012	1	1,842	25,934	1,112,608	162,761	1,142,133	118	7,240,981	564,133	0.25	604.02	14.08	42.90	1.03
2012	2	1,618	22,928	973,961	145,322	1,001,604	95	6,761,681	524,141	0.24	601.95	14.17	42.48	0.95
2012	3	1,578	21,451	919,806	134,364	950,419	82	7,275,233	560,926	0.22	582.89	13.59	42.88	0.86
2012	4	1,732	22,132	986,997	147,580	1,019,621	91	7,212,411	583,290	0.24	569.86	12.78	44.60	0.89
2012	5	1,649	20,370	908,145	135,590	933,997	85	7,272,025	603,163	0.23	550.72	12.35	44.58	0.91
2012	6	1,571	19,137	849,875	126,167	878,786	83	7,279,376	583,956	0.22	540.98	12.18	44.41	0.94
2012	7	1,365	15,954	700,580	104,767	719,146	89	7,283,167	601,508	0.19	513.25	11.69	43.91	1.24
2012	8	1,600	17,977	793,660	119,974	827,571	67	7,260,575	602,181	0.22	496.04	11.24	44.15	0.81
2012	9	1,388	15,416	665,771	98,433	691,033	64	7,329,676	583,156	0.19	479.66	11.11	43.19	0.93
2012	10	1,657	17,284	759,745	113,730	787,684	84	7,326,421	607,431	0.23	458.51	10.43	43.96	1.07

**Table 4A: Summary of Alendronate Use and Subsequent Events in the MSDD between January 1, 2006 and December 31, 2013, by Drug Use and Year-Month**

Year	Month	Users	Dispensings	Days Supplied	Amount Supplied	Days at Risk	Episodes w/ Events	Eligible Members	Member-Years	Users / 1K Eligible Members	Days Supplied/ User	Dispensings / User	Days Supplied/ Dispensing	Episodes w/ Events / 10K Days at Risk
2013	11	1,515	15,599	664,263	97,526	691,439	57	7,330,492	588,242	0.21	438.46	10.30	42.58	0.82
	12	1,464	14,080	610,348	90,751	634,751	61	7,346,229	607,882	0.20	416.90	9.62	43.35	0.96
	1	1,551	14,130	619,014	92,065	642,804	53	7,313,161	522,048	0.21	399.11	9.11	43.81	0.82
	2	655	6,997	273,650	40,150	288,268	20	6,187,371	344,691	0.11	417.79	10.68	39.11	0.69
	3	636	6,721	253,716	37,842	265,455	23	4,502,690	375,311	0.14	398.92	10.57	37.75	0.87
	4	678	6,556	255,974	38,454	269,732	16	4,770,233	384,028	0.14	377.54	9.67	39.04	0.59
	5	287	2,698	109,341	15,863	113,862	13	4,728,770	166,732	0.06	380.98	9.40	40.53	1.14
	6	255	2,306	90,383	13,640	95,447	6	1,933,152	153,770	0.13	354.44	9.04	39.19	0.63
	7	16	121	5,586	945	5,840	0	1,899,004	5,199	0.01	349.13	7.56	46.17	0.00
	8	0	0	0	0	0	0	0	0	---	---	---	---	---
	9	0	0	0	0	0	0	0	0	---	---	---	---	---
	10	0	0	0	0	0	0	0	0	---	---	---	---	---
11	0	0	0	0	0	0	0	0	---	---	---	---	---	
12	0	0	0	0	0	0	0	0	---	---	---	---	---	
<b>Alendronate and Non-vertebral Fracture; Exposure Extension Period= 0; Minimum Episode Duration=730</b>														
2006	1	44	1,339	56,398	26,002	57,585	1	151,621	11,814	0.29	1,281.77	30.43	42.12	0.17
	2	34	982	41,129	5,864	40,304	4	140,897	10,678	0.24	1,209.68	28.88	41.88	0.99
	3	35	1,182	41,924	6,268	43,283	1	142,069	11,870	0.25	1,197.83	33.77	35.47	0.23
	4	1,126	33,424	1,388,550	280,146	1,381,922	128	2,992,486	242,471	0.38	1,233.17	29.68	41.54	0.93
	5	904	27,603	1,124,732	183,220	1,125,887	85	3,049,223	252,274	0.30	1,244.17	30.53	40.75	0.75
	6	884	27,163	1,075,909	232,971	1,076,316	87	3,068,317	245,308	0.29	1,217.09	30.73	39.61	0.81
	7	785	23,856	956,803	151,553	954,483	81	3,089,324	254,490	0.25	1,218.86	30.39	40.11	0.85
	8	904	26,922	1,065,969	177,820	1,087,360	76	3,106,684	256,585	0.29	1,179.17	29.78	39.59	0.70
	9	808	24,735	946,778	179,747	961,890	65	3,135,404	250,817	0.26	1,171.75	30.61	38.28	0.68
	10	845	25,096	1,002,711	174,340	1,007,498	88	3,142,365	261,175	0.27	1,186.64	29.70	39.96	0.87
	11	786	22,949	902,167	174,284	910,179	71	3,148,966	253,345	0.25	1,147.80	29.20	39.31	0.78
	12	668	20,346	788,469	128,050	786,056	66	3,162,001	262,781	0.21	1,180.34	30.46	38.75	0.84
2007	1	888	27,556	1,061,219	210,333	1,070,276	83	3,168,340	246,966	0.28	1,195.07	31.03	38.51	0.78
	2	743	22,649	887,881	149,210	887,197	73	2,938,579	221,727	0.25	1,194.99	30.48	39.20	0.82
	3	727	21,602	854,458	142,150	856,655	69	2,929,799	244,672	0.25	1,175.32	29.71	39.55	0.81
	4	746	22,508	879,643	157,416	893,709	67	3,074,111	248,200	0.24	1,179.15	30.17	39.08	0.75
	5	733	21,610	852,755	156,868	856,928	60	3,098,802	257,079	0.24	1,163.38	29.48	39.46	0.70
	6	652	18,782	764,254	113,305	763,036	57	3,109,331	249,142	0.21	1,172.17	28.81	40.69	0.75
	7	662	18,528	762,669	139,037	770,622	62	3,115,700	257,339	0.21	1,152.07	27.99	41.16	0.80
	8	711	20,539	821,828	129,183	838,138	59	4,049,506	262,989	0.18	1,155.88	28.89	40.01	0.70



**Table 4A: Summary of Alendronate Use and Subsequent Events in the MSDD between January 1, 2006 and December 31, 2013, by Drug Use and Year-Month**

Year	Month	Users	Dispensings	Days Supplied	Amount Supplied	Days at Risk	Episodes w/ Events	Eligible Members	Member-Years	Users / 1K Eligible Members	Days Supplied/ User	Dispensings / User	Days Supplied/ Dispensing	Episodes w/ Events / 10K Days at Risk
	9	964	27,924	1,130,092	167,908	1,124,516	112	4,082,349	327,224	0.24	1,172.29	28.97	40.47	1.00
	10	1,092	31,963	1,242,679	191,328	1,244,005	114	4,086,792	339,279	0.27	1,137.98	29.27	38.88	0.92
	11	1,048	30,378	1,203,854	206,577	1,202,409	99	4,087,285	328,590	0.26	1,148.72	28.99	39.63	0.82
	12	1,070	32,048	1,246,770	199,485	1,251,956	103	4,100,091	341,041	0.26	1,165.21	29.95	38.90	0.82
2008	1	1,556	44,487	1,806,460	274,465	1,809,415	181	4,109,482	321,416	0.38	1,160.96	28.59	40.61	1.00
	2	1,391	41,078	1,625,066	258,607	1,629,483	156	3,844,959	298,904	0.36	1,168.27	29.53	39.56	0.96
	3	1,542	43,361	1,794,451	282,238	1,784,596	161	5,716,391	323,560	0.27	1,163.72	28.12	41.38	0.90
	4	2,233	56,787	2,545,518	435,073	2,547,523	218	5,693,299	458,956	0.39	1,139.95	25.43	44.83	0.86
	5	1,716	46,476	1,986,757	297,732	1,972,589	187	5,752,270	474,440	0.30	1,157.78	27.08	42.75	0.95
	6	1,652	44,623	1,882,266	288,214	1,881,392	159	5,768,279	460,572	0.29	1,139.39	27.01	42.18	0.85
	7	1,605	42,203	1,800,168	318,304	1,807,236	147	5,793,157	476,243	0.28	1,121.60	26.29	42.65	0.81
	8	1,462	38,800	1,636,241	272,109	1,652,782	132	5,770,293	477,703	0.25	1,119.18	26.54	42.17	0.80
	9	1,516	41,534	1,720,406	268,897	1,721,774	162	5,809,486	463,186	0.26	1,134.83	27.40	41.42	0.94
	10	1,501	40,293	1,676,849	262,339	1,688,346	134	5,812,177	480,905	0.26	1,117.15	26.84	41.62	0.79
	11	1,349	35,545	1,510,131	233,700	1,508,586	132	5,803,371	466,250	0.23	1,119.44	26.35	42.49	0.87
	12	1,409	36,770	1,550,719	255,470	1,550,586	143	5,826,792	483,797	0.24	1,100.58	26.10	42.17	0.92
2009	1	2,141	60,949	2,478,341	365,727	2,459,148	213	5,833,093	443,640	0.37	1,157.56	28.47	40.66	0.87
	2	1,849	50,611	2,106,909	324,955	2,095,957	200	5,280,545	398,866	0.35	1,139.49	27.37	41.63	0.95
	3	1,563	42,700	1,779,442	268,986	1,784,087	143	5,273,045	441,429	0.30	1,138.48	27.32	41.67	0.80
	4	1,502	38,086	1,684,841	250,069	1,678,698	149	5,626,427	455,367	0.27	1,121.73	25.36	44.24	0.89
	5	1,358	36,220	1,528,834	233,070	1,528,591	124	5,690,633	471,786	0.24	1,125.80	26.67	42.21	0.81
	6	1,395	34,554	1,536,923	228,774	1,520,513	144	5,725,234	458,157	0.24	1,101.74	24.77	44.48	0.95
	7	1,299	33,794	1,445,332	216,133	1,438,859	125	5,731,411	472,018	0.23	1,112.65	26.02	42.77	0.87
	8	1,215	32,128	1,324,100	194,139	1,328,138	111	5,687,396	472,361	0.21	1,089.79	26.44	41.21	0.84
	9	1,197	30,334	1,284,094	192,044	1,282,231	118	5,725,489	457,432	0.21	1,072.76	25.34	42.33	0.92
	10	1,170	29,278	1,271,158	191,362	1,275,788	112	5,725,084	475,171	0.20	1,086.46	25.02	43.42	0.88
	11	1,006	25,892	1,072,933	163,133	1,077,080	92	5,721,460	460,639	0.18	1,066.53	25.74	41.44	0.85
	12	1,081	27,611	1,159,699	170,203	1,168,886	90	5,747,442	477,313	0.19	1,072.80	25.54	42.00	0.77
2010	1	1,126	28,563	1,211,719	182,854	1,215,604	114	5,746,024	439,879	0.20	1,076.13	25.37	42.42	0.94
	2	1,003	25,849	1,073,570	156,225	1,064,782	103	5,227,802	395,419	0.19	1,070.36	25.77	41.53	0.97
	3	994	25,146	1,054,054	152,745	1,061,704	84	5,220,609	436,669	0.19	1,060.42	25.30	41.92	0.79
	4	1,051	24,680	1,109,532	162,864	1,109,324	104	5,656,136	458,044	0.19	1,055.69	23.48	44.96	0.94
	5	1,081	25,468	1,117,772	166,049	1,124,625	109	5,719,129	474,331	0.19	1,034.02	23.56	43.89	0.97
	6	1,064	25,108	1,102,244	167,178	1,112,934	96	5,748,321	460,148	0.19	1,035.94	23.60	43.90	0.86
	7	968	23,145	1,004,640	150,755	999,970	99	5,748,945	473,888	0.17	1,037.85	23.91	43.41	0.99

**Table 4A: Summary of Alendronate Use and Subsequent Events in the MSDD between January 1, 2006 and December 31, 2013, by Drug Use and Year-Month**

Year	Month	Users	Dispensings	Days Supplied	Amount Supplied	Days at Risk	Episodes w/ Events	Eligible Members	Member-Years	Users / 1K Eligible Members	Days Supplied/ User	Dispensings / User	Days Supplied/ Dispensing	Episodes w/ Events / 10K Days at Risk
2011	8	981	22,718	1,011,718	151,951	1,002,232	110	5,700,757	474,058	0.17	1,031.31	23.16	44.53	1.10
	9	877	20,645	881,137	133,739	881,176	93	5,731,271	458,946	0.15	1,004.72	23.54	42.68	1.06
	10	943	21,608	944,872	142,214	946,987	80	5,726,346	476,010	0.16	1,001.99	22.91	43.73	0.84
	11	888	21,062	876,045	130,980	885,872	75	5,726,388	460,792	0.16	986.54	23.72	41.59	0.85
	12	832	19,141	809,152	121,172	814,213	68	5,739,637	477,550	0.14	972.54	23.01	42.27	0.84
	1	976	22,585	963,960	145,339	962,891	91	5,740,944	451,850	0.17	987.66	23.14	42.68	0.95
	2	847	20,153	825,614	124,071	834,134	67	5,362,345	405,076	0.16	974.75	23.79	40.97	0.80
	3	947	21,176	907,105	131,819	911,403	74	5,349,028	447,914	0.18	957.87	22.36	42.84	0.81
	4	987	21,125	926,094	136,622	942,246	77	5,742,805	465,195	0.17	938.29	21.40	43.84	0.82
	5	926	19,303	855,737	128,904	866,054	62	5,784,887	481,273	0.16	924.12	20.85	44.33	0.72
	6	875	17,590	786,090	117,487	789,467	86	5,794,495	465,935	0.15	898.39	20.10	44.69	1.09
	7	843	16,643	742,077	107,419	754,299	58	5,796,622	480,133	0.15	880.28	19.74	44.59	0.77
8	911	17,973	779,672	115,442	789,687	61	5,782,074	480,708	0.16	855.84	19.73	43.38	0.77	
9	827	16,459	695,841	101,364	711,372	43	5,826,969	465,713	0.14	841.40	19.90	42.28	0.60	
10	797	14,690	652,094	99,002	655,277	69	5,827,956	484,217	0.14	818.19	18.43	44.39	1.05	
11	819	15,293	646,058	95,115	651,522	70	5,830,246	469,166	0.14	788.84	18.67	42.25	1.07	
12	779	14,483	597,580	88,343	602,445	68	5,854,339	484,819	0.13	767.11	18.59	41.26	1.13	
2012	1	872	15,099	654,213	97,705	663,548	57	5,834,196	421,186	0.15	750.24	17.32	43.33	0.86
	2	475	8,990	364,707	53,723	368,742	35	4,989,506	291,857	0.10	767.80	18.93	40.57	0.95
	3	404	7,633	302,201	43,740	309,150	24	3,876,890	303,423	0.10	748.02	18.89	39.59	0.78
	4	359	6,209	261,085	37,280	269,396	17	3,835,614	309,100	0.09	727.26	17.30	42.05	0.63
	5	128	2,157	93,738	13,870	95,618	6	3,816,538	126,425	0.03	732.33	16.85	43.46	0.63
	6	118	2,096	82,971	11,814	87,772	3	1,454,075	116,178	0.08	703.14	17.76	39.59	0.34
	7	1	9	715	102	730	0	1,430,884	3,918	0.00	715.00	9.00	79.44	0.00
	8	0	0	0	0	0	0	0	0	---	---	---	---	---
	9	0	0	0	0	0	0	0	0	---	---	---	---	---
	10	0	0	0	0	0	0	0	0	---	---	---	---	---
	11	0	0	0	0	0	0	0	0	---	---	---	---	---
	12	0	0	0	0	0	0	0	0	---	---	---	---	---
2013	1	0	0	0	0	0	0	0	0	---	---	---	---	---
	2	0	0	0	0	0	0	0	0	---	---	---	---	---
	3	0	0	0	0	0	0	0	0	---	---	---	---	---
	4	0	0	0	0	0	0	0	0	---	---	---	---	---
	5	0	0	0	0	0	0	0	0	---	---	---	---	---
	6	0	0	0	0	0	0	0	0	---	---	---	---	---

**Table 4A: Summary of Alendronate Use and Subsequent Events in the MSDD between January 1, 2006 and December 31, 2013, by Drug Use and Year-Month**

Year	Month	Users	Dispensings	Days Supplied	Amount Supplied	Days at Risk	Episodes w/ Events	Eligible Members	Member-Years	Users / 1K Eligible Members	Days Supplied/ User	Dispensings / User	Days Supplied/ Dispensing	Episodes w/ Events / 10K Days at Risk	
	7	0	0	0	0	0	0	0	0	---	---	---	---	---	
	8	0	0	0	0	0	0	0	0	---	---	---	---	---	
	9	0	0	0	0	0	0	0	0	---	---	---	---	---	
	10	0	0	0	0	0	0	0	0	---	---	---	---	---	
	11	0	0	0	0	0	0	0	0	---	---	---	---	---	
	12	0	0	0	0	0	0	0	0	---	---	---	---	---	
<b>Alendronate and Non-vertebral Fracture; Exposure Extension Period= 0; Minimum Episode Duration=1096</b>															
2006	1	27	995	41,967	23,945	42,127	1	124,352	10,073	0.22	1,554.33	36.85	42.18	0.24	
	2	17	662	27,450	3,914	26,633	2	120,148	9,118	0.14	1,614.71	38.94	41.47	0.75	
	3	21	914	30,782	4,680	31,079	1	121,067	10,130	0.17	1,465.81	43.52	33.68	0.32	
	4	588	22,241	933,322	204,339	913,592	80	2,425,935	195,921	0.24	1,587.28	37.82	41.96	0.88	
	5	481	18,866	772,402	118,995	765,760	49	2,460,672	203,852	0.20	1,605.83	39.22	40.94	0.64	
	6	469	18,320	732,309	168,844	716,565	59	2,476,006	198,152	0.19	1,561.43	39.06	39.97	0.82	
	7	425	16,411	658,111	98,736	644,628	56	2,491,933	205,176	0.17	1,548.50	38.61	40.10	0.87	
	8	471	17,656	709,837	122,885	716,790	43	2,502,519	206,705	0.19	1,507.08	37.49	40.20	0.60	
	9	393	15,609	609,852	95,187	610,887	38	2,523,602	201,957	0.16	1,551.79	39.72	39.07	0.62	
	10	449	16,833	684,422	119,983	677,976	55	2,526,523	210,101	0.18	1,524.33	37.49	40.66	0.81	
	11	415	15,078	603,649	114,150	595,466	48	2,529,521	203,603	0.16	1,454.58	36.33	40.04	0.81	
	12	356	13,572	537,555	87,398	526,601	43	2,538,898	211,304	0.14	1,509.99	38.12	39.61	0.82	
2007	1	482	18,695	725,952	142,641	719,023	56	2,544,983	200,647	0.19	1,506.12	38.79	38.83	0.78	
	2	403	15,349	604,178	88,829	593,395	49	2,391,422	180,893	0.17	1,499.20	38.09	39.36	0.83	
	3	394	14,404	579,803	95,510	569,349	48	2,390,618	200,124	0.16	1,471.58	36.56	40.25	0.84	
	4	388	14,694	576,671	112,785	578,586	41	2,499,148	202,215	0.16	1,486.27	37.87	39.25	0.71	
	5	359	13,319	537,852	101,693	528,134	37	2,522,329	209,863	0.14	1,498.19	37.10	40.38	0.70	
	6	335	12,228	496,940	72,282	489,577	32	2,536,444	203,388	0.13	1,483.40	36.50	40.64	0.65	
	7	319	11,095	478,575	98,107	482,259	33	2,540,804	210,142	0.13	1,500.24	34.78	43.13	0.68	
	8	365	13,124	538,121	79,280	538,917	38	3,295,019	214,808	0.11	1,474.30	35.96	41.00	0.71	
	9	494	17,837	737,729	111,763	716,956	73	3,321,591	266,372	0.15	1,493.38	36.11	41.36	1.02	
	10	522	19,669	770,258	115,084	758,036	61	3,322,376	276,145	0.16	1,475.59	37.68	39.16	0.80	
	11	525	19,233	771,984	128,299	762,838	56	3,323,589	267,591	0.16	1,470.45	36.63	40.14	0.73	
	12	553	21,236	825,566	120,731	817,067	71	3,335,016	277,706	0.17	1,492.89	38.40	38.88	0.87	
2008	1	761	27,478	1,135,860	166,748	1,122,817	103	3,342,038	262,280	0.23	1,492.59	36.11	41.34	0.92	
	2	683	25,963	1,036,852	150,910	1,025,839	88	3,142,383	244,754	0.22	1,518.08	38.01	39.94	0.86	
	3	771	27,825	1,147,742	169,213	1,119,019	102	4,444,222	265,085	0.17	1,488.64	36.09	41.25	0.91	
	4	1,037	34,959	1,542,325	254,568	1,519,889	126	4,412,938	361,047	0.23	1,487.30	33.71	44.12	0.83	

**Table 4A: Summary of Alendronate Use and Subsequent Events in the MSDD between January 1, 2006 and December 31, 2013, by Drug Use and Year-Month**

Year	Month	Users	Dispensings	Days Supplied	Amount Supplied	Days at Risk	Episodes w/ Events	Eligible Members	Member-Years	Users / 1K Eligible Members	Days Supplied/ User	Dispensings / User	Days Supplied/ Dispensing	Episodes w/ Events / 10K Days at Risk
	5	838	29,211	1,248,306	186,335	1,214,914	121	4,480,643	374,906	0.19	1,489.63	34.86	42.73	1.00
	6	761	26,979	1,129,324	166,037	1,112,530	86	4,509,718	364,342	0.17	1,484.00	35.45	41.86	0.77
	7	731	24,808	1,070,915	159,426	1,057,533	84	4,503,748	376,358	0.16	1,465.00	33.94	43.17	0.79
	8	693	23,677	1,001,324	147,507	998,784	68	4,515,813	378,671	0.15	1,444.91	34.17	42.29	0.68
	9	721	25,689	1,061,835	160,149	1,057,645	78	4,545,391	367,198	0.16	1,472.73	35.63	41.33	0.74
	10	717	24,778	1,043,316	155,837	1,034,671	77	4,549,200	381,671	0.16	1,455.11	34.56	42.11	0.74
	11	638	21,483	928,077	139,713	915,545	75	4,563,019	370,273	0.14	1,454.67	33.67	43.20	0.82
	12	650	21,751	932,744	138,596	921,452	68	4,584,285	384,121	0.14	1,434.99	33.46	42.88	0.74
2009	1	1,060	38,300	1,561,608	228,766	1,517,479	136	4,226,108	354,676	0.25	1,473.22	36.13	40.77	0.90
	2	876	29,954	1,280,288	189,807	1,259,131	107	4,191,846	320,176	0.21	1,461.52	34.19	42.74	0.85
	3	770	26,416	1,111,007	164,829	1,099,649	79	4,230,797	353,957	0.18	1,442.87	34.31	42.06	0.72
	4	708	22,767	1,016,864	154,471	991,670	91	4,482,028	363,266	0.16	1,436.25	32.16	44.66	0.92
	5	672	22,468	956,764	139,159	936,883	80	4,533,300	376,250	0.15	1,423.76	33.43	42.58	0.85
	6	661	20,238	932,018	137,318	897,811	87	4,560,240	365,278	0.14	1,410.01	30.62	46.05	0.97
	7	628	20,462	890,559	135,546	873,279	76	4,562,935	375,953	0.14	1,418.09	32.58	43.52	0.87
	8	561	18,943	785,294	114,167	774,279	62	4,522,875	376,369	0.12	1,399.81	33.77	41.46	0.80
	9	543	17,570	748,932	111,922	739,404	58	4,556,199	364,517	0.12	1,379.25	32.36	42.63	0.78
	10	565	17,800	775,784	117,651	774,677	53	4,555,624	378,837	0.12	1,373.07	31.50	43.58	0.68
	11	470	15,347	637,451	93,355	640,293	36	4,555,534	367,108	0.10	1,356.28	32.65	41.54	0.56
	12	535	17,065	716,318	102,943	713,635	56	4,573,443	380,348	0.12	1,338.91	31.90	41.98	0.78
2010	1	531	16,606	709,396	106,480	702,692	63	4,571,786	362,101	0.12	1,335.96	31.27	42.72	0.90
	2	474	15,426	633,532	91,324	614,329	57	4,303,202	325,157	0.11	1,336.57	32.54	41.07	0.93
	3	482	14,917	634,071	91,409	627,667	55	4,288,740	359,320	0.11	1,315.50	30.95	42.51	0.88
	4	497	14,284	646,557	96,625	638,751	54	4,636,286	375,725	0.11	1,300.92	28.74	45.26	0.85
	5	500	14,519	639,388	95,820	640,024	45	4,685,474	389,382	0.11	1,278.78	29.04	44.04	0.70
	6	528	15,066	660,685	100,679	662,402	51	4,713,401	377,927	0.11	1,251.30	28.53	43.85	0.77
	7	507	14,707	629,798	94,978	618,622	61	4,717,154	391,130	0.11	1,242.21	29.01	42.82	0.99
	8	499	13,539	612,395	91,990	597,189	59	4,700,475	391,642	0.11	1,227.24	27.13	45.23	0.99
	9	447	12,542	535,308	82,248	531,104	48	4,726,343	379,057	0.09	1,197.56	28.06	42.68	0.90
	10	489	13,267	574,503	88,752	570,406	46	4,723,381	393,258	0.10	1,174.85	27.13	43.30	0.81
	11	476	13,108	545,230	82,752	550,744	41	4,723,647	380,742	0.10	1,145.44	27.54	41.60	0.74
	12	434	11,385	489,276	73,065	492,170	29	4,734,493	393,423	0.09	1,127.36	26.23	42.98	0.59
2011	1	532	13,720	590,113	88,609	580,965	57	4,715,913	341,469	0.11	1,109.23	25.79	43.01	0.98
	2	246	6,932	279,986	46,126	280,000	18	4,041,353	229,281	0.06	1,138.15	28.18	40.39	0.64
	3	231	6,526	258,116	36,709	251,797	28	2,989,085	249,570	0.08	1,117.39	28.25	39.55	1.11

**Table 4A: Summary of Alendronate Use and Subsequent Events in the MSDD between January 1, 2006 and December 31, 2013, by Drug Use and Year-Month**

Year	Month	Users	Dispensings	Days Supplied	Amount Supplied	Days at Risk	Episodes w/ Events	Eligible Members	Member-Years	Users / 1K Eligible Members	Days Supplied/ User	Dispensings / User	Days Supplied/ Dispensing	Episodes w/ Events / 10K Days at Risk
2012	4	243	6,205	262,270	37,310	268,241	15	3,119,241	251,526	0.08	1,079.30	25.53	42.27	0.56
	5	75	2,081	81,672	12,449	81,318	5	3,085,377	97,396	0.02	1,088.96	27.75	39.25	0.61
	6	78	1,890	82,448	12,641	81,317	10	1,107,309	88,708	0.07	1,057.03	24.23	43.62	1.23
	7	3	66	3,272	443	3,288	0	1,090,322	2,985	0.00	1,090.67	22.00	49.58	0.00
	8	0	0	0	0	0	0	0	0	---	---	---	---	---
	9	0	0	0	0	0	0	0	0	---	---	---	---	---
	10	0	0	0	0	0	0	0	0	---	---	---	---	---
	11	0	0	0	0	0	0	0	0	---	---	---	---	---
	12	0	0	0	0	0	0	0	0	---	---	---	---	---
	1	0	0	0	0	0	0	0	0	---	---	---	---	---
	2	0	0	0	0	0	0	0	0	---	---	---	---	---
	3	0	0	0	0	0	0	0	0	---	---	---	---	---
2013	4	0	0	0	0	0	0	0	0	---	---	---	---	---
	5	0	0	0	0	0	0	0	0	---	---	---	---	---
	6	0	0	0	0	0	0	0	0	---	---	---	---	---
	7	0	0	0	0	0	0	0	0	---	---	---	---	---
	8	0	0	0	0	0	0	0	0	---	---	---	---	---
	9	0	0	0	0	0	0	0	0	---	---	---	---	---
	10	0	0	0	0	0	0	0	0	---	---	---	---	---
	11	0	0	0	0	0	0	0	0	---	---	---	---	---
	12	0	0	0	0	0	0	0	0	---	---	---	---	---
	1	0	0	0	0	0	0	0	0	---	---	---	---	---
	2	0	0	0	0	0	0	0	0	---	---	---	---	---
	3	0	0	0	0	0	0	0	0	---	---	---	---	---
<b>Alendronate and Non-vertebral Fracture; Exposure Extension Period= 0; Minimum Episode Duration=1461</b>														
2006	1	16	676	28,746	22,058	28,250	1	108,649	8,777	0.15	1,796.63	42.25	42.52	0.35

**Table 4A: Summary of Alendronate Use and Subsequent Events in the MSDD between January 1, 2006 and December 31, 2013, by Drug Use and Year-Month**

Year	Month	Users	Dispensings	Days Supplied	Amount Supplied	Days at Risk	Episodes w/ Events	Eligible Members	Member-Years	Users / 1K Eligible Members	Days Supplied/ User	Dispensings / User	Days Supplied/ Dispensing	Episodes w/ Events / 10K Days at Risk
	2	10	495	19,749	2,818	18,270	2	104,570	7,945	0.10	1,974.90	49.50	39.90	1.09
	3	8	445	15,269	2,176	14,806	1	105,417	8,850	0.08	1,908.63	55.63	34.31	0.68
	4	355	15,159	649,691	152,642	631,906	49	1,999,711	161,909	0.18	1,830.12	42.70	42.86	0.78
	5	292	13,068	543,759	84,034	535,791	30	2,032,250	168,811	0.14	1,862.19	44.75	41.61	0.56
	6	250	11,628	469,919	108,255	451,609	37	2,048,962	164,063	0.12	1,879.68	46.51	40.41	0.82
	7	246	11,039	444,209	66,735	429,064	33	2,062,141	169,867	0.12	1,805.73	44.87	40.24	0.77
	8	235	10,464	430,509	81,946	429,324	25	2,071,310	171,145	0.11	1,831.95	44.53	41.14	0.58
	9	211	9,878	392,708	59,401	388,860	26	2,088,958	167,227	0.10	1,861.18	46.82	39.76	0.67
	10	248	10,792	446,764	71,022	437,683	33	2,090,431	173,769	0.12	1,801.47	43.52	41.40	0.75
	11	202	8,699	352,166	64,809	340,805	28	2,089,043	168,475	0.10	1,743.40	43.06	40.48	0.82
	12	180	8,121	333,798	56,190	318,624	29	2,097,563	174,748	0.09	1,854.43	45.12	41.10	0.91
2007	1	246	11,463	446,532	100,631	432,730	35	2,102,175	167,265	0.12	1,815.17	46.60	38.95	0.81
	2	204	9,357	366,403	53,596	350,664	32	1,992,505	150,952	0.10	1,796.09	45.87	39.16	0.91
	3	186	8,321	334,154	54,753	317,864	33	1,994,136	167,127	0.09	1,796.53	44.74	40.16	1.04
	4	183	8,449	331,456	55,521	329,828	19	2,080,294	168,695	0.09	1,811.23	46.17	39.23	0.58
	5	183	8,229	327,359	51,274	315,654	25	2,098,066	174,794	0.09	1,788.85	44.97	39.78	0.79
	6	161	7,038	288,206	41,032	276,993	20	2,109,974	169,626	0.08	1,790.10	43.71	40.95	0.72
	7	160	6,378	285,261	41,996	283,020	17	2,116,595	174,608	0.08	1,782.88	39.86	44.73	0.60
	8	186	7,962	325,733	47,852	320,864	24	2,732,603	178,557	0.07	1,751.25	42.81	40.91	0.75
	9	251	10,712	452,039	67,291	437,987	36	2,754,920	221,274	0.09	1,800.95	42.68	42.20	0.82
	10	256	11,682	456,775	67,637	440,998	39	2,757,077	229,767	0.09	1,784.28	45.63	39.10	0.88
	11	251	10,998	451,758	65,674	439,368	28	2,763,494	222,698	0.09	1,799.83	43.82	41.08	0.64
	12	285	13,336	509,140	75,708	498,849	40	2,771,671	230,990	0.10	1,786.46	46.79	38.18	0.80
2008	1	379	16,022	674,395	97,256	662,138	56	2,775,165	216,084	0.14	1,779.41	42.27	42.09	0.85
	2	346	15,919	631,166	92,993	616,058	49	2,585,719	201,699	0.13	1,824.18	46.01	39.65	0.80
	3	374	15,894	668,772	98,287	642,705	57	3,620,192	218,226	0.10	1,788.16	42.50	42.08	0.89
	4	493	20,461	885,229	138,354	862,223	69	3,608,618	292,676	0.14	1,795.60	41.50	43.26	0.80
	5	407	17,094	731,370	108,633	705,955	69	3,657,682	303,813	0.11	1,796.98	42.00	42.79	0.98
	6	380	16,124	673,478	100,107	657,082	48	3,681,814	295,083	0.10	1,772.31	42.43	41.77	0.73
	7	348	14,087	612,857	90,109	593,118	51	3,703,272	304,346	0.09	1,761.08	40.48	43.51	0.86
	8	334	13,695	578,754	84,103	572,487	35	3,677,669	306,204	0.09	1,732.80	41.00	42.26	0.61
	9	369	15,821	642,740	98,474	636,510	45	3,700,200	296,794	0.10	1,741.84	42.88	40.63	0.71
	10	345	14,551	604,414	88,690	592,771	40	3,701,560	308,108	0.09	1,751.92	42.18	41.54	0.67
	11	336	13,217	575,505	86,247	561,720	40	3,706,531	298,640	0.09	1,712.81	39.34	43.54	0.71
	12	310	12,532	529,862	79,010	520,003	37	3,719,166	309,786	0.08	1,709.23	40.43	42.28	0.71

**Table 4A: Summary of Alendronate Use and Subsequent Events in the MSDD between January 1, 2006 and December 31, 2013, by Drug Use and Year-Month**

Year	Month	Users	Dispensings	Days Supplied	Amount Supplied	Days at Risk	Episodes w/ Events	Eligible Members	Member-Years	Users / 1K Eligible Members	Days Supplied/ User	Dispensings / User	Days Supplied/ Dispensing	Episodes w/ Events / 10K Days at Risk
2009	1	559	23,448	958,638	141,376	918,307	82	3,724,785	295,643	0.15	1,714.92	41.95	40.88	0.89
	2	460	18,398	780,981	115,473	759,517	62	3,518,261	265,888	0.13	1,697.78	40.00	42.45	0.82
	3	402	16,186	672,701	99,595	663,808	40	3,508,796	294,051	0.11	1,673.39	40.26	41.56	0.60
	4	368	13,624	611,138	91,395	591,710	47	3,714,456	301,200	0.10	1,660.70	37.02	44.86	0.79
	5	348	13,283	570,084	83,995	548,805	47	3,755,653	312,204	0.09	1,638.17	38.17	42.92	0.86
	6	321	11,037	521,789	75,600	492,392	49	3,780,392	303,250	0.08	1,625.51	34.38	47.28	1.00
	7	341	12,791	546,578	86,090	532,351	45	3,785,298	313,960	0.09	1,602.87	37.51	42.73	0.85
	8	311	11,784	489,056	71,053	477,883	36	3,774,224	314,523	0.08	1,572.53	37.89	41.50	0.75
	9	286	10,507	446,766	67,006	437,967	30	3,803,310	304,717	0.08	1,562.12	36.74	42.52	0.68
	10	305	10,711	468,271	70,658	462,493	27	3,804,704	316,770	0.08	1,535.31	35.12	43.72	0.58
	11	253	8,849	383,249	55,864	382,070	21	3,805,376	306,976	0.07	1,514.82	34.98	43.31	0.55
	12	296	10,532	438,651	62,446	433,703	34	3,820,669	317,280	0.08	1,481.93	35.58	41.65	0.78
2010	1	266	9,049	391,487	57,734	384,969	27	3,805,767	277,101	0.07	1,471.76	34.02	43.26	0.70
	2	122	4,547	181,969	25,849	179,041	13	3,278,086	189,234	0.04	1,491.55	37.27	40.02	0.73
	3	124	4,302	181,631	27,001	177,596	13	2,466,259	206,010	0.05	1,464.77	34.69	42.22	0.73
	4	106	3,650	152,991	21,746	150,691	12	2,602,524	209,931	0.04	1,443.31	34.43	41.92	0.80
	5	29	932	41,522	8,472	42,746	1	2,576,867	79,940	0.01	1,431.79	32.14	44.55	0.23
	6	32	1,062	45,246	7,623	44,040	4	909,532	72,898	0.04	1,413.94	33.19	42.60	0.91
	7	1	51	1,418	203	1,461	0	897,066	2,456	0.00	1,418.00	51.00	27.80	0.00
	8	0	0	0	0	0	0	0	0	---	---	---	---	---
	9	0	0	0	0	0	0	0	0	---	---	---	---	---
	10	0	0	0	0	0	0	0	0	---	---	---	---	---
	11	0	0	0	0	0	0	0	0	---	---	---	---	---
	12	0	0	0	0	0	0	0	0	---	---	---	---	---
2011	1	0	0	0	0	0	0	0	0	---	---	---	---	---
	2	0	0	0	0	0	0	0	0	---	---	---	---	---
	3	0	0	0	0	0	0	0	0	---	---	---	---	---
	4	0	0	0	0	0	0	0	0	---	---	---	---	---
	5	0	0	0	0	0	0	0	0	---	---	---	---	---
	6	0	0	0	0	0	0	0	0	---	---	---	---	---
	7	0	0	0	0	0	0	0	0	---	---	---	---	---
	8	0	0	0	0	0	0	0	0	---	---	---	---	---
	9	0	0	0	0	0	0	0	0	---	---	---	---	---
	10	0	0	0	0	0	0	0	0	---	---	---	---	---
	11	0	0	0	0	0	0	0	0	---	---	---	---	---

**Table 4A: Summary of Alendronate Use and Subsequent Events in the MSDD between January 1, 2006 and December 31, 2013, by Drug Use and Year-Month**

Year	Month	Users	Dispensings	Days Supplied	Amount Supplied	Days at Risk	Episodes w/ Events	Eligible Members	Member-Years	Users / 1K Eligible Members	Days Supplied/ User	Dispensings / User	Days Supplied/ Dispensing	Episodes w/ Events / 10K Days at Risk
2012	12	0	0	0	0	0	0	0	0	---	---	---	---	---
2012	1	0	0	0	0	0	0	0	0	---	---	---	---	---
2012	2	0	0	0	0	0	0	0	0	---	---	---	---	---
2012	3	0	0	0	0	0	0	0	0	---	---	---	---	---
2012	4	0	0	0	0	0	0	0	0	---	---	---	---	---
2012	5	0	0	0	0	0	0	0	0	---	---	---	---	---
2012	6	0	0	0	0	0	0	0	0	---	---	---	---	---
2012	7	0	0	0	0	0	0	0	0	---	---	---	---	---
2012	8	0	0	0	0	0	0	0	0	---	---	---	---	---
2012	9	0	0	0	0	0	0	0	0	---	---	---	---	---
2012	10	0	0	0	0	0	0	0	0	---	---	---	---	---
2012	11	0	0	0	0	0	0	0	0	---	---	---	---	---
2012	12	0	0	0	0	0	0	0	0	---	---	---	---	---
2013	1	0	0	0	0	0	0	0	0	---	---	---	---	---
2013	2	0	0	0	0	0	0	0	0	---	---	---	---	---
2013	3	0	0	0	0	0	0	0	0	---	---	---	---	---
2013	4	0	0	0	0	0	0	0	0	---	---	---	---	---
2013	5	0	0	0	0	0	0	0	0	---	---	---	---	---
2013	6	0	0	0	0	0	0	0	0	---	---	---	---	---
2013	7	0	0	0	0	0	0	0	0	---	---	---	---	---
2013	8	0	0	0	0	0	0	0	0	---	---	---	---	---
2013	9	0	0	0	0	0	0	0	0	---	---	---	---	---
2013	10	0	0	0	0	0	0	0	0	---	---	---	---	---
2013	11	0	0	0	0	0	0	0	0	---	---	---	---	---
2013	12	0	0	0	0	0	0	0	0	---	---	---	---	---
<b>Alendronate and Non-vertebral Fracture; Exposure Extension Period= 0; Minimum Episode Duration=1826</b>														
2006	1	7	351	14,494	20,022	15,083	0	95,772	7,634	0.07	2,070.57	50.14	41.29	0.00
2006	2	5	278	11,662	1,663	9,774	2	90,823	6,895	0.06	2,332.40	55.60	41.95	2.05
2006	3	3	217	7,799	1,112	6,841	1	91,288	7,675	0.03	2,599.67	72.33	35.94	1.46
2006	4	171	8,487	363,194	97,314	346,329	27	1,678,125	136,120	0.10	2,123.94	49.63	42.79	0.78
2006	5	144	7,335	313,822	47,146	308,505	16	1,707,547	142,014	0.08	2,179.32	50.94	42.78	0.52
2006	6	132	7,005	285,511	48,674	267,741	26	1,722,557	138,240	0.08	2,162.96	53.07	40.76	0.97
2006	7	106	5,699	228,388	32,476	215,245	16	1,736,713	142,668	0.06	2,154.60	53.76	40.08	0.74
2006	8	114	5,913	246,264	35,086	248,211	8	1,738,688	143,838	0.07	2,160.21	51.87	41.65	0.32
2006	9	102	5,406	222,003	33,694	217,088	17	1,754,278	140,622	0.06	2,176.50	53.00	41.07	0.78



**Table 4A: Summary of Alendronate Use and Subsequent Events in the MSDD between January 1, 2006 and December 31, 2013, by Drug Use and Year-Month**

Year	Month	Users	Dispensings	Days Supplied	Amount Supplied	Days at Risk	Episodes w/ Events	Eligible Members	Member-Years	Users / 1K Eligible Members	Days Supplied/ User	Dispensings / User	Days Supplied/ Dispensing	Episodes w/ Events / 10K Days at Risk
2007	10	121	5,734	253,674	36,137	242,630	22	1,756,123	146,329	0.07	2,096.48	47.39	44.24	0.91
	11	82	4,109	167,498	31,005	164,253	13	1,757,682	141,858	0.05	2,042.66	50.11	40.76	0.79
	12	84	4,269	183,451	32,150	167,212	18	1,764,285	146,944	0.05	2,183.94	50.82	42.97	1.08
	1	117	6,205	249,069	42,866	236,631	19	1,765,624	137,408	0.07	2,128.79	53.03	40.14	0.80
	2	91	4,907	192,442	27,442	181,560	15	1,634,856	123,721	0.06	2,114.75	53.92	39.22	0.83
	3	82	4,247	172,508	30,295	159,116	19	1,633,526	136,852	0.05	2,103.76	51.79	40.62	1.19
	4	80	4,623	171,991	28,471	167,466	11	1,692,301	137,157	0.05	2,149.89	57.79	37.20	0.66
	5	78	3,975	162,055	27,743	155,699	10	1,704,036	141,916	0.05	2,077.63	50.96	40.77	0.64
	6	75	3,739	154,885	22,067	143,882	12	1,710,794	137,479	0.04	2,065.13	49.85	41.42	0.83
	7	64	2,967	137,040	19,536	133,310	8	1,712,244	140,887	0.04	2,141.25	46.36	46.19	0.60
	8	82	3,938	166,518	23,856	162,069	13	2,249,392	144,113	0.04	2,030.71	48.02	42.28	0.80
	9	122	5,879	253,968	37,785	246,783	14	2,266,577	182,113	0.05	2,081.70	48.19	43.20	0.57
2008	10	115	6,207	240,937	34,252	231,727	16	2,266,199	189,066	0.05	2,095.10	53.97	38.82	0.69
	11	120	6,073	249,203	36,487	239,655	12	2,272,888	183,175	0.05	2,076.69	50.61	41.03	0.50
	12	132	7,036	272,255	40,235	269,110	17	2,278,025	190,156	0.06	2,062.54	53.30	38.69	0.63
	1	173	8,251	354,496	50,407	349,355	21	2,283,449	182,905	0.08	2,049.11	47.69	42.96	0.60
	2	196	10,196	398,278	58,432	385,861	28	2,185,445	170,371	0.09	2,032.03	52.02	39.06	0.73
	3	176	8,498	357,834	52,601	341,396	25	3,034,057	184,121	0.06	2,033.15	48.28	42.11	0.73
	4	254	12,215	512,227	76,587	498,110	33	3,024,254	245,323	0.08	2,016.64	48.09	41.93	0.66
	5	213	9,913	428,284	64,388	410,627	34	3,062,191	254,711	0.07	2,010.72	46.54	43.20	0.83
	6	193	9,393	381,771	57,266	369,980	23	3,083,808	247,491	0.06	1,978.09	48.67	40.64	0.62
	7	177	7,836	347,097	50,885	331,828	31	3,104,629	256,466	0.06	1,961.00	44.27	44.30	0.93
	8	167	7,659	321,514	45,739	314,306	22	3,097,526	258,202	0.05	1,925.23	45.86	41.98	0.70
	9	196	9,152	376,945	56,891	369,469	23	3,116,507	250,317	0.06	1,923.19	46.69	41.19	0.62
2009	10	209	9,389	395,727	57,819	383,318	28	3,119,009	259,848	0.07	1,893.43	44.92	42.15	0.73
	11	183	7,823	340,935	50,051	331,661	23	3,122,616	251,822	0.06	1,863.03	42.75	43.58	0.69
	12	173	7,781	318,143	49,023	309,449	24	3,131,679	260,564	0.06	1,838.98	44.98	40.89	0.78
	1	316	13,965	574,687	86,735	553,724	42	3,125,225	228,075	0.10	1,818.63	44.19	41.15	0.76
	2	107	4,662	197,390	29,585	191,422	15	2,702,160	158,502	0.04	1,844.77	43.57	42.34	0.78
	3	96	4,088	174,656	24,826	172,518	7	2,067,953	172,785	0.05	1,819.33	42.58	42.72	0.41
	4	90	3,694	160,661	24,339	156,885	11	2,155,168	173,887	0.04	1,785.12	41.04	43.49	0.70
	5	19	753	34,337	4,879	32,694	2	2,135,761	64,526	0.01	1,807.21	39.63	45.60	0.61
	6	17	589	30,114	4,297	30,274	1	733,486	58,839	0.02	1,771.41	34.65	51.13	0.33
	7	2	123	3,522	500	2,400	1	724,301	1,983	0.00	1,761.00	61.50	28.63	4.17
	8	0	0	0	0	0	0	0	0	---	---	---	---	---

**Table 4A: Summary of Alendronate Use and Subsequent Events in the MSDD between January 1, 2006 and December 31, 2013, by Drug Use and Year-Month**

Year	Month	Users	Dispensings	Days Supplied	Amount Supplied	Days at Risk	Episodes w/ Events	Eligible Members	Member-Years	Users / 1K Eligible Members	Days Supplied/ User	Dispensings / User	Days Supplied/ Dispensing	Episodes w/ Events / 10K Days at Risk
2010	9	0	0	0	0	0	0	0	0	---	---	---	---	---
	10	0	0	0	0	0	0	0	0	---	---	---	---	---
	11	0	0	0	0	0	0	0	0	---	---	---	---	---
	12	0	0	0	0	0	0	0	0	---	---	---	---	---
	1	0	0	0	0	0	0	0	0	---	---	---	---	---
	2	0	0	0	0	0	0	0	0	---	---	---	---	---
	3	0	0	0	0	0	0	0	0	---	---	---	---	---
	4	0	0	0	0	0	0	0	0	---	---	---	---	---
	5	0	0	0	0	0	0	0	0	---	---	---	---	---
	6	0	0	0	0	0	0	0	0	---	---	---	---	---
	7	0	0	0	0	0	0	0	0	---	---	---	---	---
	8	0	0	0	0	0	0	0	0	---	---	---	---	---
2011	9	0	0	0	0	0	0	0	0	---	---	---	---	---
	10	0	0	0	0	0	0	0	0	---	---	---	---	---
	11	0	0	0	0	0	0	0	0	---	---	---	---	---
	12	0	0	0	0	0	0	0	0	---	---	---	---	---
	1	0	0	0	0	0	0	0	0	---	---	---	---	---
	2	0	0	0	0	0	0	0	0	---	---	---	---	---
	3	0	0	0	0	0	0	0	0	---	---	---	---	---
	4	0	0	0	0	0	0	0	0	---	---	---	---	---
	5	0	0	0	0	0	0	0	0	---	---	---	---	---
	6	0	0	0	0	0	0	0	0	---	---	---	---	---
	7	0	0	0	0	0	0	0	0	---	---	---	---	---
	8	0	0	0	0	0	0	0	0	---	---	---	---	---
2012	9	0	0	0	0	0	0	0	0	---	---	---	---	---
	10	0	0	0	0	0	0	0	0	---	---	---	---	---
	11	0	0	0	0	0	0	0	0	---	---	---	---	---
	12	0	0	0	0	0	0	0	0	---	---	---	---	---
	1	0	0	0	0	0	0	0	0	---	---	---	---	---
	2	0	0	0	0	0	0	0	0	---	---	---	---	---
	3	0	0	0	0	0	0	0	0	---	---	---	---	---
	4	0	0	0	0	0	0	0	0	---	---	---	---	---
	5	0	0	0	0	0	0	0	0	---	---	---	---	---
	6	0	0	0	0	0	0	0	0	---	---	---	---	---
	7	0	0	0	0	0	0	0	0	---	---	---	---	---

**Table 4A: Summary of Alendronate Use and Subsequent Events in the MSDD between January 1, 2006 and December 31, 2013, by Drug Use and Year-Month**

Year	Month	Users	Dispensings	Days Supplied	Amount Supplied	Days at Risk	Episodes w/ Events	Eligible Members	Member-Years	Users / 1K Eligible Members	Days Supplied/ User	Dispensings / User	Days Supplied/ Dispensing	Episodes w/ Events / 10K Days at Risk
	8	0	0	0	0	0	0	0	0	---	---	---	---	---
	9	0	0	0	0	0	0	0	0	---	---	---	---	---
	10	0	0	0	0	0	0	0	0	---	---	---	---	---
	11	0	0	0	0	0	0	0	0	---	---	---	---	---
	12	0	0	0	0	0	0	0	0	---	---	---	---	---
2013	1	0	0	0	0	0	0	0	0	---	---	---	---	---
	2	0	0	0	0	0	0	0	0	---	---	---	---	---
	3	0	0	0	0	0	0	0	0	---	---	---	---	---
	4	0	0	0	0	0	0	0	0	---	---	---	---	---
	5	0	0	0	0	0	0	0	0	---	---	---	---	---
	6	0	0	0	0	0	0	0	0	---	---	---	---	---
	7	0	0	0	0	0	0	0	0	---	---	---	---	---
	8	0	0	0	0	0	0	0	0	---	---	---	---	---
	9	0	0	0	0	0	0	0	0	---	---	---	---	---
	10	0	0	0	0	0	0	0	0	---	---	---	---	---
	11	0	0	0	0	0	0	0	0	---	---	---	---	---
	12	0	0	0	0	0	0	0	0	---	---	---	---	---
<b>Alendronate and Non-vertebral Fracture; Exposure Extension Period=183; Minimum Episode Duration=1</b>														
2006	1	799	4,508	178,873	48,904	253,835	26	236,012	19,690	3.39	223.87	5.64	39.68	1.02
	2	631	3,080	125,579	18,665	186,379	23	234,271	17,827	2.69	199.02	4.88	40.77	1.23
	3	689	3,395	129,002	20,239	201,981	18	236,373	19,850	2.91	187.23	4.93	38.00	0.89
	4	9,513	63,866	2,628,936	547,561	3,622,763	406	4,444,557	362,641	2.14	276.35	6.71	41.16	1.12
	5	8,814	55,492	2,208,165	400,368	3,147,467	320	4,519,138	376,152	1.95	250.53	6.30	39.79	1.02
	6	8,112	53,369	2,093,450	449,729	2,938,547	311	4,525,286	363,847	1.79	258.07	6.58	39.23	1.06
	7	6,878	45,827	1,840,225	367,135	2,548,069	260	4,526,346	376,334	1.52	267.55	6.66	40.16	1.02
	8	7,450	51,121	1,994,670	384,272	2,796,405	262	4,565,834	378,867	1.63	267.74	6.86	39.02	0.94
	9	6,501	44,620	1,728,344	355,130	2,419,744	232	4,600,801	369,627	1.41	265.86	6.86	38.73	0.96
	10	6,411	43,708	1,743,467	347,835	2,426,823	226	4,605,966	384,754	1.39	271.95	6.82	39.89	0.93
	11	5,697	39,405	1,527,025	308,190	2,121,278	232	4,619,772	373,186	1.23	268.04	6.92	38.75	1.09
	12	5,013	34,309	1,334,666	237,233	1,850,176	188	4,645,303	387,745	1.08	266.24	6.84	38.90	1.02
2007	1	5,597	43,975	1,680,578	357,190	2,303,565	218	4,424,257	369,335	1.27	300.26	7.86	38.22	0.95
	2	4,805	37,766	1,451,754	271,920	1,985,366	214	4,371,748	333,235	1.10	302.13	7.86	38.44	1.08
	3	4,611	35,714	1,372,108	276,458	1,875,287	196	4,376,966	369,103	1.05	297.57	7.75	38.42	1.05
	4	4,663	35,168	1,355,790	274,818	1,877,887	190	4,623,365	377,506	1.01	290.75	7.54	38.55	1.01
	5	4,437	33,550	1,293,300	246,934	1,778,804	175	4,690,053	391,632	0.95	291.48	7.56	38.55	0.98

**Table 4A: Summary of Alendronate Use and Subsequent Events in the MSDD between January 1, 2006 and December 31, 2013, by Drug Use and Year-Month**

Year	Month	Users	Dispensings	Days Supplied	Amount Supplied	Days at Risk	Episodes w/ Events	Eligible Members	Member-Years	Users / 1K Eligible Members	Days Supplied/ User	Dispensings / User	Days Supplied/ Dispensing	Episodes w/ Events / 10K Days at Risk
	6	3,996	29,159	1,136,717	205,549	1,577,170	132	4,714,239	379,634	0.85	284.46	7.30	38.98	0.84
	7	3,950	27,867	1,103,270	229,896	1,544,788	149	4,681,980	390,864	0.84	279.31	7.05	39.59	0.96
	8	4,231	30,842	1,194,346	218,987	1,666,834	150	6,205,546	400,180	0.68	282.28	7.29	38.72	0.90
	9	7,037	47,328	1,839,039	312,713	2,568,554	314	6,252,559	502,820	1.13	261.34	6.73	38.86	1.22
	10	7,599	52,708	1,964,773	330,021	2,761,713	309	6,253,310	522,709	1.22	258.56	6.94	37.28	1.12
	11	6,990	47,943	1,829,834	343,142	2,557,962	297	6,274,072	506,761	1.11	261.78	6.86	38.17	1.16
	12	6,104	46,125	1,739,904	296,710	2,367,043	264	6,305,301	526,225	0.97	285.04	7.56	37.72	1.12
2008	1	8,003	65,724	2,517,859	413,949	3,386,555	367	6,034,202	503,790	1.33	314.61	8.21	38.31	1.08
	2	7,269	60,059	2,280,930	370,093	3,076,585	337	6,015,709	471,123	1.21	313.79	8.26	37.98	1.10
	3	8,185	66,372	2,613,959	418,398	3,507,485	360	9,509,701	511,988	0.86	319.36	8.11	39.38	1.03
	4	15,708	105,108	4,566,978	781,559	6,205,643	650	9,381,532	766,441	1.67	290.74	6.69	43.45	1.05
	5	13,661	88,204	3,670,212	574,115	5,105,040	551	9,540,365	794,145	1.43	268.66	6.46	41.61	1.08
	6	12,740	82,179	3,399,223	521,051	4,749,070	528	9,576,074	769,333	1.33	266.81	6.45	41.36	1.11
	7	12,228	78,486	3,235,128	581,582	4,518,892	514	9,569,111	796,586	1.28	264.57	6.42	41.22	1.14
	8	10,862	70,005	2,859,432	488,748	4,017,723	410	9,592,045	800,267	1.13	263.25	6.44	40.85	1.02
	9	10,540	70,429	2,839,632	461,894	3,939,087	413	9,670,158	775,926	1.09	269.41	6.68	40.32	1.05
	10	11,252	71,112	2,862,579	482,247	4,043,024	426	9,676,380	807,929	1.16	254.41	6.32	40.25	1.05
	11	9,847	63,039	2,534,970	416,781	3,553,989	373	9,692,075	782,667	1.02	257.44	6.40	40.21	1.05
	12	10,057	62,681	2,513,400	412,647	3,528,930	400	9,744,290	811,933	1.03	249.92	6.23	40.10	1.13
2009	1	11,823	99,287	3,931,956	601,044	5,207,835	579	8,979,368	749,699	1.32	332.57	8.40	39.60	1.11
	2	10,918	87,485	3,486,977	530,906	4,639,951	549	8,836,315	674,093	1.24	319.38	8.01	39.86	1.18
	3	10,340	75,272	3,017,721	465,613	4,144,303	455	8,796,680	742,747	1.18	291.85	7.28	40.09	1.10
	4	10,810	70,706	2,994,577	473,092	4,144,059	481	9,415,562	769,681	1.15	277.02	6.54	42.35	1.16
	5	9,804	64,954	2,656,168	418,106	3,710,235	416	9,555,815	796,455	1.03	270.93	6.63	40.89	1.12
	6	9,824	61,829	2,607,781	397,016	3,637,182	427	9,596,031	772,771	1.02	265.45	6.29	42.18	1.17
	7	9,595	60,971	2,484,511	403,443	3,505,411	411	9,548,047	797,705	1.00	258.94	6.35	40.75	1.17
	8	8,984	56,878	2,266,802	348,477	3,227,957	364	9,552,184	798,486	0.94	252.32	6.33	39.85	1.13
	9	8,546	52,911	2,133,264	333,892	3,028,741	351	9,603,385	772,690	0.89	249.62	6.19	40.32	1.16
	10	8,738	51,786	2,109,035	337,968	3,023,763	363	9,578,084	801,103	0.91	241.36	5.93	40.73	1.20
	11	7,773	46,099	1,810,771	288,974	2,627,578	289	9,586,494	775,787	0.81	232.96	5.93	39.28	1.10
	12	8,207	47,102	1,882,878	296,475	2,724,599	312	9,624,529	803,529	0.85	229.42	5.74	39.97	1.15
2010	1	7,600	48,638	1,988,427	304,126	2,848,906	352	8,704,560	728,783	0.87	261.64	6.40	40.88	1.24
	2	6,956	44,927	1,793,029	274,956	2,576,120	297	8,581,245	654,844	0.81	257.77	6.46	39.91	1.15
	3	6,830	43,125	1,722,311	268,986	2,495,978	308	8,544,848	721,808	0.80	252.17	6.31	39.94	1.23
	4	7,895	46,370	1,998,502	311,424	2,868,592	338	9,253,408	756,617	0.85	253.14	5.87	43.10	1.18

**Table 4A: Summary of Alendronate Use and Subsequent Events in the MSDD between January 1, 2006 and December 31, 2013, by Drug Use and Year-Month**

Year	Month	Users	Dispensings	Days Supplied	Amount Supplied	Days at Risk	Episodes w/ Events	Eligible Members	Member-Years	Users / 1K Eligible Members	Days Supplied/ User	Dispensings / User	Days Supplied/ Dispensing	Episodes w/ Events / 10K Days at Risk
	5	7,453	44,519	1,895,618	286,795	2,723,364	300	9,349,328	780,265	0.80	254.34	5.97	42.58	1.10
	6	7,649	44,075	1,872,351	301,152	2,727,287	322	9,378,529	755,686	0.82	244.78	5.76	42.48	1.18
	7	7,040	40,775	1,716,960	272,516	2,475,929	317	9,309,419	778,567	0.76	243.89	5.79	42.11	1.28
	8	7,097	40,514	1,707,896	262,692	2,459,241	307	9,297,331	777,464	0.76	240.65	5.71	42.16	1.25
	9	6,595	36,662	1,509,783	232,160	2,213,703	248	9,332,674	751,719	0.71	228.93	5.56	41.18	1.12
	10	6,603	36,403	1,498,562	235,722	2,192,917	262	9,295,325	777,919	0.71	226.95	5.51	41.17	1.19
	11	6,216	34,914	1,426,153	214,207	2,090,136	219	9,304,567	752,781	0.67	229.43	5.62	40.85	1.05
	12	5,790	31,820	1,281,232	195,841	1,887,751	216	9,339,500	780,317	0.62	221.28	5.50	40.26	1.14
2011	1	5,984	37,156	1,570,244	238,578	2,242,957	260	8,436,861	706,006	0.71	262.41	6.21	42.26	1.16
	2	5,534	34,570	1,407,836	207,908	2,021,634	279	8,326,699	635,694	0.66	254.40	6.25	40.72	1.38
	3	6,110	36,608	1,523,692	224,134	2,224,845	235	8,325,515	703,313	0.73	249.38	5.99	41.62	1.06
	4	7,497	41,435	1,802,189	268,280	2,660,612	288	9,002,577	736,215	0.83	240.39	5.53	43.49	1.08
	5	6,967	36,492	1,577,090	242,529	2,355,125	265	9,098,941	760,939	0.77	226.37	5.24	43.22	1.13
	6	6,472	33,433	1,456,097	220,214	2,157,527	261	9,102,730	736,081	0.71	224.98	5.17	43.55	1.21
	7	5,717	30,244	1,303,587	194,151	1,926,493	209	9,024,262	754,604	0.63	228.02	5.29	43.10	1.08
	8	6,100	31,938	1,355,537	201,670	1,998,965	231	9,033,783	754,969	0.68	222.22	5.24	42.44	1.16
	9	5,472	28,442	1,189,049	175,175	1,760,312	215	9,091,981	731,215	0.60	217.30	5.20	41.81	1.22
	10	5,348	26,977	1,141,000	171,184	1,697,862	209	9,084,971	759,723	0.59	213.35	5.04	42.30	1.23
	11	5,105	25,689	1,076,569	158,645	1,584,995	213	9,111,807	736,625	0.56	210.89	5.03	41.91	1.34
	12	5,007	24,746	1,029,985	156,585	1,533,627	175	9,160,320	764,311	0.55	205.71	4.94	41.62	1.14
2012	1	5,208	29,048	1,217,378	179,442	1,779,138	215	8,336,670	697,347	0.62	233.75	5.58	41.91	1.21
	2	4,979	26,619	1,118,105	167,381	1,649,581	200	8,326,347	652,029	0.60	224.56	5.35	42.00	1.21
	3	4,826	24,546	1,037,763	152,653	1,574,225	192	9,029,788	697,679	0.53	215.04	5.09	42.28	1.22
	4	5,853	27,909	1,241,333	185,780	1,862,146	217	8,917,945	729,449	0.66	212.08	4.77	44.48	1.17
	5	5,563	25,602	1,131,474	171,068	1,708,377	229	9,016,612	753,811	0.62	203.39	4.60	44.19	1.34
	6	4,823	22,408	993,572	146,756	1,476,540	217	9,015,736	729,348	0.53	206.01	4.65	44.34	1.47
	7	4,538	19,870	864,193	129,218	1,323,311	184	8,946,574	748,129	0.51	190.43	4.38	43.49	1.39
	8	4,898	21,527	922,245	140,397	1,411,755	168	8,960,018	749,115	0.55	188.29	4.40	42.84	1.19
	9	4,225	18,079	771,009	115,811	1,168,271	165	9,031,300	725,431	0.47	182.49	4.28	42.65	1.41
	10	4,895	20,698	895,143	133,261	1,360,875	169	9,027,276	755,186	0.54	182.87	4.23	43.25	1.24
	11	4,481	18,747	788,735	117,307	1,194,281	164	9,049,219	731,688	0.50	176.02	4.18	42.07	1.37
	12	4,078	16,869	712,475	106,571	1,074,981	127	9,084,434	759,198	0.45	174.71	4.14	42.24	1.18
2013	1	4,258	18,244	770,208	114,425	1,175,406	153	8,416,847	704,445	0.51	180.88	4.28	42.22	1.30
	2	3,869	16,367	682,732	100,993	1,033,875	146	8,305,403	634,210	0.47	176.46	4.23	41.71	1.41
	3	3,876	15,978	661,611	99,604	1,007,270	148	8,301,736	701,526	0.47	170.69	4.12	41.41	1.47

**Table 4A: Summary of Alendronate Use and Subsequent Events in the MSDD between January 1, 2006 and December 31, 2013, by Drug Use and Year-Month**

Year	Month	Users	Dispensings	Days Supplied	Amount Supplied	Days at Risk	Episodes w/ Events	Eligible Members	Member-Years	Users / 1K Eligible Members	Days Supplied/ User	Dispensings / User	Days Supplied/ Dispensing	Episodes w/ Events / 10K Days at Risk
	4	5,367	19,673	836,601	125,853	1,307,133	188	9,028,027	738,512	0.59	155.88	3.67	42.53	1.44
	5	5,088	17,408	745,156	110,816	1,174,632	156	9,121,558	763,181	0.56	146.45	3.42	42.81	1.33
	6	4,402	14,603	615,490	92,662	951,081	146	9,126,559	738,132	0.48	139.82	3.32	42.15	1.54
	7	4,663	14,735	601,751	90,908	936,298	99	9,092,883	760,659	0.51	129.05	3.16	40.84	1.06
	8	4,758	13,941	562,933	84,307	852,461	112	9,097,685	761,164	0.52	118.31	2.93	40.38	1.31
	9	4,371	11,831	466,207	71,941	692,716	106	9,251,924	737,067	0.47	106.66	2.71	39.41	1.53
	10	5,163	13,053	494,408	78,964	703,842	110	9,244,817	773,669	0.56	95.76	2.53	37.88	1.56
	11	4,401	9,444	357,737	59,049	491,653	79	9,257,456	749,117	0.48	81.29	2.15	37.88	1.61
	12	4,068	7,697	259,815	40,594	350,467	55	9,265,297	773,704	0.44	63.87	1.89	33.76	1.57
2006	1	51	1,470	60,540	26,590	67,010	2	151,621	11,814	0.34	1,187.06	28.82	41.18	0.30
	2	41	1,065	45,587	6,500	48,441	4	140,890	10,677	0.29	1,111.88	25.98	42.80	0.83
	3	47	1,413	49,124	7,296	56,500	2	142,055	11,868	0.33	1,045.19	30.06	34.77	0.35
	4	1,322	36,162	1,508,892	316,702	1,626,028	159	2,992,460	242,461	0.44	1,141.37	27.35	41.73	0.98
	5	1,035	29,638	1,203,241	209,355	1,305,269	106	3,049,002	252,250	0.34	1,162.55	28.64	40.60	0.81
	6	1,025	29,513	1,161,711	252,829	1,258,599	115	3,067,967	245,274	0.33	1,133.38	28.79	39.36	0.91
	7	923	25,860	1,041,743	177,830	1,128,015	92	3,088,836	254,444	0.30	1,128.65	28.02	40.28	0.82
	8	1,060	29,373	1,160,829	198,278	1,287,802	100	3,106,064	256,527	0.34	1,095.12	27.71	39.52	0.78
	9	986	27,320	1,053,351	207,307	1,171,253	82	3,134,634	250,747	0.31	1,068.31	27.71	38.56	0.70
	10	1,003	27,442	1,097,295	195,012	1,203,635	99	3,141,424	261,089	0.32	1,094.01	27.36	39.99	0.82
	11	930	25,091	988,628	190,644	1,088,262	95	3,147,870	253,250	0.30	1,063.04	26.98	39.40	0.87
	12	807	22,431	872,054	140,144	947,259	79	3,160,774	262,672	0.26	1,080.61	27.80	38.88	0.83
2007	1	1,037	29,940	1,150,843	232,531	1,267,279	104	3,166,990	246,854	0.33	1,109.78	28.87	38.44	0.82
	2	903	25,319	985,852	166,414	1,079,531	97	2,937,178	221,615	0.31	1,091.75	28.04	38.94	0.90
	3	893	24,080	956,371	157,169	1,049,450	96	2,928,257	244,537	0.30	1,070.96	26.97	39.72	0.91
	4	900	24,667	973,500	175,658	1,077,805	86	3,072,425	248,059	0.29	1,081.67	27.41	39.47	0.80
	5	864	23,568	930,826	168,873	1,023,006	77	3,097,010	256,923	0.28	1,077.34	27.28	39.50	0.75
	6	785	20,830	843,878	132,284	928,152	68	3,107,415	248,981	0.25	1,075.00	26.54	40.51	0.73
	7	814	20,704	854,303	165,558	950,166	83	3,113,665	257,163	0.26	1,049.51	25.43	41.26	0.87
	8	851	22,678	903,518	145,527	1,014,253	68	4,047,337	262,803	0.21	1,061.71	26.65	39.84	0.67
	9	1,134	30,573	1,232,267	182,444	1,337,021	129	4,080,066	327,032	0.28	1,086.66	26.96	40.31	0.96
	10	1,281	34,990	1,357,705	208,438	1,481,692	140	4,084,370	339,067	0.31	1,059.88	27.31	38.80	0.94
	11	1,205	32,863	1,298,687	221,443	1,416,890	124	4,084,699	328,373	0.30	1,077.75	27.27	39.52	0.88
	12	1,237	34,577	1,347,107	214,835	1,472,974	125	4,097,371	340,805	0.30	1,089.01	27.95	38.96	0.85
2008	1	1,843	48,967	1,980,214	301,501	2,172,236	221	4,106,619	321,175	0.45	1,074.45	26.57	40.44	1.02
	2	1,617	44,726	1,762,615	283,468	1,926,638	197	3,842,000	298,664	0.42	1,090.05	27.66	39.41	1.02

**Table 4A: Summary of Alendronate Use and Subsequent Events in the MSDD between January 1, 2006 and December 31, 2013, by Drug Use and Year-Month**

Year	Month	Users	Dispensings	Days Supplied	Amount Supplied	Days at Risk	Episodes w/ Events	Eligible Members	Member-Years	Users / 1K Eligible Members	Days Supplied/ User	Dispensings / User	Days Supplied/ Dispensing	Episodes w/ Events / 10K Days at Risk
	3	1,811	47,625	1,958,801	309,042	2,131,701	200	5,713,239	323,286	0.32	1,081.61	26.30	41.13	0.94
	4	2,693	63,539	2,824,775	485,606	3,107,292	268	5,689,915	458,663	0.47	1,048.93	23.59	44.46	0.86
	5	2,180	52,974	2,270,171	340,400	2,480,409	238	5,748,482	474,104	0.38	1,041.36	24.30	42.85	0.96
	6	2,065	50,314	2,134,117	334,048	2,343,742	212	5,764,087	460,215	0.36	1,033.47	24.37	42.42	0.90
	7	2,023	48,294	2,050,941	369,110	2,270,143	197	5,788,591	475,844	0.35	1,013.81	23.87	42.47	0.87
	8	1,862	44,186	1,875,443	309,279	2,085,463	169	5,765,371	477,273	0.32	1,007.22	23.73	42.44	0.81
	9	1,922	47,208	1,957,516	321,166	2,153,186	201	5,804,212	462,742	0.33	1,018.48	24.56	41.47	0.93
	10	1,868	45,270	1,893,549	306,598	2,090,578	172	5,806,557	480,420	0.32	1,013.68	24.23	41.83	0.82
	11	1,683	40,190	1,713,387	269,973	1,876,943	177	5,797,457	465,755	0.29	1,018.06	23.88	42.63	0.94
	12	1,745	41,718	1,754,706	285,617	1,926,548	182	5,820,593	483,261	0.30	1,005.56	23.91	42.06	0.94
2009	1	2,654	68,874	2,790,404	412,369	3,038,525	301	5,826,620	443,111	0.46	1,051.40	25.95	40.51	0.99
	2	2,304	57,189	2,376,452	371,577	2,595,380	268	5,274,040	398,355	0.44	1,031.45	24.82	41.55	1.03
	3	1,981	48,516	2,031,754	305,409	2,237,783	183	5,266,143	440,833	0.38	1,025.62	24.49	41.88	0.82
	4	1,859	43,116	1,898,409	287,416	2,074,850	202	5,619,167	454,763	0.33	1,021.20	23.19	44.03	0.97
	5	1,717	41,097	1,738,414	264,049	1,902,001	171	5,683,083	471,136	0.30	1,012.47	23.94	42.30	0.90
	6	1,756	39,400	1,752,714	261,677	1,904,244	192	5,717,386	457,505	0.31	998.13	22.44	44.49	1.01
	7	1,639	38,590	1,651,292	246,895	1,796,536	169	5,723,272	471,326	0.29	1,007.50	23.54	42.79	0.94
	8	1,566	37,020	1,533,568	224,901	1,692,871	146	5,679,040	471,645	0.28	979.29	23.64	41.43	0.86
	9	1,512	34,818	1,473,839	226,729	1,613,613	151	5,716,865	456,720	0.26	974.76	23.03	42.33	0.94
	10	1,493	33,802	1,464,468	219,782	1,603,304	150	5,716,238	474,414	0.26	980.89	22.64	43.32	0.94
	11	1,298	30,161	1,246,191	188,761	1,376,118	112	5,712,361	459,886	0.23	960.09	23.24	41.32	0.81
	12	1,360	31,355	1,326,369	194,014	1,460,575	110	5,738,108	476,518	0.24	975.27	23.06	42.30	0.75
2010	1	1,458	33,213	1,409,558	211,977	1,552,202	154	5,736,506	439,120	0.25	966.78	22.78	42.44	0.99
	2	1,259	29,381	1,225,721	177,889	1,326,660	143	5,218,698	394,718	0.24	973.57	23.34	41.72	1.08
	3	1,289	29,149	1,230,389	179,059	1,359,531	121	5,211,321	435,878	0.25	954.53	22.61	42.21	0.89
	4	1,351	28,669	1,286,217	190,258	1,401,897	128	5,646,638	457,263	0.24	952.05	21.22	44.86	0.91
	5	1,371	29,238	1,291,239	190,439	1,412,543	145	5,709,428	473,505	0.24	941.82	21.33	44.16	1.03
	6	1,345	28,829	1,267,323	192,089	1,392,238	127	5,738,426	459,332	0.23	942.25	21.43	43.96	0.91
	7	1,210	26,380	1,146,617	174,647	1,233,872	130	5,738,851	473,035	0.21	947.62	21.80	43.47	1.05
	8	1,285	26,826	1,193,891	177,537	1,289,378	137	5,690,574	473,190	0.23	929.10	20.88	44.50	1.06
	9	1,127	24,019	1,028,393	155,485	1,117,016	119	5,720,880	458,092	0.20	912.50	21.31	42.82	1.07
	10	1,155	24,625	1,071,718	163,702	1,159,199	98	5,715,814	475,117	0.20	927.89	21.32	43.52	0.85
	11	1,125	23,951	1,011,974	150,366	1,101,107	100	5,715,750	459,916	0.20	899.53	21.29	42.25	0.91
	12	1,034	21,901	923,853	137,224	1,005,958	85	5,728,831	476,632	0.18	893.47	21.18	42.18	0.84
2011	1	1,207	25,511	1,100,877	165,977	1,173,418	125	5,730,014	450,971	0.21	912.08	21.14	43.15	1.07

**Table 4A: Summary of Alendronate Use and Subsequent Events in the MSDD between January 1, 2006 and December 31, 2013, by Drug Use and Year-Month**

Year	Month	Users	Dispensings	Days Supplied	Amount Supplied	Days at Risk	Episodes w/ Events	Eligible Members	Member-Years	Users / 1K Eligible Members	Days Supplied/ User	Dispensings / User	Days Supplied/ Dispensing	Episodes w/ Events / 10K Days at Risk
	2	1,059	23,138	946,554	142,339	1,028,212	93	5,351,903	404,277	0.20	893.82	21.85	40.91	0.90
	3	1,166	24,003	1,032,807	149,673	1,116,273	98	5,338,476	447,020	0.22	885.77	20.59	43.03	0.88
	4	1,220	24,124	1,063,250	157,031	1,152,133	107	5,732,124	464,320	0.21	871.52	19.77	44.07	0.93
	5	1,133	22,177	972,277	150,035	1,045,906	91	5,774,075	480,356	0.20	858.14	19.57	43.84	0.87
	6	1,070	20,025	901,369	135,286	960,184	109	5,783,547	465,036	0.19	842.40	18.71	45.01	1.14
	7	1,015	19,062	843,574	122,403	907,509	69	5,785,564	479,200	0.18	831.11	18.78	44.25	0.76
	8	1,088	20,184	884,365	129,687	946,259	78	5,770,948	479,765	0.19	812.84	18.55	43.82	0.82
	9	987	18,604	789,643	114,704	846,035	61	5,815,746	464,794	0.17	800.04	18.85	42.44	0.72
	10	989	17,200	768,329	116,227	810,551	89	5,816,660	483,259	0.17	776.87	17.39	44.67	1.10
	11	955	16,926	727,095	107,073	763,171	79	5,818,823	468,232	0.16	761.36	17.72	42.96	1.04
	12	929	16,502	686,757	103,018	721,028	80	5,842,867	483,849	0.16	739.24	17.76	41.62	1.11
2012	1	1,043	17,388	756,467	112,215	798,034	63	5,822,662	420,307	0.18	725.28	16.67	43.51	0.79
	2	540	9,979	402,868	59,187	420,877	43	4,979,127	291,346	0.11	746.05	18.48	40.37	1.02
	3	482	8,752	349,243	50,438	367,232	31	3,870,677	302,899	0.12	724.57	18.16	39.90	0.84
	4	443	7,378	311,651	44,648	332,144	22	3,829,383	308,592	0.12	703.50	16.65	42.24	0.66
	5	149	2,407	105,912	15,601	111,835	6	3,810,317	126,279	0.04	710.82	16.15	44.00	0.54
	6	150	2,461	102,052	14,961	110,161	6	1,452,494	116,049	0.10	680.35	16.41	41.47	0.54
	7	1	9	715	102	730	0	1,429,295	3,913	0.00	715.00	9.00	79.44	0.00
	8	0	0	0	0	0	0	0	0	---	---	---	---	---
	9	0	0	0	0	0	0	0	0	---	---	---	---	---
	10	0	0	0	0	0	0	0	0	---	---	---	---	---
	11	0	0	0	0	0	0	0	0	---	---	---	---	---
	12	0	0	0	0	0	0	0	0	---	---	---	---	---
2013	1	0	0	0	0	0	0	0	0	---	---	---	---	---
	2	0	0	0	0	0	0	0	0	---	---	---	---	---
	3	0	0	0	0	0	0	0	0	---	---	---	---	---
	4	0	0	0	0	0	0	0	0	---	---	---	---	---
	5	0	0	0	0	0	0	0	0	---	---	---	---	---
	6	0	0	0	0	0	0	0	0	---	---	---	---	---
	7	0	0	0	0	0	0	0	0	---	---	---	---	---
	8	0	0	0	0	0	0	0	0	---	---	---	---	---
	9	0	0	0	0	0	0	0	0	---	---	---	---	---
	10	0	0	0	0	0	0	0	0	---	---	---	---	---
	11	0	0	0	0	0	0	0	0	---	---	---	---	---
	12	0	0	0	0	0	0	0	0	---	---	---	---	---



**Table 4A: Summary of Alendronate Use and Subsequent Events in the MSDD between January 1, 2006 and December 31, 2013, by Drug Use and Year-Month**

Year	Month	Users	Dispensings	Days Supplied	Amount Supplied	Days at Risk	Episodes w/ Events	Eligible Members	Member-Years	Users / 1K Eligible Members	Days Supplied/ User	Dispensings / User	Days Supplied/ Dispensing	Episodes w/ Events / 10K Days at Risk
<b>Alendronate and Non-vertebral Fracture; Exposure Extension Period=183; Minimum Episode Duration=730</b>														
2006	1	51	1,470	60,540	26,590	67,010	2	151,621	11,814	0.34	1,187.06	28.82	41.18	0.30
	2	41	1,065	45,587	6,500	48,441	4	140,890	10,677	0.29	1,111.88	25.98	42.80	0.83
	3	47	1,413	49,124	7,296	56,500	2	142,055	11,868	0.33	1,045.19	30.06	34.77	0.35
	4	1,322	36,162	1,508,892	316,702	1,626,028	159	2,992,460	242,461	0.44	1,141.37	27.35	41.73	0.98
	5	1,035	29,638	1,203,241	209,355	1,305,269	106	3,049,002	252,250	0.34	1,162.55	28.64	40.60	0.81
	6	1,025	29,513	1,161,711	252,829	1,258,599	115	3,067,967	245,274	0.33	1,133.38	28.79	39.36	0.91
	7	923	25,860	1,041,743	177,830	1,128,015	92	3,088,836	254,444	0.30	1,128.65	28.02	40.28	0.82
	8	1,060	29,373	1,160,829	198,278	1,287,802	100	3,106,064	256,527	0.34	1,095.12	27.71	39.52	0.78
	9	986	27,320	1,053,351	207,307	1,171,253	82	3,134,634	250,747	0.31	1,068.31	27.71	38.56	0.70
	10	1,003	27,442	1,097,295	195,012	1,203,635	99	3,141,424	261,089	0.32	1,094.01	27.36	39.99	0.82
	11	930	25,091	988,628	190,644	1,088,262	95	3,147,870	253,250	0.30	1,063.04	26.98	39.40	0.87
	12	807	22,431	872,054	140,144	947,259	79	3,160,774	262,672	0.26	1,080.61	27.80	38.88	0.83
2007	1	1,037	29,940	1,150,843	232,531	1,267,279	104	3,166,990	246,854	0.33	1,109.78	28.87	38.44	0.82
	2	903	25,319	985,852	166,414	1,079,531	97	2,937,178	221,615	0.31	1,091.75	28.04	38.94	0.90
	3	893	24,080	956,371	157,169	1,049,450	96	2,928,257	244,537	0.30	1,070.96	26.97	39.72	0.91
	4	900	24,667	973,500	175,658	1,077,805	86	3,072,425	248,059	0.29	1,081.67	27.41	39.47	0.80
	5	864	23,568	930,826	168,873	1,023,006	77	3,097,010	256,923	0.28	1,077.34	27.28	39.50	0.75
	6	785	20,830	843,878	132,284	928,152	68	3,107,415	248,981	0.25	1,075.00	26.54	40.51	0.73
	7	814	20,704	854,303	165,558	950,166	83	3,113,665	257,163	0.26	1,049.51	25.43	41.26	0.87
	8	851	22,678	903,518	145,527	1,014,253	68	4,047,337	262,803	0.21	1,061.71	26.65	39.84	0.67
	9	1,134	30,573	1,232,267	182,444	1,337,021	129	4,080,066	327,032	0.28	1,086.66	26.96	40.31	0.96
	10	1,281	34,990	1,357,705	208,438	1,481,692	140	4,084,370	339,067	0.31	1,059.88	27.31	38.80	0.94
	11	1,205	32,863	1,298,687	221,443	1,416,890	124	4,084,699	328,373	0.30	1,077.75	27.27	39.52	0.88
	12	1,237	34,577	1,347,107	214,835	1,472,974	125	4,097,371	340,805	0.30	1,089.01	27.95	38.96	0.85
2008	1	1,843	48,967	1,980,214	301,501	2,172,236	221	4,106,619	321,175	0.45	1,074.45	26.57	40.44	1.02
	2	1,617	44,726	1,762,615	283,468	1,926,638	197	3,842,000	298,664	0.42	1,090.05	27.66	39.41	1.02
	3	1,811	47,625	1,958,801	309,042	2,131,701	200	5,713,239	323,286	0.32	1,081.61	26.30	41.13	0.94
	4	2,693	63,539	2,824,775	485,606	3,107,292	268	5,689,915	458,663	0.47	1,048.93	23.59	44.46	0.86
	5	2,180	52,974	2,270,171	340,400	2,480,409	238	5,748,482	474,104	0.38	1,041.36	24.30	42.85	0.96
	6	2,065	50,314	2,134,117	334,048	2,343,742	212	5,764,087	460,215	0.36	1,033.47	24.37	42.42	0.90
	7	2,023	48,294	2,050,941	369,110	2,270,143	197	5,788,591	475,844	0.35	1,013.81	23.87	42.47	0.87
	8	1,862	44,186	1,875,443	309,279	2,085,463	169	5,765,371	477,273	0.32	1,007.22	23.73	42.44	0.81
	9	1,922	47,208	1,957,516	321,166	2,153,186	201	5,804,212	462,742	0.33	1,018.48	24.56	41.47	0.93
	10	1,868	45,270	1,893,549	306,598	2,090,578	172	5,806,557	480,420	0.32	1,013.68	24.23	41.83	0.82

**Table 4A: Summary of Alendronate Use and Subsequent Events in the MSDD between January 1, 2006 and December 31, 2013, by Drug Use and Year-Month**

Year	Month	Users	Dispensings	Days Supplied	Amount Supplied	Days at Risk	Episodes w/ Events	Eligible Members	Member-Years	Users / 1K Eligible Members	Days Supplied/ User	Dispensings / User	Days Supplied/ Dispensing	Episodes w/ Events / 10K Days at Risk
	11	1,683	40,190	1,713,387	269,973	1,876,943	177	5,797,457	465,755	0.29	1,018.06	23.88	42.63	0.94
	12	1,745	41,718	1,754,706	285,617	1,926,548	182	5,820,593	483,261	0.30	1,005.56	23.91	42.06	0.94
2009	1	2,654	68,874	2,790,404	412,369	3,038,525	301	5,826,620	443,111	0.46	1,051.40	25.95	40.51	0.99
	2	2,304	57,189	2,376,452	371,577	2,595,380	268	5,274,040	398,355	0.44	1,031.45	24.82	41.55	1.03
	3	1,981	48,516	2,031,754	305,409	2,237,783	183	5,266,143	440,833	0.38	1,025.62	24.49	41.88	0.82
	4	1,859	43,116	1,898,409	287,416	2,074,850	202	5,619,167	454,763	0.33	1,021.20	23.19	44.03	0.97
	5	1,717	41,097	1,738,414	264,049	1,902,001	171	5,683,083	471,136	0.30	1,012.47	23.94	42.30	0.90
	6	1,756	39,400	1,752,714	261,677	1,904,244	192	5,717,386	457,505	0.31	998.13	22.44	44.49	1.01
	7	1,639	38,590	1,651,292	246,895	1,796,536	169	5,723,272	471,326	0.29	1,007.50	23.54	42.79	0.94
	8	1,566	37,020	1,533,568	224,901	1,692,871	146	5,679,040	471,645	0.28	979.29	23.64	41.43	0.86
	9	1,512	34,818	1,473,839	226,729	1,613,613	151	5,716,865	456,720	0.26	974.76	23.03	42.33	0.94
	10	1,493	33,802	1,464,468	219,782	1,603,304	150	5,716,238	474,414	0.26	980.89	22.64	43.32	0.94
	11	1,298	30,161	1,246,191	188,761	1,376,118	112	5,712,361	459,886	0.23	960.09	23.24	41.32	0.81
	12	1,360	31,355	1,326,369	194,014	1,460,575	110	5,738,108	476,518	0.24	975.27	23.06	42.30	0.75
2010	1	1,458	33,213	1,409,558	211,977	1,552,202	154	5,736,506	439,120	0.25	966.78	22.78	42.44	0.99
	2	1,259	29,381	1,225,721	177,889	1,326,660	143	5,218,698	394,718	0.24	973.57	23.34	41.72	1.08
	3	1,289	29,149	1,230,389	179,059	1,359,531	121	5,211,321	435,878	0.25	954.53	22.61	42.21	0.89
	4	1,351	28,669	1,286,217	190,258	1,401,897	128	5,646,638	457,263	0.24	952.05	21.22	44.86	0.91
	5	1,371	29,238	1,291,239	190,439	1,412,543	145	5,709,428	473,505	0.24	941.82	21.33	44.16	1.03
	6	1,345	28,829	1,267,323	192,089	1,392,238	127	5,738,426	459,332	0.23	942.25	21.43	43.96	0.91
	7	1,210	26,380	1,146,617	174,647	1,233,872	130	5,738,851	473,035	0.21	947.62	21.80	43.47	1.05
	8	1,285	26,826	1,193,891	177,537	1,289,378	137	5,690,574	473,190	0.23	929.10	20.88	44.50	1.06
	9	1,127	24,019	1,028,393	155,485	1,117,016	119	5,720,880	458,092	0.20	912.50	21.31	42.82	1.07
	10	1,155	24,625	1,071,718	163,702	1,159,199	98	5,715,814	475,117	0.20	927.89	21.32	43.52	0.85
	11	1,125	23,951	1,011,974	150,366	1,101,107	100	5,715,750	459,916	0.20	899.53	21.29	42.25	0.91
	12	1,034	21,901	923,853	137,224	1,005,958	85	5,728,831	476,632	0.18	893.47	21.18	42.18	0.84
2011	1	1,207	25,511	1,100,877	165,977	1,173,418	125	5,730,014	450,971	0.21	912.08	21.14	43.15	1.07
	2	1,059	23,138	946,554	142,339	1,028,212	93	5,351,903	404,277	0.20	893.82	21.85	40.91	0.90
	3	1,166	24,003	1,032,807	149,673	1,116,273	98	5,338,476	447,020	0.22	885.77	20.59	43.03	0.88
	4	1,220	24,124	1,063,250	157,031	1,152,133	107	5,732,124	464,320	0.21	871.52	19.77	44.07	0.93
	5	1,133	22,177	972,277	150,035	1,045,906	91	5,774,075	480,356	0.20	858.14	19.57	43.84	0.87
	6	1,070	20,025	901,369	135,286	960,184	109	5,783,547	465,036	0.19	842.40	18.71	45.01	1.14
	7	1,015	19,062	843,574	122,403	907,509	69	5,785,564	479,200	0.18	831.11	18.78	44.25	0.76
	8	1,088	20,184	884,365	129,687	946,259	78	5,770,948	479,765	0.19	812.84	18.55	43.82	0.82
	9	987	18,604	789,643	114,704	846,035	61	5,815,746	464,794	0.17	800.04	18.85	42.44	0.72

**Table 4A: Summary of Alendronate Use and Subsequent Events in the MSDD between January 1, 2006 and December 31, 2013, by Drug Use and Year-Month**

Year	Month	Users	Dispensings	Days Supplied	Amount Supplied	Days at Risk	Episodes w/ Events	Eligible Members	Member-Years	Users / 1K Eligible Members	Days Supplied/ User	Dispensings / User	Days Supplied/ Dispensing	Episodes w/ Events / 10K Days at Risk
2012	10	989	17,200	768,329	116,227	810,551	89	5,816,660	483,259	0.17	776.87	17.39	44.67	1.10
	11	955	16,926	727,095	107,073	763,171	79	5,818,823	468,232	0.16	761.36	17.72	42.96	1.04
	12	929	16,502	686,757	103,018	721,028	80	5,842,867	483,849	0.16	739.24	17.76	41.62	1.11
	1	1,043	17,388	756,467	112,215	798,034	63	5,822,662	420,307	0.18	725.28	16.67	43.51	0.79
	2	540	9,979	402,868	59,187	420,877	43	4,979,127	291,346	0.11	746.05	18.48	40.37	1.02
	3	482	8,752	349,243	50,438	367,232	31	3,870,677	302,899	0.12	724.57	18.16	39.90	0.84
	4	443	7,378	311,651	44,648	332,144	22	3,829,383	308,592	0.12	703.50	16.65	42.24	0.66
	5	149	2,407	105,912	15,601	111,835	6	3,810,317	126,279	0.04	710.82	16.15	44.00	0.54
	6	150	2,461	102,052	14,961	110,161	6	1,452,494	116,049	0.10	680.35	16.41	41.47	0.54
	7	1	9	715	102	730	0	1,429,295	3,913	0.00	715.00	9.00	79.44	0.00
	8	0	0	0	0	0	0	0	0	---	---	---	---	---
	9	0	0	0	0	0	0	0	0	---	---	---	---	---
2013	10	0	0	0	0	0	0	0	0	---	---	---	---	---
	11	0	0	0	0	0	0	0	0	---	---	---	---	---
	12	0	0	0	0	0	0	0	0	---	---	---	---	---
	1	0	0	0	0	0	0	0	0	---	---	---	---	---
	2	0	0	0	0	0	0	0	0	---	---	---	---	---
	3	0	0	0	0	0	0	0	0	---	---	---	---	---
	4	0	0	0	0	0	0	0	0	---	---	---	---	---
	5	0	0	0	0	0	0	0	0	---	---	---	---	---
	6	0	0	0	0	0	0	0	0	---	---	---	---	---
	7	0	0	0	0	0	0	0	0	---	---	---	---	---
	8	0	0	0	0	0	0	0	0	---	---	---	---	---
	9	0	0	0	0	0	0	0	0	---	---	---	---	---
10	0	0	0	0	0	0	0	0	---	---	---	---	---	
11	0	0	0	0	0	0	0	0	---	---	---	---	---	
12	0	0	0	0	0	0	0	0	---	---	---	---	---	
<b>Alendronate and Non-vertebral Fracture; Exposure Extension Period=183; Minimum Episode Duration=1461</b>														
2006	1	18	745	31,583	22,462	33,060	1	108,649	8,777	0.17	1,754.61	41.39	42.39	0.30
	2	10	495	19,749	2,818	18,754	2	104,568	7,945	0.10	1,974.90	49.50	39.90	1.07
	3	12	622	20,462	2,916	22,078	1	105,415	8,850	0.11	1,705.17	51.83	32.90	0.45
	4	418	17,247	733,150	164,678	756,753	64	1,999,705	161,906	0.21	1,753.95	41.26	42.51	0.85
	5	340	14,774	606,681	93,080	636,055	41	2,032,181	168,803	0.17	1,784.36	43.45	41.06	0.64
	6	308	13,554	546,923	120,422	557,992	49	2,048,847	164,051	0.15	1,775.72	44.01	40.35	0.88
	7	291	12,479	503,242	76,235	516,559	43	2,061,971	169,850	0.14	1,729.35	42.88	40.33	0.83

**Table 4A: Summary of Alendronate Use and Subsequent Events in the MSDD between January 1, 2006 and December 31, 2013, by Drug Use and Year-Month**

Year	Month	Users	Dispensings	Days Supplied	Amount Supplied	Days at Risk	Episodes w/ Events	Eligible Members	Member-Years	Users / 1K Eligible Members	Days Supplied/ User	Dispensings / User	Days Supplied/ Dispensing	Episodes w/ Events / 10K Days at Risk
	8	299	12,565	514,162	95,020	548,668	36	2,071,095	171,124	0.14	1,719.61	42.02	40.92	0.66
	9	262	11,648	458,336	68,753	486,005	31	2,088,686	167,203	0.13	1,749.37	44.46	39.35	0.64
	10	296	12,456	509,070	81,225	532,721	40	2,090,114	173,740	0.14	1,719.83	42.08	40.87	0.75
	11	257	10,287	424,448	81,489	443,120	32	2,088,684	168,443	0.12	1,651.55	40.03	41.26	0.72
	12	221	9,565	387,022	63,722	394,869	32	2,097,153	174,711	0.11	1,751.23	43.28	40.46	0.81
2007	1	311	13,566	531,141	113,968	551,587	46	2,101,730	167,227	0.15	1,707.85	43.62	39.15	0.83
	2	253	10,846	429,625	62,925	442,821	40	1,992,028	150,914	0.13	1,698.12	42.87	39.61	0.90
	3	230	9,696	391,317	62,901	397,074	42	1,993,618	167,082	0.12	1,701.38	42.16	40.36	1.06
	4	244	10,281	410,647	66,860	433,724	27	2,079,737	168,647	0.12	1,682.98	42.14	39.94	0.62
	5	225	9,535	382,164	64,131	392,035	30	2,097,451	174,741	0.11	1,698.51	42.38	40.08	0.77
	6	210	8,571	352,473	50,314	367,810	24	2,109,319	169,571	0.10	1,678.44	40.81	41.12	0.65
	7	211	7,927	351,420	65,923	374,315	27	2,115,895	174,547	0.10	1,665.50	37.57	44.33	0.72
	8	235	9,390	389,381	56,924	409,407	31	2,731,861	178,492	0.09	1,656.94	39.96	41.47	0.76
	9	304	12,539	521,729	78,655	533,554	46	2,754,134	221,208	0.11	1,716.21	41.25	41.61	0.86
	10	314	13,719	532,922	79,535	544,780	46	2,756,244	229,695	0.11	1,697.20	43.69	38.85	0.84
	11	321	13,371	543,843	79,974	560,127	41	2,762,615	222,624	0.12	1,694.21	41.65	40.67	0.73
	12	361	15,901	607,807	89,716	632,750	49	2,770,736	230,909	0.13	1,683.68	44.05	38.22	0.77
2008	1	487	19,329	815,961	119,459	843,366	75	2,774,165	216,001	0.18	1,675.48	39.69	42.21	0.89
	2	432	18,608	743,207	109,143	766,370	62	2,584,697	201,615	0.17	1,720.39	43.07	39.94	0.81
	3	472	18,832	797,757	119,000	811,894	66	3,619,093	218,129	0.13	1,690.16	39.90	42.36	0.81
	4	635	24,498	1,071,516	168,769	1,103,274	86	3,607,434	292,573	0.18	1,687.43	38.58	43.74	0.78
	5	493	19,790	844,804	124,741	849,569	88	3,656,367	303,698	0.13	1,713.60	40.14	42.69	1.04
	6	467	18,754	787,594	116,542	803,903	61	3,680,422	294,966	0.13	1,686.50	40.16	42.00	0.76
	7	440	16,783	734,107	107,338	749,522	69	3,701,804	304,219	0.12	1,668.43	38.14	43.74	0.92
	8	422	16,328	693,782	100,378	722,544	44	3,676,127	306,070	0.11	1,644.03	38.69	42.49	0.61
	9	457	18,453	758,719	115,972	783,642	60	3,698,582	296,660	0.12	1,660.22	40.38	41.12	0.77
	10	440	17,401	729,640	107,618	746,067	55	3,699,875	307,962	0.12	1,658.27	39.55	41.93	0.74
	11	403	14,912	662,930	99,850	676,755	49	3,704,767	298,494	0.11	1,644.99	37.00	44.46	0.72
	12	398	15,217	645,587	95,516	664,530	46	3,717,356	309,629	0.11	1,622.08	38.23	42.43	0.69
2009	1	687	27,848	1,127,074	165,310	1,125,662	101	3,722,895	295,484	0.18	1,640.57	40.54	40.47	0.90
	2	556	21,231	906,371	134,463	913,998	75	3,516,330	265,738	0.16	1,630.16	38.19	42.69	0.82
	3	466	18,003	757,330	111,653	768,712	47	3,506,783	293,878	0.13	1,625.17	38.63	42.07	0.61
	4	445	15,774	711,536	106,759	715,562	59	3,712,394	301,029	0.12	1,598.96	35.45	45.11	0.82
	5	407	15,090	648,622	95,111	645,476	56	3,753,541	312,024	0.11	1,593.67	37.08	42.98	0.87
	6	399	13,272	625,471	92,688	614,355	59	3,778,244	303,072	0.11	1,567.60	33.26	47.13	0.96

**Table 4A: Summary of Alendronate Use and Subsequent Events in the MSDD between January 1, 2006 and December 31, 2013, by Drug Use and Year-Month**

Year	Month	Users	Dispensings	Days Supplied	Amount Supplied	Days at Risk	Episodes w/ Events	Eligible Members	Member-Years	Users / 1K Eligible Members	Days Supplied/ User	Dispensings / User	Days Supplied/ Dispensing	Episodes w/ Events / 10K Days at Risk
2010	7	401	14,570	625,648	97,334	623,577	55	3,783,082	313,772	0.11	1,560.22	36.33	42.94	0.88
	8	363	13,377	557,229	80,758	559,491	43	3,771,971	314,331	0.10	1,535.07	36.85	41.66	0.77
	9	343	12,145	521,125	77,585	523,516	35	3,801,015	304,529	0.09	1,519.31	35.41	42.91	0.67
	10	358	12,377	538,212	81,813	542,181	34	3,802,375	316,573	0.09	1,503.39	34.57	43.48	0.63
	11	300	10,434	444,265	64,538	453,027	23	3,803,018	306,782	0.08	1,480.88	34.78	42.58	0.51
	12	336	11,671	491,225	69,906	493,560	37	3,818,285	317,078	0.09	1,461.98	34.74	42.09	0.75
	1	323	10,672	465,862	68,320	465,338	37	3,803,359	276,915	0.08	1,442.30	33.04	43.65	0.80
	2	146	5,361	213,401	30,315	212,519	17	3,275,865	189,126	0.04	1,461.65	36.72	39.81	0.80
	3	156	5,425	223,410	32,929	222,750	19	2,464,866	205,891	0.06	1,432.12	34.78	41.18	0.85
	4	129	4,296	184,037	27,392	183,652	14	2,601,111	209,816	0.05	1,426.64	33.30	42.84	0.76
	5	38	1,260	53,470	10,170	55,502	2	2,575,457	79,919	0.01	1,407.11	33.16	42.44	0.36
	6	44	1,422	60,600	9,807	60,547	5	909,314	72,880	0.05	1,377.27	32.32	42.62	0.83
	7	2	101	2,828	403	2,922	0	896,840	2,455	0.00	1,414.00	50.50	28.00	0.00
	8	0	0	0	0	0	0	0	0	---	---	---	---	---
	9	0	0	0	0	0	0	0	0	---	---	---	---	---
	10	0	0	0	0	0	0	0	0	---	---	---	---	---
	11	0	0	0	0	0	0	0	0	---	---	---	---	---
	12	0	0	0	0	0	0	0	0	---	---	---	---	---
2011	1	0	0	0	0	0	0	0	0	---	---	---	---	---
	2	0	0	0	0	0	0	0	0	---	---	---	---	---
	3	0	0	0	0	0	0	0	0	---	---	---	---	---
	4	0	0	0	0	0	0	0	0	---	---	---	---	---
	5	0	0	0	0	0	0	0	0	---	---	---	---	---
	6	0	0	0	0	0	0	0	0	---	---	---	---	---
	7	0	0	0	0	0	0	0	0	---	---	---	---	---
	8	0	0	0	0	0	0	0	0	---	---	---	---	---
	9	0	0	0	0	0	0	0	0	---	---	---	---	---
	10	0	0	0	0	0	0	0	0	---	---	---	---	---
	11	0	0	0	0	0	0	0	0	---	---	---	---	---
	12	0	0	0	0	0	0	0	0	---	---	---	---	---
2012	1	0	0	0	0	0	0	0	0	---	---	---	---	---
	2	0	0	0	0	0	0	0	0	---	---	---	---	---
	3	0	0	0	0	0	0	0	0	---	---	---	---	---
	4	0	0	0	0	0	0	0	0	---	---	---	---	---
	5	0	0	0	0	0	0	0	0	---	---	---	---	---

**Table 4A: Summary of Alendronate Use and Subsequent Events in the MSDD between January 1, 2006 and December 31, 2013, by Drug Use and Year-Month**

Year	Month	Users	Dispensings	Days Supplied	Amount Supplied	Days at Risk	Episodes w/ Events	Eligible Members	Member-Years	Users / 1K Eligible Members	Days Supplied/ User	Dispensings / User	Days Supplied/ Dispensing	Episodes w/ Events / 10K Days at Risk
2013	6	0	0	0	0	0	0	0	0	---	---	---	---	---
2013	7	0	0	0	0	0	0	0	0	---	---	---	---	---
2013	8	0	0	0	0	0	0	0	0	---	---	---	---	---
2013	9	0	0	0	0	0	0	0	0	---	---	---	---	---
2013	10	0	0	0	0	0	0	0	0	---	---	---	---	---
2013	11	0	0	0	0	0	0	0	0	---	---	---	---	---
2013	12	0	0	0	0	0	0	0	0	---	---	---	---	---
2013	1	0	0	0	0	0	0	0	0	---	---	---	---	---
2013	2	0	0	0	0	0	0	0	0	---	---	---	---	---
2013	3	0	0	0	0	0	0	0	0	---	---	---	---	---
2013	4	0	0	0	0	0	0	0	0	---	---	---	---	---
2013	5	0	0	0	0	0	0	0	0	---	---	---	---	---
2013	6	0	0	0	0	0	0	0	0	---	---	---	---	---
2013	7	0	0	0	0	0	0	0	0	---	---	---	---	---
2013	8	0	0	0	0	0	0	0	0	---	---	---	---	---
2013	9	0	0	0	0	0	0	0	0	---	---	---	---	---
2013	10	0	0	0	0	0	0	0	0	---	---	---	---	---
2013	11	0	0	0	0	0	0	0	0	---	---	---	---	---
2013	12	0	0	0	0	0	0	0	0	---	---	---	---	---
<b>Alendronate and Non-vertebral Fracture; Exposure Extension Period=365; Minimum Episode Duration=1</b>														
2006	1	799	4,508	178,873	48,904	282,561	27	236,012	19,690	3.39	223.87	5.64	39.68	0.96
2006	2	631	3,080	125,579	18,665	210,794	24	234,271	17,827	2.69	199.02	4.88	40.77	1.14
2006	3	689	3,395	129,002	20,239	233,533	22	236,373	19,850	2.91	187.23	4.93	38.00	0.94
2006	4	9,513	63,866	2,628,936	547,561	4,121,050	457	4,444,557	362,641	2.14	276.35	6.71	41.16	1.11
2006	5	8,814	55,492	2,208,165	400,368	3,615,780	371	4,519,138	376,152	1.95	250.53	6.30	39.79	1.03
2006	6	8,112	53,369	2,093,450	449,729	3,336,304	343	4,525,286	363,847	1.79	258.07	6.58	39.23	1.03
2006	7	6,878	45,827	1,840,225	367,135	2,888,342	286	4,526,346	376,334	1.52	267.55	6.66	40.16	0.99
2006	8	7,450	51,121	1,994,670	384,272	3,175,876	298	4,565,834	378,867	1.63	267.74	6.86	39.02	0.94
2006	9	6,501	44,620	1,728,344	355,130	2,755,175	282	4,600,801	369,627	1.41	265.86	6.86	38.73	1.02
2006	10	6,411	43,708	1,743,467	347,835	2,775,738	260	4,605,966	384,754	1.39	271.95	6.82	39.89	0.94
2006	11	5,697	39,405	1,527,025	308,190	2,430,382	258	4,619,772	373,186	1.23	268.04	6.92	38.75	1.06
2006	12	5,013	34,309	1,334,666	237,233	2,127,915	226	4,645,303	387,745	1.08	266.24	6.84	38.90	1.06
2007	1	5,597	43,975	1,680,578	357,190	2,632,151	251	4,424,257	369,335	1.27	300.26	7.86	38.22	0.95
2007	2	4,805	37,766	1,451,754	271,920	2,285,292	241	4,371,748	333,235	1.10	302.13	7.86	38.44	1.05
2007	3	4,611	35,714	1,372,108	276,458	2,153,810	220	4,376,966	369,103	1.05	297.57	7.75	38.42	1.02

**Table 4A: Summary of Alendronate Use and Subsequent Events in the MSDD between January 1, 2006 and December 31, 2013, by Drug Use and Year-Month**

Year	Month	Users	Dispensings	Days Supplied	Amount Supplied	Days at Risk	Episodes w/ Events	Eligible Members	Member-Years	Users / 1K Eligible Members	Days Supplied/ User	Dispensings / User	Days Supplied/ Dispensing	Episodes w/ Events / 10K Days at Risk
	4	4,663	35,168	1,355,790	274,818	2,161,753	223	4,623,365	377,506	1.01	290.75	7.54	38.55	1.03
	5	4,437	33,550	1,293,300	246,934	2,031,927	202	4,690,053	391,632	0.95	291.48	7.56	38.55	0.99
	6	3,996	29,159	1,136,717	205,549	1,812,028	160	4,714,239	379,634	0.85	284.46	7.30	38.98	0.88
	7	3,950	27,867	1,103,270	229,896	1,779,929	170	4,681,980	390,864	0.84	279.31	7.05	39.59	0.96
	8	4,231	30,842	1,194,346	218,987	1,918,226	175	6,205,546	400,180	0.68	282.28	7.29	38.72	0.91
	9	7,037	47,328	1,839,039	312,713	2,942,378	346	6,252,559	502,820	1.13	261.34	6.73	38.86	1.18
	10	7,599	52,708	1,964,773	330,021	3,183,992	350	6,253,310	522,709	1.22	258.56	6.94	37.28	1.10
	11	6,990	47,943	1,829,834	343,142	2,951,140	351	6,274,072	506,761	1.11	261.78	6.86	38.17	1.19
	12	6,104	46,125	1,739,904	296,710	2,707,342	296	6,305,301	526,225	0.97	285.04	7.56	37.72	1.09
2008	1	8,003	65,724	2,517,859	413,949	3,851,079	432	6,034,202	503,790	1.33	314.61	8.21	38.31	1.12
	2	7,269	60,059	2,280,930	370,093	3,504,483	374	6,015,709	471,123	1.21	313.79	8.26	37.98	1.07
	3	8,185	66,372	2,613,959	418,398	3,999,716	404	9,509,701	511,988	0.86	319.36	8.11	39.38	1.01
	4	15,708	105,108	4,566,978	781,559	7,044,841	754	9,381,532	766,441	1.67	290.74	6.69	43.45	1.07
	5	13,661	88,204	3,670,212	574,115	5,843,090	633	9,540,365	794,145	1.43	268.66	6.46	41.61	1.08
	6	12,740	82,179	3,399,223	521,051	5,458,492	595	9,576,074	769,333	1.33	266.81	6.45	41.36	1.09
	7	12,228	78,486	3,235,128	581,582	5,206,605	577	9,569,111	796,586	1.28	264.57	6.42	41.22	1.11
	8	10,862	70,005	2,859,432	488,748	4,622,225	480	9,592,045	800,267	1.13	263.25	6.44	40.85	1.04
	9	10,540	70,429	2,839,632	461,894	4,536,159	476	9,670,158	775,926	1.09	269.41	6.68	40.32	1.05
	10	11,252	71,112	2,862,579	482,247	4,704,614	508	9,676,380	807,929	1.16	254.41	6.32	40.25	1.08
	11	9,847	63,039	2,534,970	416,781	4,136,499	428	9,692,075	782,667	1.02	257.44	6.40	40.21	1.03
	12	10,057	62,681	2,513,400	412,647	4,109,762	467	9,744,290	811,933	1.03	249.92	6.23	40.10	1.14
2009	1	11,823	99,287	3,931,956	601,044	5,935,516	659	8,979,368	749,699	1.32	332.57	8.40	39.60	1.11
	2	10,918	87,485	3,486,977	530,906	5,290,465	627	8,836,315	674,093	1.24	319.38	8.01	39.86	1.19
	3	10,340	75,272	3,017,721	465,613	4,767,961	532	8,796,680	742,747	1.18	291.85	7.28	40.09	1.12
	4	10,810	70,706	2,994,577	473,092	4,782,872	552	9,415,562	769,681	1.15	277.02	6.54	42.35	1.15
	5	9,804	64,954	2,656,168	418,106	4,283,984	481	9,555,815	796,455	1.03	270.93	6.63	40.89	1.12
	6	9,824	61,829	2,607,781	397,016	4,210,486	493	9,596,031	772,771	1.02	265.45	6.29	42.18	1.17
	7	9,595	60,971	2,484,511	403,443	4,090,800	477	9,548,047	797,705	1.00	258.94	6.35	40.75	1.17
	8	8,984	56,878	2,266,802	348,477	3,777,344	424	9,552,184	798,486	0.94	252.32	6.33	39.85	1.12
	9	8,546	52,911	2,133,264	333,892	3,550,865	392	9,603,385	772,690	0.89	249.62	6.19	40.32	1.10
	10	8,738	51,786	2,109,035	337,968	3,564,944	412	9,578,084	801,103	0.91	241.36	5.93	40.73	1.16
	11	7,773	46,099	1,810,771	288,974	3,109,821	329	9,586,494	775,787	0.81	232.96	5.93	39.28	1.06
	12	8,207	47,102	1,882,878	296,475	3,232,944	363	9,624,529	803,529	0.85	229.42	5.74	39.97	1.12
2010	1	7,600	48,638	1,988,427	304,126	3,379,819	400	8,704,560	728,783	0.87	261.64	6.40	40.88	1.18
	2	6,956	44,927	1,793,029	274,956	3,059,961	351	8,581,245	654,844	0.81	257.77	6.46	39.91	1.15

**Table 4A: Summary of Alendronate Use and Subsequent Events in the MSDD between January 1, 2006 and December 31, 2013, by Drug Use and Year-Month**

Year	Month	Users	Dispensings	Days Supplied	Amount Supplied	Days at Risk	Episodes w/ Events	Eligible Members	Member-Years	Users / 1K Eligible Members	Days Supplied/ User	Dispensings / User	Days Supplied/ Dispensing	Episodes w/ Events / 10K Days at Risk
	3	6,830	43,125	1,722,311	268,986	2,952,255	359	8,544,848	721,808	0.80	252.17	6.31	39.94	1.22
	4	7,895	46,370	1,998,502	311,424	3,371,626	393	9,253,408	756,617	0.85	253.14	5.87	43.10	1.17
	5	7,453	44,519	1,895,618	286,795	3,204,026	345	9,349,328	780,265	0.80	254.34	5.97	42.58	1.08
	6	7,649	44,075	1,872,351	301,152	3,218,205	372	9,378,529	755,686	0.82	244.78	5.76	42.48	1.16
	7	7,040	40,775	1,716,960	272,516	2,925,899	368	9,309,419	778,567	0.76	243.89	5.79	42.11	1.26
	8	7,097	40,514	1,707,896	262,692	2,909,441	344	9,297,331	777,464	0.76	240.65	5.71	42.16	1.18
	9	6,595	36,662	1,509,783	232,160	2,647,342	300	9,332,674	751,719	0.71	228.93	5.56	41.18	1.13
	10	6,603	36,403	1,498,562	235,722	2,614,810	296	9,295,325	777,919	0.71	226.95	5.51	41.17	1.13
	11	6,216	34,914	1,426,153	214,207	2,502,178	262	9,304,567	752,781	0.67	229.43	5.62	40.85	1.05
	12	5,790	31,820	1,281,232	195,841	2,261,659	250	9,339,500	780,317	0.62	221.28	5.50	40.26	1.11
2011	1	5,984	37,156	1,570,244	238,578	2,655,535	293	8,436,861	706,006	0.71	262.41	6.21	42.26	1.10
	2	5,534	34,570	1,407,836	207,908	2,395,156	326	8,326,699	635,694	0.66	254.40	6.25	40.72	1.36
	3	6,110	36,608	1,523,692	224,134	2,652,963	273	8,325,515	703,313	0.73	249.38	5.99	41.62	1.03
	4	7,497	41,435	1,802,189	268,280	3,158,784	355	9,002,577	736,215	0.83	240.39	5.53	43.49	1.12
	5	6,967	36,492	1,577,090	242,529	2,811,794	310	9,098,941	760,939	0.77	226.37	5.24	43.22	1.10
	6	6,472	33,433	1,456,097	220,214	2,570,368	310	9,102,730	736,081	0.71	224.98	5.17	43.55	1.21
	7	5,717	30,244	1,303,587	194,151	2,295,171	247	9,024,262	754,604	0.63	228.02	5.29	43.10	1.08
	8	6,100	31,938	1,355,537	201,670	2,372,726	273	9,033,783	754,969	0.68	222.22	5.24	42.44	1.15
	9	5,472	28,442	1,189,049	175,175	2,099,851	243	9,091,981	731,215	0.60	217.30	5.20	41.81	1.16
	10	5,348	26,977	1,141,000	171,184	2,037,628	235	9,084,971	759,723	0.59	213.35	5.04	42.30	1.15
	11	5,105	25,689	1,076,569	158,645	1,897,544	258	9,111,807	736,625	0.56	210.89	5.03	41.91	1.36
	12	5,007	24,746	1,029,985	156,585	1,836,427	213	9,160,320	764,311	0.55	205.71	4.94	41.62	1.16
2012	1	5,208	29,048	1,217,378	179,442	2,106,914	252	8,336,670	697,347	0.62	233.75	5.58	41.91	1.20
	2	4,979	26,619	1,118,105	167,381	1,957,188	240	8,326,347	652,029	0.60	224.56	5.35	42.00	1.23
	3	4,826	24,546	1,037,763	152,653	1,898,293	235	9,029,788	697,679	0.53	215.04	5.09	42.28	1.24
	4	5,853	27,909	1,241,333	185,780	2,195,706	255	8,917,945	729,449	0.66	212.08	4.77	44.48	1.16
	5	5,563	25,602	1,131,474	171,068	2,023,072	266	9,016,612	753,811	0.62	203.39	4.60	44.19	1.31
	6	4,823	22,408	993,572	146,756	1,744,470	250	9,015,736	729,348	0.53	206.01	4.65	44.34	1.43
	7	4,538	19,870	864,193	129,218	1,572,441	214	8,946,574	748,129	0.51	190.43	4.38	43.49	1.36
	8	4,898	21,527	922,245	140,397	1,685,046	198	8,960,018	749,115	0.55	188.29	4.40	42.84	1.18
	9	4,225	18,079	771,009	115,811	1,381,994	185	9,031,300	725,431	0.47	182.49	4.28	42.65	1.34
	10	4,895	20,698	895,143	133,261	1,613,724	204	9,027,276	755,186	0.54	182.87	4.23	43.25	1.26
	11	4,481	18,747	788,735	117,307	1,414,630	196	9,049,219	731,688	0.50	176.02	4.18	42.07	1.39
	12	4,078	16,869	712,475	106,571	1,251,631	138	9,084,434	759,198	0.45	174.71	4.14	42.24	1.10
2013	1	4,258	18,244	770,208	114,425	1,359,591	171	8,416,847	704,445	0.51	180.88	4.28	42.22	1.26



**Table 4A: Summary of Alendronate Use and Subsequent Events in the MSDD between January 1, 2006 and December 31, 2013, by Drug Use and Year-Month**

Year	Month	Users	Dispensings	Days Supplied	Amount Supplied	Days at Risk	Episodes w/ Events	Eligible Members	Member-Years	Users / 1K Eligible Members	Days Supplied/ User	Dispensings / User	Days Supplied/ Dispensing	Episodes w/ Events / 10K Days at Risk
	2	3,869	16,367	682,732	100,993	1,175,169	157	8,305,403	634,210	0.47	176.46	4.23	41.71	1.34
	3	3,876	15,978	661,611	99,604	1,126,505	162	8,301,736	701,526	0.47	170.69	4.12	41.41	1.44
	4	5,367	19,673	836,601	125,853	1,434,850	208	9,028,027	738,512	0.59	155.88	3.67	42.53	1.45
	5	5,088	17,408	745,156	110,816	1,264,424	167	9,121,558	763,181	0.56	146.45	3.42	42.81	1.32
	6	4,402	14,603	615,490	92,662	1,006,498	150	9,126,559	738,132	0.48	139.82	3.32	42.15	1.49
	7	4,663	14,735	601,751	90,908	976,232	102	9,092,883	760,659	0.51	129.05	3.16	40.84	1.04
	8	4,758	13,941	562,933	84,307	878,910	112	9,097,685	761,164	0.52	118.31	2.93	40.38	1.27
	9	4,371	11,831	466,207	71,941	705,507	106	9,251,924	737,067	0.47	106.66	2.71	39.41	1.50
	10	5,163	13,053	494,408	78,964	709,729	110	9,244,817	773,669	0.56	95.76	2.53	37.88	1.55
	11	4,401	9,444	357,737	59,049	493,613	79	9,257,456	749,117	0.48	81.29	2.15	37.88	1.60
	12	4,068	7,697	259,815	40,594	350,467	55	9,265,297	773,704	0.44	63.87	1.89	33.76	1.57
<b>Alendronate and Non-vertebral Fracture; Exposure Extension Period=365; Minimum Episode Duration=730</b>														
2006	1	56	1,517	62,696	26,898	74,458	2	151,621	11,814	0.37	1,119.57	27.09	41.33	0.27
	2	45	1,098	47,129	6,720	53,838	4	140,885	10,677	0.32	1,047.31	24.40	42.92	0.74
	3	50	1,451	50,190	7,448	63,228	2	142,046	11,867	0.35	1,003.80	29.02	34.59	0.32
	4	1,466	37,597	1,567,667	326,166	1,819,963	176	2,992,448	242,454	0.49	1,069.35	25.65	41.70	0.97
	5	1,163	31,027	1,256,294	220,775	1,468,082	128	3,048,846	252,231	0.38	1,080.22	26.68	40.49	0.87
	6	1,151	30,892	1,213,497	264,629	1,416,606	135	3,067,687	245,246	0.38	1,054.30	26.84	39.28	0.95
	7	1,044	27,179	1,091,701	189,090	1,281,636	100	3,088,435	254,406	0.34	1,045.69	26.03	40.17	0.78
	8	1,174	30,652	1,206,779	215,207	1,441,572	112	3,105,547	256,479	0.38	1,027.92	26.11	39.37	0.78
	9	1,132	28,886	1,114,229	220,867	1,352,374	98	3,134,010	250,691	0.36	984.30	25.52	38.57	0.72
	10	1,144	28,994	1,155,748	209,522	1,382,484	110	3,140,666	261,020	0.36	1,010.27	25.34	39.86	0.80
	11	1,077	26,756	1,049,191	200,938	1,261,451	112	3,146,978	253,172	0.34	974.18	24.84	39.21	0.89
	12	936	23,785	925,372	148,420	1,098,636	94	3,159,747	262,580	0.30	988.65	25.41	38.91	0.86
2007	1	1,197	31,780	1,217,740	252,383	1,464,047	117	3,165,837	246,758	0.38	1,017.33	26.55	38.32	0.80
	2	1,039	26,732	1,042,082	182,694	1,248,861	115	2,935,975	221,519	0.35	1,002.97	25.73	38.98	0.92
	3	1,022	25,431	1,009,138	177,413	1,210,718	107	2,926,935	244,421	0.35	987.41	24.88	39.68	0.88
	4	1,040	26,233	1,031,394	204,643	1,250,867	95	3,070,990	247,937	0.34	991.73	25.22	39.32	0.76
	5	1,022	25,144	994,616	178,659	1,204,104	90	3,095,465	256,786	0.33	973.21	24.60	39.56	0.75
	6	907	22,155	893,686	140,946	1,078,806	93	3,105,728	248,839	0.29	985.32	24.43	40.34	0.86
	7	929	21,991	901,726	174,498	1,098,402	93	3,111,869	257,009	0.30	970.64	23.67	41.00	0.85
	8	1,010	24,428	969,071	156,425	1,199,160	84	4,045,460	262,639	0.25	959.48	24.19	39.67	0.70
	9	1,331	32,627	1,314,817	202,396	1,560,741	148	4,078,052	326,859	0.33	987.84	24.51	40.30	0.95
	10	1,492	37,363	1,446,496	229,320	1,731,024	155	4,082,174	338,874	0.37	969.50	25.04	38.71	0.90
	11	1,404	35,034	1,381,959	242,113	1,653,600	153	4,082,320	328,173	0.34	984.30	24.95	39.45	0.93

**Table 4A: Summary of Alendronate Use and Subsequent Events in the MSDD between January 1, 2006 and December 31, 2013, by Drug Use and Year-Month**

Year	Month	Users	Dispensings	Days Supplied	Amount Supplied	Days at Risk	Episodes w/ Events	Eligible Members	Member-Years	Users / 1K Eligible Members	Days Supplied/ User	Dispensings / User	Days Supplied/ Dispensing	Episodes w/ Events / 10K Days at Risk
2008	12	1,433	36,693	1,427,579	227,385	1,707,295	146	4,094,823	340,581	0.35	996.22	25.61	38.91	0.86
	1	2,125	51,931	2,095,993	318,487	2,516,141	265	4,103,890	320,947	0.52	986.35	24.44	40.36	1.05
	2	1,846	47,243	1,857,048	300,755	2,206,998	229	3,839,177	298,435	0.48	1,005.98	25.59	39.31	1.04
	3	2,057	50,264	2,060,745	330,036	2,446,983	223	5,710,233	323,024	0.36	1,001.82	24.44	41.00	0.91
	4	3,063	67,210	2,980,690	509,538	3,575,961	325	5,686,704	458,388	0.54	973.13	21.94	44.35	0.91
	5	2,493	56,028	2,399,141	362,186	2,867,173	285	5,744,944	473,793	0.43	962.35	22.47	42.82	0.99
	6	2,318	53,033	2,238,809	352,535	2,680,497	240	5,760,273	459,895	0.40	965.84	22.88	42.22	0.90
	7	2,305	51,075	2,165,692	395,426	2,624,041	250	5,784,553	475,495	0.40	939.56	22.16	42.40	0.95
	8	2,117	46,825	1,981,476	324,862	2,414,298	203	5,761,113	476,905	0.37	935.98	22.12	42.32	0.84
	9	2,225	50,301	2,084,915	340,355	2,511,811	232	5,799,734	462,366	0.38	937.04	22.61	41.45	0.92
	10	2,226	49,147	2,046,511	328,684	2,500,727	217	5,801,823	480,009	0.38	919.37	22.08	41.64	0.87
	11	2,011	43,653	1,853,242	294,239	2,248,909	206	5,792,426	465,331	0.35	921.55	21.71	42.45	0.92
12	2,124	45,703	1,915,344	316,072	2,329,054	244	5,815,270	482,797	0.37	901.76	21.52	41.91	1.05	
2009	1	3,246	74,932	3,037,961	449,500	3,678,957	376	5,820,977	442,644	0.56	935.91	23.08	40.54	1.02
	2	2,798	62,352	2,582,509	403,986	3,130,458	334	5,268,242	397,896	0.53	922.98	22.28	41.42	1.07
	3	2,476	53,463	2,235,056	344,540	2,753,848	229	5,259,897	440,287	0.47	902.69	21.59	41.81	0.83
	4	2,294	47,199	2,077,418	313,878	2,531,284	239	5,612,484	454,204	0.41	905.59	20.57	44.01	0.94
	5	2,106	44,759	1,899,394	290,312	2,305,631	215	5,676,050	470,530	0.37	901.90	21.25	42.44	0.93
	6	2,123	43,036	1,904,923	284,423	2,292,657	249	5,710,032	456,892	0.37	897.28	20.27	44.26	1.09
	7	2,001	42,325	1,800,194	276,048	2,173,677	220	5,715,609	470,672	0.35	899.65	21.15	42.53	1.01
	8	1,943	40,722	1,691,218	247,539	2,085,637	183	5,671,150	470,967	0.34	870.42	20.96	41.53	0.88
	9	1,910	38,718	1,639,015	256,669	2,014,507	190	5,708,669	456,038	0.33	858.12	20.27	42.33	0.94
	10	1,879	37,608	1,625,049	255,249	1,985,411	200	5,707,713	473,683	0.33	864.85	20.01	43.21	1.01
	11	1,623	33,308	1,379,680	213,324	1,706,535	150	5,703,536	459,154	0.28	850.08	20.52	41.42	0.88
	12	1,701	34,887	1,466,281	214,496	1,802,733	148	5,729,015	475,738	0.30	862.01	20.51	42.03	0.82
2010	1	1,831	36,774	1,565,128	243,334	1,934,219	190	5,727,127	438,374	0.32	854.79	20.08	42.56	0.98
	2	1,558	32,255	1,348,126	204,139	1,622,207	174	5,209,717	394,027	0.30	865.29	20.70	41.80	1.07
	3	1,586	31,913	1,351,132	197,219	1,662,243	153	5,202,127	435,094	0.30	851.91	20.12	42.34	0.92
	4	1,734	32,267	1,447,960	214,673	1,774,490	169	5,637,239	456,485	0.31	835.04	18.61	44.87	0.95
	5	1,698	32,408	1,425,940	210,033	1,736,710	171	5,699,727	472,676	0.30	839.78	19.09	44.00	0.98
	6	1,665	31,737	1,400,256	211,609	1,702,183	161	5,728,476	458,511	0.29	840.99	19.06	44.12	0.95
	7	1,532	29,371	1,279,050	193,766	1,538,127	159	5,728,669	472,172	0.27	834.89	19.17	43.55	1.03
	8	1,589	29,743	1,320,939	196,674	1,586,563	165	5,680,232	472,308	0.28	831.30	18.72	44.41	1.04
	9	1,464	27,197	1,168,284	177,091	1,429,397	148	5,710,324	457,223	0.26	798.01	18.58	42.96	1.04
	10	1,465	27,579	1,197,793	181,973	1,446,032	130	5,705,027	474,198	0.26	817.61	18.83	43.43	0.90

**Table 4A: Summary of Alendronate Use and Subsequent Events in the MSDD between January 1, 2006 and December 31, 2013, by Drug Use and Year-Month**

Year	Month	Users	Dispensings	Days Supplied	Amount Supplied	Days at Risk	Episodes w/ Events	Eligible Members	Member-Years	Users / 1K Eligible Members	Days Supplied/ User	Dispensings / User	Days Supplied/ Dispensing	Episodes w/ Events / 10K Days at Risk
2011	11	1,413	26,660	1,127,568	166,832	1,367,775	124	5,704,739	459,009	0.25	798.00	18.87	42.29	0.91
	12	1,295	24,389	1,032,190	153,154	1,244,053	115	5,717,627	475,680	0.23	797.06	18.83	42.32	0.92
	1	1,528	28,506	1,234,301	185,335	1,467,778	154	5,718,649	450,055	0.27	807.79	18.66	43.30	1.05
	2	1,329	25,707	1,056,725	157,920	1,270,550	121	5,340,976	403,438	0.25	795.13	19.34	41.11	0.95
	3	1,460	26,739	1,151,316	167,150	1,377,558	134	5,327,377	446,075	0.27	788.57	18.31	43.06	0.97
	4	1,513	26,692	1,183,767	174,210	1,414,310	140	5,720,793	463,387	0.26	782.40	17.64	44.35	0.99
	5	1,433	25,009	1,096,009	169,447	1,307,645	115	5,762,540	479,376	0.25	764.84	17.45	43.82	0.88
	6	1,345	22,439	1,013,956	152,317	1,194,078	135	5,771,827	464,073	0.23	753.87	16.68	45.19	1.13
	7	1,244	21,141	938,469	136,244	1,103,171	83	5,773,661	478,194	0.22	754.40	16.99	44.39	0.75
	8	1,329	22,333	978,046	142,894	1,145,920	96	5,758,969	478,749	0.23	735.93	16.80	43.79	0.84
	9	1,191	20,516	871,788	126,405	1,014,468	75	5,803,621	463,801	0.21	731.98	17.23	42.49	0.74
	10	1,169	18,862	842,271	126,667	958,959	102	5,804,428	482,224	0.20	720.51	16.14	44.65	1.06
2012	11	1,140	18,610	801,290	117,572	907,634	96	5,806,501	467,223	0.20	702.89	16.32	43.06	1.06
	12	1,137	18,329	770,073	115,181	882,805	94	5,830,450	482,799	0.20	677.28	16.12	42.01	1.06
	1	1,262	19,464	843,906	124,948	957,035	91	5,810,173	419,350	0.22	668.71	15.42	43.36	0.95
	2	653	11,031	448,995	66,262	508,362	49	4,967,813	290,787	0.13	687.59	16.89	40.70	0.96
	3	586	9,726	391,977	56,809	446,199	40	3,863,877	302,328	0.15	668.90	16.60	40.30	0.90
	4	540	8,357	351,746	50,673	403,199	31	3,822,564	308,037	0.14	651.38	15.48	42.09	0.77
	5	175	2,702	116,577	17,123	130,227	9	3,803,509	126,123	0.05	666.15	15.44	43.14	0.69
	6	169	2,611	109,651	16,418	124,084	7	1,450,806	115,911	0.12	648.82	15.45	42.00	0.56
	7	1	9	715	102	730	0	1,427,617	3,909	0.00	715.00	9.00	79.44	0.00
	8	0	0	0	0	0	0	0	0	---	---	---	---	---
	9	0	0	0	0	0	0	0	0	---	---	---	---	---
	10	0	0	0	0	0	0	0	0	---	---	---	---	---
11	0	0	0	0	0	0	0	0	---	---	---	---	---	
12	0	0	0	0	0	0	0	0	---	---	---	---	---	
2013	1	0	0	0	0	0	0	0	0	---	---	---	---	---
	2	0	0	0	0	0	0	0	0	---	---	---	---	---
	3	0	0	0	0	0	0	0	0	---	---	---	---	---
	4	0	0	0	0	0	0	0	0	---	---	---	---	---
	5	0	0	0	0	0	0	0	0	---	---	---	---	---
	6	0	0	0	0	0	0	0	0	---	---	---	---	---
	7	0	0	0	0	0	0	0	0	---	---	---	---	---
	8	0	0	0	0	0	0	0	0	---	---	---	---	---
	9	0	0	0	0	0	0	0	0	---	---	---	---	---

**Table 4A: Summary of Alendronate Use and Subsequent Events in the MSDD between January 1, 2006 and December 31, 2013, by Drug Use and Year-Month**

Year	Month	Users	Dispensings	Days Supplied	Amount Supplied	Days at Risk	Episodes w/ Events	Eligible Members	Member-Years	Users / 1K Eligible Members	Days Supplied/ User	Dispensings / User	Days Supplied/ Dispensing	Episodes w/ Events / 10K Days at Risk
	10	0	0	0	0	0	0	0	0	---	---	---	---	---
	11	0	0	0	0	0	0	0	0	---	---	---	---	---
	12	0	0	0	0	0	0	0	0	---	---	---	---	---
<b>Alendronate and Non-vertebral Fracture; Exposure Extension Period=365; Minimum Episode Duration=1461</b>														
2006	1	19	783	32,647	22,614	36,111	1	108,649	8,777	0.17	1,718.26	41.21	41.69	0.28
	2	11	532	20,787	2,966	20,561	2	104,567	7,945	0.11	1,889.73	48.36	39.07	0.97
	3	15	734	23,606	3,660	28,161	1	105,413	8,850	0.14	1,573.73	48.93	32.16	0.36
	4	447	17,978	766,302	169,401	830,746	75	1,999,701	161,904	0.22	1,714.32	40.22	42.62	0.90
	5	370	15,541	640,320	97,864	705,570	49	2,032,149	168,799	0.18	1,730.59	42.00	41.20	0.69
	6	351	14,782	595,266	136,492	640,573	59	2,048,786	164,045	0.17	1,695.91	42.11	40.27	0.92
	7	317	13,229	532,157	80,355	573,284	48	2,061,867	169,841	0.15	1,678.73	41.73	40.23	0.84
	8	334	13,563	553,323	100,594	626,765	40	2,070,969	171,112	0.16	1,656.66	40.61	40.80	0.64
	9	289	12,442	488,456	73,024	548,021	37	2,088,528	167,190	0.14	1,690.16	43.05	39.26	0.68
	10	339	13,669	556,800	89,477	620,610	50	2,089,936	173,723	0.16	1,642.48	40.32	40.73	0.81
	11	300	11,705	473,413	95,753	524,123	46	2,088,464	168,423	0.14	1,578.04	39.02	40.45	0.88
	12	264	10,871	434,964	70,562	472,785	41	2,096,893	174,688	0.13	1,647.59	41.18	40.01	0.87
2007	1	380	15,527	608,284	124,946	679,356	53	2,101,433	167,199	0.18	1,600.75	40.86	39.18	0.78
	2	305	12,438	488,824	72,379	543,129	45	1,991,674	150,886	0.15	1,602.70	40.78	39.30	0.83
	3	295	11,492	463,097	78,657	509,268	49	1,993,215	167,046	0.15	1,569.82	38.96	40.30	0.96
	4	285	11,372	456,543	73,372	514,886	31	2,079,276	168,608	0.14	1,601.91	39.90	40.15	0.60
	5	264	10,595	426,768	70,501	466,741	36	2,096,952	174,697	0.13	1,616.55	40.13	40.28	0.77
	6	250	9,629	398,462	57,174	445,533	32	2,108,783	169,526	0.12	1,593.85	38.52	41.38	0.72
	7	238	8,652	381,510	70,191	430,867	32	2,115,326	174,499	0.11	1,602.98	36.35	44.10	0.74
	8	277	10,521	436,611	63,632	485,621	36	2,731,273	178,441	0.10	1,576.21	37.98	41.50	0.74
	9	368	14,158	593,224	88,819	645,708	55	2,753,508	221,154	0.13	1,612.02	38.47	41.90	0.85
	10	373	15,384	599,714	89,935	651,419	55	2,755,558	229,635	0.14	1,607.81	41.24	38.98	0.84
	11	394	15,333	624,566	104,316	689,373	50	2,761,875	222,561	0.14	1,585.19	38.92	40.73	0.73
	12	436	17,835	693,115	101,856	767,800	60	2,769,930	230,837	0.16	1,589.71	40.91	38.86	0.78
2008	1	579	21,835	919,311	134,191	1,013,023	93	2,773,291	215,930	0.21	1,587.76	37.71	42.10	0.92
	2	519	21,178	841,875	123,195	917,298	77	2,583,807	201,542	0.20	1,622.11	40.81	39.75	0.84
	3	574	21,603	912,811	135,408	988,260	80	3,618,126	218,043	0.16	1,590.26	37.64	42.25	0.81
	4	774	27,943	1,228,934	204,168	1,344,742	110	3,606,370	292,481	0.21	1,587.77	36.10	43.98	0.82
	5	611	22,650	978,753	145,046	1,042,224	108	3,655,176	303,593	0.17	1,601.89	37.07	43.21	1.04
	6	570	21,323	904,028	133,927	977,770	74	3,679,125	294,857	0.15	1,586.01	37.41	42.40	0.76
	7	538	19,383	843,595	125,182	920,421	79	3,700,419	304,099	0.15	1,568.02	36.03	43.52	0.86

**Table 4A: Summary of Alendronate Use and Subsequent Events in the MSDD between January 1, 2006 and December 31, 2013, by Drug Use and Year-Month**

Year	Month	Users	Dispensings	Days Supplied	Amount Supplied	Days at Risk	Episodes w/ Events	Eligible Members	Member-Years	Users / 1K Eligible Members	Days Supplied/ User	Dispensings / User	Days Supplied/ Dispensing	Episodes w/ Events / 10K Days at Risk
2009	8	524	18,969	808,072	118,988	898,156	56	3,674,660	305,942	0.14	1,542.12	36.20	42.60	0.62
	9	551	20,869	865,457	132,196	935,728	78	3,697,023	296,529	0.15	1,570.70	37.87	41.47	0.83
	10	523	19,495	822,850	120,882	885,975	69	3,698,234	307,821	0.14	1,573.33	37.28	42.21	0.78
	11	490	17,257	761,474	115,703	821,181	57	3,703,054	298,351	0.13	1,554.03	35.22	44.13	0.69
	12	491	17,689	751,564	111,540	811,321	65	3,715,565	309,474	0.13	1,530.68	36.03	42.49	0.80
	1	807	31,013	1,262,590	184,560	1,319,160	125	3,721,022	295,331	0.22	1,564.55	38.43	40.71	0.95
	2	661	23,839	1,025,363	152,197	1,087,464	88	3,514,460	265,592	0.19	1,551.23	36.07	43.01	0.81
	3	574	20,795	879,259	129,893	938,657	55	3,504,828	293,709	0.16	1,531.81	36.23	42.28	0.59
	4	526	17,724	802,824	120,656	845,664	68	3,710,345	300,860	0.14	1,526.28	33.70	45.30	0.80
	5	479	16,945	728,633	106,504	757,780	65	3,751,429	311,843	0.13	1,521.15	35.38	43.00	0.86
	6	470	14,924	705,597	104,128	727,484	67	3,776,079	302,892	0.12	1,501.27	31.75	47.28	0.92
	7	465	16,100	699,187	107,806	724,473	62	3,780,864	313,584	0.12	1,503.63	34.62	43.43	0.86
8	437	15,335	639,612	93,465	671,358	54	3,769,725	314,139	0.12	1,463.64	35.09	41.71	0.80	
9	408	13,969	594,713	88,097	617,854	48	3,798,719	304,339	0.11	1,457.63	34.24	42.57	0.78	
10	427	14,110	616,315	93,894	643,227	46	3,800,035	316,373	0.11	1,443.36	33.04	43.68	0.72	
11	355	11,881	505,381	73,294	533,494	28	3,800,622	306,584	0.09	1,423.61	33.47	42.54	0.52	
12	398	13,217	561,341	79,847	585,742	42	3,815,845	316,870	0.10	1,410.40	33.21	42.47	0.72	
2010	1	381	12,248	531,008	77,563	546,448	47	3,800,878	276,723	0.10	1,393.72	32.15	43.35	0.86
	2	166	5,936	236,279	33,534	242,321	20	3,273,584	189,011	0.05	1,423.37	35.76	39.80	0.83
	3	175	5,906	244,849	35,953	250,240	21	2,463,380	205,766	0.07	1,399.14	33.75	41.46	0.84
	4	146	4,765	202,523	30,020	206,169	16	2,599,619	209,695	0.06	1,387.14	32.64	42.50	0.78
	5	44	1,442	60,097	11,105	64,388	2	2,573,971	79,894	0.02	1,365.84	32.77	41.68	0.31
	6	53	1,612	70,631	11,235	72,201	7	909,062	72,859	0.06	1,332.66	30.42	43.82	0.97
	7	2	101	2,828	403	2,922	0	896,580	2,455	0.00	1,414.00	50.50	28.00	0.00
	8	0	0	0	0	0	0	0	0	---	---	---	---	---
	9	0	0	0	0	0	0	0	0	---	---	---	---	---
	10	0	0	0	0	0	0	0	0	---	---	---	---	---
	11	0	0	0	0	0	0	0	0	---	---	---	---	---
	12	0	0	0	0	0	0	0	0	---	---	---	---	---
2011	1	0	0	0	0	0	0	0	0	---	---	---	---	---
	2	0	0	0	0	0	0	0	0	---	---	---	---	---
	3	0	0	0	0	0	0	0	0	---	---	---	---	---
	4	0	0	0	0	0	0	0	0	---	---	---	---	---
	5	0	0	0	0	0	0	0	0	---	---	---	---	---
	6	0	0	0	0	0	0	0	0	---	---	---	---	---

**Table 4A: Summary of Alendronate Use and Subsequent Events in the MSDD between January 1, 2006 and December 31, 2013, by Drug Use and Year-Month**

Year	Month	Users	Dispensings	Days Supplied	Amount Supplied	Days at Risk	Episodes w/ Events	Eligible Members	Member-Years	Users / 1K Eligible Members	Days Supplied/ User	Dispensings / User	Days Supplied/ Dispensing	Episodes w/ Events / 10K Days at Risk
	7	0	0	0	0	0	0	0	0	---	---	---	---	---
	8	0	0	0	0	0	0	0	0	---	---	---	---	---
	9	0	0	0	0	0	0	0	0	---	---	---	---	---
	10	0	0	0	0	0	0	0	0	---	---	---	---	---
	11	0	0	0	0	0	0	0	0	---	---	---	---	---
	12	0	0	0	0	0	0	0	0	---	---	---	---	---
2012	1	0	0	0	0	0	0	0	0	---	---	---	---	---
	2	0	0	0	0	0	0	0	0	---	---	---	---	---
	3	0	0	0	0	0	0	0	0	---	---	---	---	---
	4	0	0	0	0	0	0	0	0	---	---	---	---	---
	5	0	0	0	0	0	0	0	0	---	---	---	---	---
	6	0	0	0	0	0	0	0	0	---	---	---	---	---
	7	0	0	0	0	0	0	0	0	---	---	---	---	---
	8	0	0	0	0	0	0	0	0	---	---	---	---	---
	9	0	0	0	0	0	0	0	0	---	---	---	---	---
	10	0	0	0	0	0	0	0	0	---	---	---	---	---
	11	0	0	0	0	0	0	0	0	---	---	---	---	---
	12	0	0	0	0	0	0	0	0	---	---	---	---	---
2013	1	0	0	0	0	0	0	0	0	---	---	---	---	---
	2	0	0	0	0	0	0	0	0	---	---	---	---	---
	3	0	0	0	0	0	0	0	0	---	---	---	---	---
	4	0	0	0	0	0	0	0	0	---	---	---	---	---
	5	0	0	0	0	0	0	0	0	---	---	---	---	---
	6	0	0	0	0	0	0	0	0	---	---	---	---	---
	7	0	0	0	0	0	0	0	0	---	---	---	---	---
	8	0	0	0	0	0	0	0	0	---	---	---	---	---
	9	0	0	0	0	0	0	0	0	---	---	---	---	---
	10	0	0	0	0	0	0	0	0	---	---	---	---	---
	11	0	0	0	0	0	0	0	0	---	---	---	---	---
	12	0	0	0	0	0	0	0	0	---	---	---	---	---
<b>Alendronate and Osteonecrosis of Jaw; Exposure Extension Period= 0; Minimum Episode Duration=1</b>														
2006	1	821	4,612	184,766	49,744	198,475	0	237,479	19,842	3.46	225.05	5.62	40.06	0.00
	2	645	3,124	127,141	18,888	136,977	1	235,758	17,965	2.74	197.12	4.84	40.70	0.07
	3	710	3,500	132,470	20,727	143,085	1	237,803	20,001	2.99	186.58	4.93	37.85	0.07
	4	9,751	65,433	2,687,718	557,064	2,877,067	5	4,468,954	365,100	2.18	275.64	6.71	41.08	0.02

**Table 4A: Summary of Alendronate Use and Subsequent Events in the MSDD between January 1, 2006 and December 31, 2013, by Drug Use and Year-Month**

Year	Month	Users	Dispensings	Days Supplied	Amount Supplied	Days at Risk	Episodes w/ Events	Eligible Members	Member-Years	Users / 1K Eligible Members	Days Supplied/ User	Dispensings / User	Days Supplied/ Dispensing	Episodes w/ Events / 10K Days at Risk
	5	9,046	57,007	2,260,805	409,180	2,419,130	2	4,543,168	378,673	1.99	249.92	6.30	39.66	0.01
	6	8,324	54,804	2,147,099	460,034	2,306,059	4	4,548,972	366,255	1.83	257.94	6.58	39.18	0.02
	7	7,071	47,436	1,899,167	378,308	2,038,276	4	4,549,995	378,820	1.55	268.59	6.71	40.04	0.02
	8	7,625	52,388	2,038,595	390,706	2,195,802	1	4,589,618	381,366	1.66	267.36	6.87	38.91	0.00
	9	6,637	45,645	1,764,521	366,101	1,895,159	4	4,624,851	372,073	1.44	265.86	6.88	38.66	0.02
	10	6,550	44,773	1,780,875	354,459	1,910,513	0	4,629,584	387,285	1.41	271.89	6.84	39.78	0.00
	11	5,818	40,735	1,573,694	324,837	1,687,622	1	4,643,312	375,615	1.25	270.49	7.00	38.63	0.01
	12	5,136	35,223	1,366,562	242,127	1,460,384	4	4,668,831	390,254	1.10	266.08	6.86	38.80	0.03
2007	1	5,728	45,259	1,723,970	367,510	1,845,403	1	4,446,039	371,702	1.29	300.97	7.90	38.09	0.01
	2	4,912	38,564	1,480,437	285,347	1,585,210	1	4,394,358	335,389	1.12	301.39	7.85	38.39	0.01
	3	4,709	36,582	1,403,556	281,609	1,499,817	0	4,399,727	371,534	1.07	298.06	7.77	38.37	0.00
	4	4,749	35,752	1,375,897	278,534	1,472,833	0	4,647,894	380,002	1.02	289.72	7.53	38.48	0.00
	5	4,544	34,469	1,330,031	256,014	1,421,249	2	4,713,962	394,214	0.96	292.70	7.59	38.59	0.01
	6	4,125	30,104	1,169,651	216,700	1,247,037	2	4,738,481	382,107	0.87	283.55	7.30	38.85	0.02
	7	4,042	28,639	1,131,659	233,502	1,205,623	3	4,705,578	393,417	0.86	279.98	7.09	39.51	0.02
	8	4,325	31,897	1,230,763	224,512	1,316,396	1	6,243,859	402,810	0.69	284.57	7.38	38.59	0.01
	9	7,237	48,987	1,898,863	320,157	2,031,500	1	6,288,324	506,459	1.15	262.38	6.77	38.76	0.00
	10	7,789	54,120	2,013,291	338,422	2,156,372	1	6,287,931	526,460	1.24	258.48	6.95	37.20	0.00
	11	7,165	49,296	1,877,256	351,948	2,009,760	2	6,308,850	510,358	1.14	262.00	6.88	38.08	0.01
	12	6,270	47,467	1,783,573	303,292	1,907,234	3	6,339,629	529,960	0.99	284.46	7.57	37.58	0.02
2008	1	8,190	67,157	2,565,128	422,848	2,738,104	3	6,066,884	507,353	1.35	313.20	8.20	38.20	0.01
	2	7,471	61,749	2,339,546	378,748	2,497,053	4	6,049,289	474,474	1.24	313.15	8.27	37.89	0.02
	3	8,419	68,641	2,693,650	436,477	2,862,101	5	9,565,572	515,649	0.88	319.95	8.15	39.24	0.02
	4	16,098	107,910	4,677,355	802,553	4,962,060	8	9,432,071	771,653	1.71	290.56	6.70	43.34	0.02
	5	14,047	91,363	3,787,222	591,552	4,030,652	8	9,590,843	799,506	1.46	269.61	6.50	41.45	0.02
	6	13,081	84,734	3,494,945	535,793	3,713,693	3	9,626,853	774,510	1.36	267.18	6.48	41.25	0.01
	7	12,569	81,033	3,330,712	593,784	3,543,043	8	9,618,514	801,935	1.31	264.99	6.45	41.10	0.02
	8	11,163	72,582	2,947,462	501,235	3,140,571	3	9,642,173	805,620	1.16	264.04	6.50	40.61	0.01
	9	10,800	72,680	2,928,736	476,272	3,115,393	9	9,719,605	781,051	1.11	271.18	6.73	40.30	0.03
	10	11,561	73,767	2,960,835	494,225	3,147,782	4	9,724,698	813,201	1.19	256.11	6.38	40.14	0.01
	11	10,065	64,675	2,596,618	425,706	2,758,411	4	9,741,240	787,723	1.03	257.98	6.43	40.15	0.01
	12	10,334	64,756	2,589,145	429,052	2,748,496	2	9,791,450	817,139	1.06	250.55	6.27	39.98	0.01
2009	1	12,055	101,437	4,003,118	613,773	4,238,805	13	9,024,202	754,614	1.34	332.07	8.41	39.46	0.03
	2	11,180	90,029	3,577,069	544,641	3,788,151	7	8,883,391	678,583	1.26	319.95	8.05	39.73	0.02
	3	10,643	77,889	3,120,166	482,007	3,313,556	6	8,842,633	747,703	1.20	293.17	7.32	40.06	0.02

**Table 4A: Summary of Alendronate Use and Subsequent Events in the MSDD between January 1, 2006 and December 31, 2013, by Drug Use and Year-Month**

Year	Month	Users	Dispensings	Days Supplied	Amount Supplied	Days at Risk	Episodes w/ Events	Eligible Members	Member-Years	Users / 1K Eligible Members	Days Supplied/ User	Dispensings / User	Days Supplied/ Dispensing	Episodes w/ Events / 10K Days at Risk
	4	11,088	73,224	3,089,301	492,942	3,277,090	1	9,464,807	774,787	1.17	278.62	6.60	42.19	0.00
	5	10,026	66,799	2,725,755	428,462	2,895,982	2	9,604,872	801,660	1.04	271.87	6.66	40.81	0.01
	6	10,089	63,891	2,680,750	406,071	2,839,232	3	9,644,117	777,773	1.05	265.71	6.33	41.96	0.01
	7	9,843	62,672	2,546,853	411,903	2,699,476	4	9,594,770	802,851	1.03	258.75	6.37	40.64	0.01
	8	9,187	58,326	2,314,157	355,244	2,456,278	4	9,599,493	803,604	0.96	251.89	6.35	39.68	0.02
	9	8,742	54,672	2,201,702	344,117	2,332,576	8	9,650,072	777,578	0.91	251.85	6.25	40.27	0.03
	10	8,946	53,354	2,164,962	346,385	2,293,542	2	9,624,076	806,103	0.93	242.00	5.96	40.58	0.01
	11	7,969	47,690	1,868,033	297,876	1,982,085	5	9,631,864	780,546	0.83	234.41	5.98	39.17	0.03
	12	8,424	48,997	1,952,225	307,571	2,063,816	6	9,668,104	808,411	0.87	231.75	5.82	39.84	0.03
2010	1	7,792	50,400	2,049,553	313,037	2,166,801	4	8,745,285	733,265	0.89	263.03	6.47	40.67	0.02
	2	7,108	46,078	1,838,728	281,701	1,942,847	3	8,623,672	658,915	0.82	258.68	6.48	39.90	0.02
	3	6,954	44,187	1,760,715	274,569	1,865,594	4	8,586,222	726,325	0.81	253.19	6.35	39.85	0.02
	4	8,079	48,093	2,061,632	321,123	2,181,086	6	9,299,298	761,483	0.87	255.18	5.95	42.87	0.03
	5	7,662	46,169	1,956,554	296,579	2,070,823	1	9,395,289	785,261	0.82	255.36	6.03	42.38	0.00
	6	7,867	45,853	1,941,485	312,511	2,056,749	3	9,424,549	760,491	0.83	246.79	5.83	42.34	0.01
	7	7,232	42,320	1,773,406	282,717	1,874,807	2	9,354,456	783,521	0.77	245.22	5.85	41.90	0.01
	8	7,269	41,922	1,758,727	270,959	1,856,312	2	9,342,188	782,365	0.78	241.95	5.77	41.95	0.01
	9	6,777	37,568	1,544,434	236,778	1,634,332	1	9,377,237	756,425	0.72	227.89	5.54	41.11	0.01
	10	6,805	37,696	1,549,135	243,207	1,637,833	0	9,339,869	782,789	0.73	227.65	5.54	41.10	0.00
	11	6,346	35,765	1,458,109	218,974	1,540,854	1	9,348,956	757,450	0.68	229.77	5.64	40.77	0.01
	12	5,963	32,934	1,321,751	201,731	1,395,509	5	9,382,677	785,178	0.64	221.66	5.52	40.13	0.04
2011	1	6,101	37,946	1,600,089	243,427	1,686,033	3	8,476,981	710,451	0.72	262.27	6.22	42.17	0.02
	2	5,667	35,555	1,444,320	214,104	1,526,595	2	8,368,872	639,821	0.68	254.87	6.27	40.62	0.01
	3	6,267	37,607	1,563,705	231,341	1,647,928	4	8,367,587	707,889	0.75	249.51	6.00	41.58	0.02
	4	7,676	42,347	1,837,378	274,383	1,938,979	3	9,049,358	741,081	0.85	239.37	5.52	43.39	0.02
	5	7,147	37,577	1,614,978	248,327	1,704,694	2	9,144,218	765,892	0.78	225.97	5.26	42.98	0.01
	6	6,631	34,464	1,491,628	225,249	1,575,230	3	9,147,019	740,804	0.72	224.95	5.20	43.28	0.02
	7	5,828	30,942	1,330,898	198,503	1,403,621	5	9,068,382	759,419	0.64	228.36	5.31	43.01	0.04
	8	6,276	32,800	1,395,313	207,442	1,472,622	2	9,077,202	759,742	0.69	222.33	5.23	42.54	0.01
	9	5,584	29,081	1,211,067	178,616	1,277,816	1	9,135,648	735,818	0.61	216.88	5.21	41.64	0.01
	10	5,484	27,760	1,170,493	175,541	1,233,700	3	9,128,474	764,466	0.60	213.44	5.06	42.16	0.02
	11	5,230	26,602	1,107,434	163,095	1,166,827	1	9,154,805	741,195	0.57	211.75	5.09	41.63	0.01
	12	5,156	25,197	1,050,452	159,793	1,107,638	2	9,202,647	768,989	0.56	203.73	4.89	41.69	0.02
2012	1	5,317	29,718	1,241,860	182,921	1,311,438	2	8,374,710	701,566	0.63	233.56	5.59	41.79	0.02
	2	5,084	27,313	1,145,474	171,107	1,207,071	1	8,364,923	655,924	0.61	225.31	5.37	41.94	0.01



**Table 4A: Summary of Alendronate Use and Subsequent Events in the MSDD between January 1, 2006 and December 31, 2013, by Drug Use and Year-Month**

Year	Month	Users	Dispensings	Days Supplied	Amount Supplied	Days at Risk	Episodes w/ Events	Eligible Members	Member-Years	Users / 1K Eligible Members	Days Supplied/ User	Dispensings / User	Days Supplied/ Dispensing	Episodes w/ Events / 10K Days at Risk
	3	4,944	25,307	1,070,415	157,635	1,128,697	1	9,073,282	701,865	0.54	216.51	5.12	42.30	0.01
	4	6,023	28,878	1,278,840	190,723	1,346,760	2	8,961,027	734,008	0.67	212.33	4.79	44.28	0.01
	5	5,730	26,389	1,161,758	176,530	1,222,418	4	9,059,647	758,577	0.63	202.75	4.61	44.02	0.03
	6	4,981	23,150	1,021,650	152,079	1,075,124	3	9,059,750	733,987	0.55	205.11	4.65	44.13	0.03
	7	4,657	20,311	881,944	133,264	932,825	1	8,989,739	752,894	0.52	189.38	4.36	43.42	0.01
	8	5,039	22,192	951,680	145,280	1,003,487	4	9,002,657	753,832	0.56	188.86	4.40	42.88	0.04
	9	4,355	18,733	794,727	119,079	839,794	0	9,075,066	729,990	0.48	182.49	4.30	42.42	0.00
	10	5,033	21,135	914,157	135,964	964,153	1	9,069,805	759,920	0.55	181.63	4.20	43.25	0.01
	11	4,607	19,358	811,368	120,849	852,841	1	9,092,202	736,257	0.51	176.12	4.20	41.91	0.01
	12	4,213	17,468	735,605	109,910	776,744	0	9,127,057	763,917	0.46	174.60	4.15	42.11	0.00
2013	1	4,336	18,668	785,361	116,877	828,268	0	8,455,455	708,775	0.51	181.13	4.31	42.07	0.00
	2	3,977	16,873	703,236	104,014	742,794	0	8,345,728	638,150	0.48	176.83	4.24	41.68	0.00
	3	3,990	16,407	678,726	101,693	718,025	1	8,341,842	705,875	0.48	170.11	4.11	41.37	0.01
	4	5,521	20,242	858,774	128,997	905,914	1	9,072,051	743,205	0.61	155.55	3.67	42.43	0.01
	5	5,268	18,065	771,691	114,556	812,917	1	9,165,054	768,016	0.57	146.49	3.43	42.72	0.01
	6	4,528	15,000	629,068	95,166	665,158	1	9,171,831	742,850	0.49	138.93	3.31	41.94	0.02
	7	4,835	15,315	623,282	94,223	657,718	1	9,137,101	765,563	0.53	128.91	3.17	40.70	0.02
	8	4,916	14,413	581,244	87,840	611,408	1	9,142,571	766,081	0.54	118.24	2.93	40.33	0.02
	9	4,561	12,345	485,140	74,619	510,642	1	9,297,568	741,806	0.49	106.37	2.71	39.30	0.02
	10	5,342	13,531	511,127	82,017	537,821	0	9,289,328	778,621	0.58	95.68	2.53	37.77	0.00
	11	4,523	9,699	366,877	60,697	382,268	0	9,302,649	753,873	0.49	81.11	2.14	37.83	0.00
	12	4,206	7,984	268,657	40,729	281,438	0	9,309,324	778,655	0.45	63.87	1.90	33.65	0.00
<b>Alendronate and Osteonecrosis of Jaw; Exposure Extension Period= 0; Minimum Episode Duration=365</b>														
2006	1	105	2,148	85,441	30,144	91,118	0	209,149	14,654	0.50	813.72	20.46	39.78	0.00
	2	85	1,557	65,866	9,393	70,254	0	174,072	13,201	0.49	774.89	18.32	42.30	0.00
	3	90	1,964	68,399	10,330	74,389	0	175,934	14,724	0.51	759.99	21.82	34.83	0.00
	4	2,278	47,196	1,958,587	404,325	2,085,012	2	3,629,529	293,885	0.63	859.78	20.72	41.50	0.01
	5	1,819	39,394	1,571,606	280,067	1,670,678	2	3,696,226	306,188	0.49	863.99	21.66	39.89	0.01
	6	1,851	39,469	1,544,132	324,470	1,648,952	3	3,725,862	297,877	0.50	834.22	21.32	39.12	0.02
	7	1,720	35,499	1,418,592	272,377	1,515,114	3	3,752,670	307,161	0.46	824.76	20.64	39.96	0.02
	8	1,931	39,825	1,553,938	284,866	1,671,093	0	3,751,483	309,441	0.51	804.73	20.62	39.02	0.00
	9	1,782	36,651	1,418,169	298,082	1,519,034	1	3,784,487	302,274	0.47	795.83	20.57	38.69	0.01
	10	1,773	36,650	1,451,723	278,930	1,559,204	0	3,791,127	314,687	0.47	818.79	20.67	39.61	0.00
	11	1,689	34,449	1,336,465	276,824	1,433,790	2	3,798,362	305,512	0.44	791.28	20.40	38.80	0.01
	12	1,479	30,258	1,174,473	198,435	1,255,595	1	3,817,759	317,269	0.39	794.10	20.46	38.82	0.01

**Table 4A: Summary of Alendronate Use and Subsequent Events in the MSDD between January 1, 2006 and December 31, 2013, by Drug Use and Year-Month**

Year	Month	Users	Dispensings	Days Supplied	Amount Supplied	Days at Risk	Episodes w/ Events	Eligible Members	Member-Years	Users / 1K Eligible Members	Days Supplied/ User	Dispensings / User	Days Supplied/ Dispensing	Episodes w/ Events / 10K Days at Risk
2007	1	1,865	40,609	1,546,558	325,114	1,660,469	1	3,829,889	306,037	0.49	829.25	21.77	38.08	0.01
	2	1,644	34,463	1,338,001	241,060	1,431,642	2	3,652,713	276,434	0.45	813.87	20.96	38.82	0.01
	3	1,609	33,003	1,298,278	236,368	1,391,156	0	3,656,625	306,379	0.44	806.89	20.51	39.34	0.00
	4	1,662	33,929	1,328,197	279,753	1,422,913	1	3,862,559	312,975	0.43	799.16	20.41	39.15	0.01
	5	1,648	33,020	1,300,820	234,311	1,389,964	1	3,909,726	324,247	0.42	789.33	20.04	39.39	0.01
	6	1,492	29,323	1,170,313	197,584	1,250,491	2	3,924,932	314,247	0.38	784.39	19.65	39.91	0.02
	7	1,461	28,290	1,141,240	214,392	1,220,381	3	3,932,750	325,104	0.37	781.14	19.36	40.34	0.02
	8	1,591	31,780	1,241,353	196,268	1,334,522	0	5,134,267	332,729	0.31	780.23	19.97	39.06	0.00
	9	2,156	42,816	1,701,042	273,453	1,818,436	2	5,183,699	415,037	0.42	788.98	19.86	39.73	0.01
	10	2,374	48,238	1,840,883	297,968	1,970,703	0	5,188,751	431,276	0.46	775.44	20.32	38.16	0.00
	11	2,237	44,765	1,743,838	306,042	1,862,850	3	5,198,722	417,852	0.43	779.54	20.01	38.96	0.02
	12	2,167	45,411	1,734,954	279,697	1,853,728	2	5,214,683	433,456	0.42	800.62	20.96	38.21	0.01
2008	1	3,086	63,730	2,512,529	385,680	2,679,787	3	5,223,100	403,802	0.59	814.17	20.65	39.42	0.01
	2	2,721	57,716	2,243,715	366,177	2,392,399	4	4,829,136	374,782	0.56	824.59	21.21	38.88	0.02
	3	3,052	62,823	2,528,178	402,666	2,682,831	6	7,445,589	405,727	0.41	828.37	20.58	40.24	0.02
	4	4,825	87,773	3,833,602	645,273	4,061,131	5	7,402,771	596,538	0.65	794.53	18.19	43.68	0.01
	5	3,971	74,117	3,118,992	471,536	3,315,691	6	7,488,839	619,022	0.53	785.44	18.66	42.08	0.02
	6	3,654	69,013	2,874,179	437,438	3,046,102	3	7,537,315	601,390	0.48	786.58	18.89	41.65	0.01
	7	3,640	67,166	2,791,703	485,261	2,965,371	6	7,573,156	622,456	0.48	766.95	18.45	41.56	0.02
	8	3,463	62,666	2,602,539	436,926	2,774,843	3	7,550,618	625,584	0.46	751.53	18.10	41.53	0.01
	9	3,482	64,704	2,659,767	435,002	2,829,531	6	7,621,278	606,815	0.46	763.86	18.58	41.11	0.02
	10	3,640	65,678	2,687,700	437,265	2,861,014	5	7,628,124	630,855	0.48	738.38	18.04	40.92	0.02
	11	3,243	57,464	2,400,813	383,916	2,551,950	2	7,623,744	611,769	0.43	740.31	17.72	41.78	0.01
	12	3,346	59,294	2,434,068	402,958	2,587,492	4	7,655,280	635,107	0.44	727.46	17.72	41.05	0.02
2009	1	4,755	92,968	3,758,801	570,202	3,980,013	10	7,665,400	579,888	0.62	790.49	19.55	40.43	0.03
	2	4,322	81,645	3,313,991	503,898	3,513,776	6	6,900,321	520,505	0.63	766.77	18.89	40.59	0.02
	3	3,809	69,279	2,868,420	429,353	3,043,899	7	6,877,177	574,633	0.55	753.06	18.19	41.40	0.02
	4	3,675	63,126	2,730,740	422,432	2,896,985	0	7,369,111	594,187	0.50	743.06	17.18	43.26	0.00
	5	3,298	58,349	2,443,247	370,287	2,593,353	3	7,430,413	612,891	0.44	740.83	17.69	41.87	0.01
	6	3,294	56,525	2,436,664	366,529	2,585,004	2	7,442,371	594,359	0.44	739.73	17.16	43.11	0.01
	7	3,067	54,467	2,280,068	354,949	2,416,624	4	7,443,161	612,975	0.41	743.42	17.76	41.86	0.02
	8	2,970	52,938	2,147,366	315,438	2,281,758	4	7,395,131	612,545	0.40	723.02	17.82	40.56	0.02
	9	2,884	49,873	2,070,302	333,200	2,200,982	3	7,431,751	592,617	0.39	717.86	17.29	41.51	0.01
	10	2,815	47,919	2,025,186	324,116	2,151,083	2	7,423,461	613,990	0.38	719.43	17.02	42.26	0.01
	11	2,492	42,929	1,739,740	271,205	1,850,720	6	7,398,182	594,533	0.34	698.13	17.23	40.53	0.03

**Table 4A: Summary of Alendronate Use and Subsequent Events in the MSDD between January 1, 2006 and December 31, 2013, by Drug Use and Year-Month**

Year	Month	Users	Dispensings	Days Supplied	Amount Supplied	Days at Risk	Episodes w/ Events	Eligible Members	Member-Years	Users / 1K Eligible Members	Days Supplied/ User	Dispensings / User	Days Supplied/ Dispensing	Episodes w/ Events / 10K Days at Risk
2010	12	2,597	44,365	1,836,167	277,846	1,944,469	4	7,422,537	615,989	0.35	707.03	17.08	41.39	0.02
2010	1	2,626	46,021	1,923,603	291,520	2,038,251	1	7,418,954	560,968	0.35	732.52	17.53	41.80	0.00
2010	2	2,302	40,970	1,688,106	249,721	1,787,462	3	6,662,972	503,407	0.35	733.32	17.80	41.20	0.02
2010	3	2,324	40,691	1,686,807	254,866	1,790,739	2	6,644,071	556,368	0.35	725.82	17.51	41.45	0.01
2010	4	2,522	40,967	1,799,712	267,799	1,908,668	5	7,225,204	584,753	0.35	713.61	16.24	43.93	0.03
2010	5	2,467	40,817	1,763,623	260,452	1,869,162	2	7,305,943	605,521	0.34	714.89	16.55	43.21	0.01
2010	6	2,423	39,702	1,722,131	260,491	1,827,277	0	7,344,170	587,341	0.33	710.74	16.39	43.38	0.00
2010	7	2,236	36,683	1,578,623	236,443	1,671,030	3	7,345,145	604,840	0.30	706.00	16.41	43.03	0.02
2010	8	2,318	37,684	1,628,866	244,339	1,720,687	1	7,286,672	604,747	0.32	702.70	16.26	43.22	0.01
2010	9	2,087	33,625	1,422,211	216,242	1,509,843	0	7,322,190	585,357	0.29	681.46	16.11	42.30	0.00
2010	10	2,060	33,536	1,433,649	217,214	1,519,027	0	7,316,002	607,070	0.28	695.95	16.28	42.75	0.00
2010	11	1,998	32,686	1,362,156	200,318	1,445,381	1	7,311,539	588,048	0.27	681.76	16.36	41.67	0.01
2010	12	1,835	29,925	1,241,651	183,587	1,315,936	3	7,335,903	609,686	0.25	676.65	16.31	41.49	0.02
2011	1	2,144	35,090	1,503,334	224,121	1,587,882	3	7,337,241	559,164	0.29	701.18	16.37	42.84	0.02
2011	2	1,891	31,672	1,309,391	196,009	1,388,734	1	6,643,885	502,749	0.28	692.43	16.75	41.34	0.01
2011	3	2,059	33,476	1,426,042	208,386	1,506,093	4	6,641,746	555,829	0.31	692.59	16.26	42.60	0.03
2011	4	2,262	34,330	1,521,601	225,832	1,608,699	4	7,164,483	580,302	0.32	672.68	15.18	44.32	0.02
2011	5	2,106	32,050	1,389,338	214,394	1,470,288	1	7,220,156	599,745	0.29	659.70	15.22	43.35	0.01
2011	6	1,979	29,108	1,282,375	192,663	1,357,228	1	7,226,656	580,390	0.27	647.99	14.71	44.06	0.01
2011	7	1,803	26,978	1,174,627	173,179	1,243,360	3	7,228,795	595,328	0.25	651.48	14.96	43.54	0.02
2011	8	1,962	28,723	1,251,912	183,936	1,324,142	0	7,174,308	595,778	0.27	638.08	14.64	43.59	0.00
2011	9	1,753	26,276	1,100,234	160,826	1,168,351	1	7,231,510	577,242	0.24	627.63	14.99	41.87	0.01
2011	10	1,701	24,406	1,061,447	158,425	1,124,119	2	7,233,030	600,290	0.24	624.01	14.35	43.49	0.02
2011	11	1,683	24,060	1,021,216	150,082	1,083,051	2	7,238,087	581,790	0.23	606.78	14.30	42.44	0.02
2011	12	1,641	23,123	968,460	144,654	1,029,399	2	7,269,157	603,457	0.23	590.16	14.09	41.88	0.02
2012	1	1,893	26,868	1,145,933	167,470	1,215,417	0	7,278,295	567,790	0.26	605.35	14.19	42.65	0.00
2012	2	1,672	23,716	1,007,895	149,265	1,066,640	0	6,796,062	527,493	0.25	602.81	14.18	42.50	0.00
2012	3	1,639	22,280	954,609	139,316	1,012,076	1	7,312,923	564,528	0.22	582.43	13.59	42.85	0.01
2012	4	1,801	23,144	1,025,415	153,027	1,084,714	1	7,250,199	587,155	0.25	569.36	12.85	44.31	0.01
2012	5	1,692	21,076	931,655	139,397	984,164	2	7,309,547	607,205	0.23	550.62	12.46	44.20	0.02
2012	6	1,614	19,689	872,112	130,555	922,836	1	7,317,748	587,883	0.22	540.34	12.20	44.29	0.01
2012	7	1,405	16,437	722,024	109,413	767,198	0	7,320,935	605,542	0.19	513.90	11.70	43.93	0.00
2012	8	1,654	18,680	821,262	124,127	872,308	2	7,297,806	606,180	0.23	496.53	11.29	43.96	0.02
2012	9	1,433	15,927	687,185	101,488	731,339	0	7,367,951	587,034	0.19	479.54	11.11	43.15	0.00
2012	10	1,710	17,874	784,215	117,187	832,069	0	7,363,709	611,456	0.23	458.61	10.45	43.87	0.00

**Table 4A: Summary of Alendronate Use and Subsequent Events in the MSDD between January 1, 2006 and December 31, 2013, by Drug Use and Year-Month**

Year	Month	Users	Dispensings	Days Supplied	Amount Supplied	Days at Risk	Episodes w/ Events	Eligible Members	Member-Years	Users / 1K Eligible Members	Days Supplied/ User	Dispensings / User	Days Supplied/ Dispensing	Episodes w/ Events / 10K Days at Risk
2013	11	1,567	16,147	687,526	100,839	729,648	1	7,368,228	592,135	0.21	438.75	10.30	42.58	0.01
	12	1,521	14,662	633,914	94,094	672,410	1	7,383,762	611,903	0.21	416.77	9.64	43.24	0.01
	1	1,591	14,528	635,287	94,342	672,894	1	7,351,426	525,593	0.22	399.30	9.13	43.73	0.01
	2	674	7,186	281,689	41,286	300,728	0	6,224,504	346,768	0.11	417.94	10.66	39.20	0.00
	3	657	6,986	262,073	39,031	279,565	0	4,524,242	377,558	0.15	398.89	10.63	37.51	0.00
	4	707	6,843	267,264	40,063	284,879	0	4,792,657	386,323	0.15	378.03	9.68	39.06	0.00
	5	298	2,808	113,688	16,480	121,186	0	4,754,719	167,650	0.06	381.50	9.42	40.49	0.00
	6	257	2,326	91,075	13,742	97,537	0	1,941,702	154,618	0.13	354.38	9.05	39.16	0.00
	7	16	121	5,586	945	5,840	0	1,909,489	5,228	0.01	349.13	7.56	46.17	0.00
	8	0	0	0	0	0	0	0	0	---	---	---	---	---
	9	0	0	0	0	0	0	0	0	---	---	---	---	---
	10	0	0	0	0	0	0	0	0	---	---	---	---	---
11	0	0	0	0	0	0	0	0	---	---	---	---	---	
12	0	0	0	0	0	0	0	0	---	---	---	---	---	
<b>Alendronate and Osteonecrosis of Jaw; Exposure Extension Period= 0; Minimum Episode Duration=730</b>														
2006	1	46	1,367	58,532	26,306	61,162	0	152,376	11,887	0.30	1,272.43	29.72	42.82	0.00
	2	34	982	41,129	5,864	43,295	0	141,629	10,747	0.24	1,209.68	28.88	41.88	0.00
	3	36	1,220	42,988	6,420	45,855	0	142,795	11,945	0.25	1,194.11	33.89	35.24	0.00
	4	1,148	34,117	1,413,187	284,365	1,491,670	1	3,008,174	244,042	0.38	1,231.00	29.72	41.42	0.01
	5	924	28,259	1,146,205	186,264	1,204,023	1	3,064,851	253,901	0.30	1,240.48	30.58	40.56	0.01
	6	912	27,975	1,108,220	237,570	1,170,098	1	3,083,951	246,890	0.30	1,215.15	30.67	39.61	0.01
	7	815	24,823	993,224	159,391	1,049,418	2	3,105,244	256,136	0.26	1,218.68	30.46	40.01	0.02
	8	929	27,678	1,091,871	181,505	1,159,856	0	3,122,656	258,245	0.30	1,175.32	29.79	39.45	0.00
	9	836	25,551	976,399	183,957	1,034,583	0	3,151,634	252,446	0.27	1,167.94	30.56	38.21	0.00
	10	868	25,848	1,029,689	178,417	1,094,418	0	3,158,418	262,873	0.27	1,186.28	29.78	39.84	0.00
	11	811	23,865	935,387	179,012	991,783	1	3,165,127	254,991	0.26	1,153.37	29.43	39.19	0.01
	12	691	21,008	811,337	131,304	857,678	0	3,178,253	264,491	0.22	1,174.15	30.40	38.62	0.00
2007	1	918	28,656	1,096,332	215,506	1,164,763	1	3,184,628	248,566	0.29	1,194.26	31.22	38.26	0.01
	2	760	23,196	909,916	152,354	962,295	2	2,954,112	223,179	0.26	1,197.26	30.52	39.23	0.02
	3	752	22,491	887,317	146,869	939,991	0	2,945,487	246,315	0.26	1,179.94	29.91	39.45	0.00
	4	762	22,975	896,976	159,892	951,305	0	3,090,942	249,873	0.25	1,177.13	30.15	39.04	0.00
	5	762	22,409	888,070	162,787	937,503	0	3,115,196	258,810	0.24	1,165.45	29.41	39.63	0.00
	6	680	19,674	794,701	117,662	838,080	2	3,125,806	250,803	0.22	1,168.68	28.93	40.39	0.02
	7	679	18,993	782,672	141,879	827,575	2	3,132,050	259,065	0.22	1,152.68	27.97	41.21	0.02
	8	740	21,489	857,923	134,317	909,971	0	4,074,568	264,764	0.18	1,159.36	29.04	39.92	0.00

**Table 4A: Summary of Alendronate Use and Subsequent Events in the MSDD between January 1, 2006 and December 31, 2013, by Drug Use and Year-Month**

Year	Month	Users	Dispensings	Days Supplied	Amount Supplied	Days at Risk	Episodes w/ Events	Eligible Members	Member-Years	Users / 1K Eligible Members	Days Supplied/ User	Dispensings / User	Days Supplied/ Dispensing	Episodes w/ Events / 10K Days at Risk
2008	9	1,003	29,234	1,181,097	175,959	1,246,795	1	4,106,117	329,601	0.24	1,177.56	29.15	40.40	0.01
	10	1,126	33,070	1,282,050	196,942	1,358,068	0	4,109,886	341,732	0.27	1,138.59	29.37	38.77	0.00
	11	1,076	31,231	1,234,925	211,980	1,304,507	1	4,110,578	330,954	0.26	1,147.70	29.03	39.54	0.01
	12	1,100	32,981	1,281,761	204,469	1,352,067	1	4,123,207	343,504	0.27	1,165.24	29.98	38.86	0.01
	1	1,597	45,716	1,849,063	280,809	1,950,405	3	4,132,873	323,755	0.39	1,157.84	28.63	40.45	0.02
	2	1,427	42,130	1,665,087	264,286	1,758,716	4	3,867,464	301,096	0.37	1,166.84	29.52	39.52	0.02
	3	1,604	45,110	1,858,057	298,464	1,952,164	3	5,750,949	325,961	0.28	1,158.39	28.12	41.19	0.02
	4	2,298	58,595	2,619,191	438,465	2,748,230	0	5,725,512	462,192	0.40	1,139.77	25.50	44.70	0.00
	5	1,784	48,603	2,067,376	309,433	2,170,892	3	5,784,367	477,763	0.31	1,158.84	27.24	42.54	0.01
	6	1,710	46,406	1,951,380	298,064	2,049,458	1	5,800,338	463,784	0.29	1,141.16	27.14	42.05	0.00
	7	1,673	44,185	1,875,401	330,408	1,970,864	4	5,824,632	479,554	0.29	1,120.98	26.41	42.44	0.02
	8	1,523	40,682	1,701,467	282,208	1,795,679	2	5,802,080	481,014	0.26	1,117.18	26.71	41.82	0.01
2009	9	1,577	43,134	1,788,018	279,896	1,880,924	2	5,840,764	466,371	0.27	1,133.81	27.35	41.45	0.01
	10	1,557	42,007	1,741,849	271,573	1,835,085	3	5,842,960	484,182	0.27	1,118.72	26.98	41.47	0.02
	11	1,398	36,960	1,564,231	241,355	1,643,872	0	5,834,793	469,413	0.24	1,118.91	26.44	42.32	0.00
	12	1,462	38,338	1,609,547	263,855	1,691,707	1	5,857,056	487,065	0.25	1,100.92	26.22	41.98	0.01
	1	2,204	62,756	2,545,002	386,523	2,667,949	7	5,864,889	446,710	0.38	1,154.72	28.47	40.55	0.03
	2	1,916	52,593	2,177,992	335,823	2,282,310	5	5,310,859	401,690	0.36	1,136.74	27.45	41.41	0.02
	3	1,632	44,549	1,855,235	279,759	1,948,597	3	5,303,053	444,577	0.31	1,136.79	27.30	41.64	0.02
	4	1,563	39,881	1,757,298	260,401	1,848,247	0	5,658,533	458,602	0.28	1,124.31	25.52	44.06	0.00
	5	1,411	37,872	1,589,335	242,363	1,669,170	3	5,722,627	475,091	0.25	1,126.39	26.84	41.97	0.02
	6	1,441	36,112	1,592,720	236,691	1,672,365	2	5,756,461	461,334	0.25	1,105.29	25.06	44.11	0.01
	7	1,348	35,167	1,498,750	223,737	1,572,031	3	5,762,110	475,279	0.23	1,111.83	26.09	42.62	0.02
	8	1,264	33,669	1,380,737	202,190	1,451,920	0	5,718,148	475,602	0.22	1,092.36	26.64	41.01	0.00
2010	9	1,254	31,840	1,345,870	200,878	1,415,938	1	5,756,053	460,543	0.22	1,073.26	25.39	42.27	0.01
	10	1,218	30,567	1,324,301	200,274	1,390,449	1	5,755,451	478,369	0.21	1,087.28	25.10	43.32	0.01
	11	1,056	27,281	1,124,708	171,409	1,183,284	3	5,751,431	463,696	0.18	1,065.06	25.83	41.23	0.03
	12	1,145	29,437	1,227,404	179,872	1,288,384	1	5,776,366	480,457	0.20	1,071.97	25.71	41.70	0.01
	1	1,170	29,766	1,260,346	189,771	1,322,001	0	5,776,319	442,822	0.20	1,077.22	25.44	42.34	0.00
	2	1,051	26,986	1,123,083	163,297	1,178,432	2	5,256,527	398,098	0.20	1,068.59	25.68	41.62	0.02
	3	1,036	26,334	1,099,562	159,202	1,156,047	2	5,249,000	439,665	0.20	1,061.35	25.42	41.75	0.02
	4	1,102	26,095	1,164,893	170,739	1,223,725	1	5,687,244	461,235	0.19	1,057.07	23.68	44.64	0.01
	5	1,127	26,696	1,167,075	174,134	1,224,670	2	5,750,394	477,633	0.20	1,035.56	23.69	43.72	0.02
	6	1,119	26,411	1,160,561	175,989	1,221,226	0	5,779,705	463,334	0.19	1,037.14	23.60	43.94	0.00
	7	1,007	24,175	1,044,498	156,414	1,096,551	2	5,779,920	477,169	0.17	1,037.24	24.01	43.21	0.02

**Table 4A: Summary of Alendronate Use and Subsequent Events in the MSDD between January 1, 2006 and December 31, 2013, by Drug Use and Year-Month**

Year	Month	Users	Dispensings	Days Supplied	Amount Supplied	Days at Risk	Episodes w/ Events	Eligible Members	Member-Years	Users / 1K Eligible Members	Days Supplied/ User	Dispensings / User	Days Supplied/ Dispensing	Episodes w/ Events / 10K Days at Risk
2011	8	1,027	24,051	1,060,962	159,679	1,108,438	1	5,731,439	477,309	0.18	1,033.07	23.42	44.11	0.01
	9	909	21,357	913,577	138,812	960,210	0	5,761,815	462,069	0.16	1,005.04	23.50	42.78	0.00
	10	996	22,811	996,221	149,514	1,046,932	0	5,756,837	479,245	0.17	1,000.22	22.90	43.67	0.00
	11	923	21,975	911,393	136,637	961,226	0	5,756,770	463,907	0.16	987.42	23.81	41.47	0.00
	12	878	20,317	852,618	127,350	895,649	1	5,769,543	480,803	0.15	971.09	23.14	41.97	0.01
	1	1,008	23,323	996,324	149,967	1,043,111	3	5,772,306	454,972	0.17	988.42	23.14	42.72	0.03
	2	883	20,950	861,071	129,942	907,082	0	5,392,868	407,964	0.16	975.17	23.73	41.10	0.00
	3	987	22,113	946,022	137,598	990,099	1	5,379,566	451,122	0.18	958.48	22.40	42.78	0.01
	4	1,016	21,829	953,253	140,490	1,000,039	4	5,776,045	468,545	0.18	938.24	21.49	43.67	0.04
	5	959	20,147	885,468	133,706	928,963	0	5,817,133	484,692	0.16	923.32	21.01	43.95	0.00
	6	904	18,273	812,807	121,282	854,921	1	5,826,021	469,196	0.16	899.12	20.21	44.48	0.01
	7	865	17,110	760,609	110,052	798,846	3	5,828,193	483,467	0.15	879.32	19.78	44.45	0.04
8	949	18,801	812,434	120,125	852,766	1	5,813,191	484,019	0.16	856.09	19.81	43.21	0.01	
9	853	17,111	717,501	104,434	753,387	1	5,858,312	468,910	0.15	841.15	20.06	41.93	0.01	
10	825	15,182	675,095	102,284	708,152	2	5,859,211	487,518	0.14	818.30	18.40	44.47	0.03	
11	847	15,864	667,874	98,876	704,193	0	5,861,183	472,350	0.14	788.52	18.73	42.10	0.00	
12	805	14,926	617,571	91,198	650,479	0	5,884,748	488,075	0.14	767.17	18.54	41.38	0.00	
2012	1	907	15,832	679,955	101,339	714,693	0	5,865,313	424,061	0.15	749.67	17.46	42.95	0.00
	2	491	9,321	376,737	55,418	395,406	0	5,018,809	293,603	0.10	767.29	18.98	40.42	0.00
	3	413	7,818	308,932	44,704	325,682	0	3,895,233	305,209	0.11	748.02	18.93	39.52	0.00
	4	379	6,637	275,648	39,327	290,356	0	3,853,989	310,956	0.10	727.30	17.51	41.53	0.00
	5	131	2,221	95,958	14,187	100,800	0	3,837,923	127,096	0.03	732.50	16.95	43.20	0.00
	6	120	2,103	84,606	12,021	89,517	0	1,460,126	116,789	0.08	705.05	17.53	40.23	0.00
	7	1	9	715	102	730	0	1,438,496	3,938	0.00	715.00	9.00	79.44	0.00
	8	0	0	0	0	0	0	0	0	---	---	---	---	---
	9	0	0	0	0	0	0	0	0	---	---	---	---	---
	10	0	0	0	0	0	0	0	0	---	---	---	---	---
	11	0	0	0	0	0	0	0	0	---	---	---	---	---
	12	0	0	0	0	0	0	0	0	---	---	---	---	---
2013	1	0	0	0	0	0	0	0	0	---	---	---	---	---
	2	0	0	0	0	0	0	0	0	---	---	---	---	---
	3	0	0	0	0	0	0	0	0	---	---	---	---	---
	4	0	0	0	0	0	0	0	0	---	---	---	---	---
	5	0	0	0	0	0	0	0	0	---	---	---	---	---
	6	0	0	0	0	0	0	0	0	---	---	---	---	---

**Table 4A: Summary of Alendronate Use and Subsequent Events in the MSDD between January 1, 2006 and December 31, 2013, by Drug Use and Year-Month**

Year	Month	Users	Dispensings	Days Supplied	Amount Supplied	Days at Risk	Episodes w/ Events	Eligible Members	Member-Years	Users / 1K Eligible Members	Days Supplied/ User	Dispensings / User	Days Supplied/ Dispensing	Episodes w/ Events / 10K Days at Risk	
	7	0	0	0	0	0	0	0	0	---	---	---	---	---	
	8	0	0	0	0	0	0	0	0	---	---	---	---	---	
	9	0	0	0	0	0	0	0	0	---	---	---	---	---	
	10	0	0	0	0	0	0	0	0	---	---	---	---	---	
	11	0	0	0	0	0	0	0	0	---	---	---	---	---	
	12	0	0	0	0	0	0	0	0	---	---	---	---	---	
<b>Alendronate and Osteonecrosis of Jaw; Exposure Extension Period= 0; Minimum Episode Duration=1096</b>															
2006	1	28	1,010	43,227	24,125	44,780	0	124,964	10,135	0.22	1,543.82	36.07	42.80	0.00	
	2	17	662	27,450	3,914	28,706	0	120,771	9,177	0.14	1,614.71	38.94	41.47	0.00	
	3	22	952	31,846	4,832	33,651	0	121,685	10,194	0.18	1,447.55	43.27	33.45	0.00	
	4	600	22,674	949,450	206,635	992,827	0	2,438,562	197,180	0.25	1,582.42	37.79	41.87	0.00	
	5	489	19,178	783,726	120,598	816,663	1	2,473,198	205,152	0.20	1,602.71	39.22	40.87	0.01	
	6	483	18,812	753,159	171,813	787,989	1	2,488,451	199,415	0.19	1,559.34	38.95	40.04	0.01	
	7	441	17,110	683,210	104,189	716,328	2	2,504,643	206,491	0.18	1,549.23	38.80	39.93	0.03	
	8	481	18,083	723,580	124,835	763,827	0	2,515,275	208,032	0.19	1,504.32	37.59	40.01	0.00	
	9	405	16,058	626,384	97,541	656,853	0	2,536,534	203,257	0.16	1,546.63	39.65	39.01	0.00	
	10	460	17,287	701,735	122,435	739,884	0	2,539,243	211,449	0.18	1,525.51	37.58	40.59	0.00	
	11	428	15,707	627,303	117,516	659,077	1	2,542,315	204,905	0.17	1,465.66	36.70	39.94	0.02	
	12	364	13,843	548,133	88,903	575,037	0	2,551,783	212,663	0.14	1,505.86	38.03	39.60	0.00	
2007	1	501	19,545	752,505	146,594	793,635	1	2,557,857	201,945	0.20	1,502.01	39.01	38.50	0.01	
	2	413	15,726	620,287	91,124	652,134	2	2,404,073	182,076	0.17	1,501.91	38.08	39.44	0.03	
	3	408	14,984	603,424	98,876	634,164	0	2,403,396	201,462	0.17	1,478.98	36.73	40.27	0.00	
	4	393	14,876	584,746	113,935	615,398	0	2,512,692	203,568	0.16	1,487.90	37.85	39.31	0.00	
	5	374	13,829	560,982	105,884	586,353	0	2,535,604	211,270	0.15	1,499.95	36.98	40.57	0.00	
	6	346	12,685	513,077	74,587	537,907	2	2,549,839	204,739	0.14	1,482.88	36.66	40.45	0.04	
	7	326	11,355	490,127	99,745	511,955	1	2,554,134	211,550	0.13	1,503.46	34.83	43.16	0.02	
	8	385	13,907	566,624	83,339	595,809	0	3,315,252	216,256	0.12	1,471.75	36.12	40.74	0.00	
	9	517	18,833	775,413	117,144	812,358	0	3,340,768	268,294	0.15	1,499.83	36.43	41.17	0.00	
	10	539	20,387	795,300	118,653	835,005	0	3,341,027	278,129	0.16	1,475.51	37.82	39.01	0.00	
	11	536	19,734	788,827	131,660	826,022	1	3,342,436	269,504	0.16	1,471.69	36.82	39.97	0.01	
	12	569	21,836	849,252	124,105	889,090	1	3,353,757	279,704	0.17	1,492.53	38.38	38.89	0.01	
2008	1	775	28,014	1,155,878	169,589	1,208,800	3	3,361,048	264,170	0.23	1,491.46	36.15	41.26	0.02	
	2	701	26,613	1,062,479	154,545	1,112,660	2	3,160,627	246,535	0.22	1,515.66	37.96	39.92	0.02	
	3	790	28,668	1,175,746	173,200	1,226,513	1	4,470,893	267,040	0.18	1,488.29	36.29	41.01	0.01	
	4	1,063	35,920	1,583,525	253,327	1,651,238	0	4,437,879	363,597	0.24	1,489.68	33.79	44.08	0.00	

**Table 4A: Summary of Alendronate Use and Subsequent Events in the MSDD between January 1, 2006 and December 31, 2013, by Drug Use and Year-Month**

Year	Month	Users	Dispensings	Days Supplied	Amount Supplied	Days at Risk	Episodes w/ Events	Eligible Members	Member-Years	Users / 1K Eligible Members	Days Supplied/ User	Dispensings / User	Days Supplied/ Dispensing	Episodes w/ Events / 10K Days at Risk
	5	878	30,767	1,305,520	194,769	1,361,640	2	4,505,624	377,547	0.19	1,486.92	35.04	42.43	0.01
	6	792	28,193	1,175,817	172,653	1,226,147	1	4,534,857	366,892	0.17	1,484.62	35.60	41.71	0.01
	7	756	25,792	1,108,927	164,831	1,155,009	3	4,528,212	378,979	0.17	1,466.83	34.12	42.99	0.03
	8	722	24,756	1,039,439	152,918	1,089,925	1	4,540,697	381,299	0.16	1,439.67	34.29	41.99	0.01
	9	751	26,686	1,103,957	167,490	1,154,007	1	4,569,913	369,727	0.16	1,469.98	35.53	41.37	0.01
	10	747	25,883	1,087,415	162,089	1,136,355	3	4,573,363	384,277	0.16	1,455.71	34.65	42.01	0.03
	11	658	22,228	957,900	143,923	1,000,637	0	4,587,776	372,793	0.14	1,455.78	33.78	43.09	0.00
	12	674	22,650	967,836	143,600	1,008,101	1	4,608,200	386,734	0.15	1,435.96	33.61	42.73	0.01
2009	1	1,084	39,167	1,594,925	233,512	1,661,300	4	4,249,071	357,155	0.26	1,471.33	36.13	40.72	0.02
	2	899	30,918	1,314,041	194,603	1,368,475	5	4,216,084	322,464	0.21	1,461.67	34.39	42.50	0.04
	3	797	27,402	1,150,968	170,507	1,200,720	1	4,255,221	356,516	0.19	1,444.13	34.38	42.00	0.01
	4	743	23,897	1,066,502	161,546	1,115,060	0	4,508,056	365,886	0.16	1,435.40	32.16	44.63	0.00
	5	702	23,655	998,897	145,142	1,041,823	1	4,559,276	378,930	0.15	1,422.93	33.70	42.23	0.01
	6	688	21,353	971,638	142,943	1,010,274	2	4,585,519	367,851	0.15	1,412.26	31.04	45.50	0.02
	7	649	21,220	920,318	139,770	959,401	2	4,587,798	378,590	0.14	1,418.06	32.70	43.37	0.02
	8	591	20,093	826,002	119,959	863,168	0	4,547,794	378,996	0.13	1,397.63	34.00	41.11	0.00
	9	574	18,574	790,408	117,800	824,729	1	4,581,026	367,036	0.13	1,377.02	32.36	42.55	0.01
	10	587	18,538	807,018	123,356	841,902	0	4,580,318	381,429	0.13	1,374.82	31.58	43.53	0.00
	11	491	16,118	665,464	98,256	695,778	0	4,579,877	369,589	0.11	1,355.32	32.83	41.29	0.00
	12	565	18,116	756,391	108,741	789,098	1	4,596,944	382,894	0.12	1,338.75	32.06	41.75	0.01
2010	1	554	17,387	740,032	110,829	771,943	0	4,596,277	364,540	0.12	1,335.80	31.38	42.56	0.00
	2	495	16,008	660,157	95,131	685,824	2	4,327,057	327,371	0.11	1,333.65	32.34	41.24	0.03
	3	504	15,685	663,097	95,523	691,758	1	4,312,238	361,791	0.12	1,315.67	31.12	42.28	0.01
	4	526	15,150	684,032	101,950	714,486	0	4,661,789	378,340	0.11	1,300.44	28.80	45.15	0.00
	5	523	15,251	668,920	101,100	697,723	0	4,711,104	392,085	0.11	1,279.01	29.16	43.86	0.00
	6	556	15,839	696,953	105,909	729,781	0	4,739,221	380,543	0.12	1,253.51	28.49	44.00	0.00
	7	529	15,340	657,062	98,851	684,820	2	4,742,655	393,833	0.11	1,242.08	29.00	42.83	0.03
	8	525	14,400	645,064	96,622	668,536	1	4,725,793	394,323	0.11	1,228.69	27.43	44.80	0.01
	9	465	13,019	556,449	85,552	580,980	0	4,751,648	381,637	0.10	1,196.66	28.00	42.74	0.00
	10	512	13,891	601,849	92,641	628,701	0	4,748,675	395,938	0.11	1,175.49	27.13	43.33	0.00
	11	498	13,702	570,380	86,326	598,777	0	4,748,931	383,323	0.10	1,145.34	27.51	41.63	0.00
	12	456	12,101	513,559	76,514	535,674	1	4,759,350	396,116	0.10	1,126.23	26.54	42.44	0.02
2011	1	554	14,277	614,088	92,037	639,254	2	4,742,321	343,906	0.12	1,108.46	25.77	43.01	0.03
	2	260	7,299	295,988	48,399	309,011	0	4,067,026	230,802	0.06	1,138.42	28.07	40.55	0.00
	3	242	6,815	270,200	38,419	281,518	0	3,004,949	251,222	0.08	1,116.53	28.16	39.65	0.00



**Table 4A: Summary of Alendronate Use and Subsequent Events in the MSDD between January 1, 2006 and December 31, 2013, by Drug Use and Year-Month**

Year	Month	Users	Dispensings	Days Supplied	Amount Supplied	Days at Risk	Episodes w/ Events	Eligible Members	Member-Years	Users / 1K Eligible Members	Days Supplied/ User	Dispensings / User	Days Supplied/ Dispensing	Episodes w/ Events / 10K Days at Risk
2012	4	249	6,390	268,782	38,238	281,219	0	3,135,820	253,180	0.08	1,079.45	25.66	42.06	0.00
	5	78	2,182	85,004	12,925	88,821	0	3,104,279	97,942	0.03	1,089.79	27.97	38.96	0.00
	6	84	2,041	88,777	13,542	93,221	0	1,112,089	89,192	0.08	1,056.87	24.30	43.50	0.00
	7	3	66	3,272	443	3,288	0	1,096,216	3,001	0.00	1,090.67	22.00	49.58	0.00
	8	0	0	0	0	0	0	0	0	---	---	---	---	---
	9	0	0	0	0	0	0	0	0	---	---	---	---	---
	10	0	0	0	0	0	0	0	0	---	---	---	---	---
	11	0	0	0	0	0	0	0	0	---	---	---	---	---
	12	0	0	0	0	0	0	0	0	---	---	---	---	---
	1	0	0	0	0	0	0	0	0	---	---	---	---	---
	2	0	0	0	0	0	0	0	0	---	---	---	---	---
	3	0	0	0	0	0	0	0	0	---	---	---	---	---
2013	4	0	0	0	0	0	0	0	0	---	---	---	---	---
	5	0	0	0	0	0	0	0	0	---	---	---	---	---
	6	0	0	0	0	0	0	0	0	---	---	---	---	---
	7	0	0	0	0	0	0	0	0	---	---	---	---	---
	8	0	0	0	0	0	0	0	0	---	---	---	---	---
	9	0	0	0	0	0	0	0	0	---	---	---	---	---
	10	0	0	0	0	0	0	0	0	---	---	---	---	---
	11	0	0	0	0	0	0	0	0	---	---	---	---	---
	12	0	0	0	0	0	0	0	0	---	---	---	---	---
	1	0	0	0	0	0	0	0	0	---	---	---	---	---
	2	0	0	0	0	0	0	0	0	---	---	---	---	---
	3	0	0	0	0	0	0	0	0	---	---	---	---	---
<b>Alendronate and Osteonecrosis of Jaw; Exposure Extension Period= 0; Minimum Episode Duration=1461</b>														
2006	1	16	676	28,746	22,058	29,632	0	109,165	8,830	0.15	1,796.63	42.25	42.52	0.00

**Table 4A: Summary of Alendronate Use and Subsequent Events in the MSDD between January 1, 2006 and December 31, 2013, by Drug Use and Year-Month**

Year	Month	Users	Dispensings	Days Supplied	Amount Supplied	Days at Risk	Episodes w/ Events	Eligible Members	Member-Years	Users / 1K Eligible Members	Days Supplied/ User	Dispensings / User	Days Supplied/ Dispensing	Episodes w/ Events / 10K Days at Risk
	2	10	495	19,749	2,818	20,343	0	105,101	7,995	0.10	1,974.90	49.50	39.90	0.00
	3	8	445	15,269	2,176	16,235	0	105,947	8,905	0.08	1,908.63	55.63	34.31	0.00
	4	359	15,366	656,487	153,606	683,022	0	2,010,092	162,941	0.18	1,828.65	42.80	42.72	0.00
	5	295	13,238	549,562	84,847	568,713	1	2,042,548	169,881	0.14	1,862.92	44.87	41.51	0.02
	6	257	11,872	482,294	110,018	501,263	1	2,059,194	165,103	0.12	1,876.63	46.19	40.62	0.02
	7	256	11,557	461,938	69,258	480,840	1	2,072,636	170,951	0.12	1,804.45	45.14	39.97	0.02
	8	239	10,689	437,020	82,879	459,349	0	2,081,871	172,240	0.11	1,828.54	44.72	40.89	0.00
	9	217	10,090	401,994	60,721	419,170	0	2,099,643	168,302	0.10	1,852.51	46.50	39.84	0.00
	10	255	11,120	459,005	72,754	481,067	0	2,100,969	174,882	0.12	1,800.02	43.61	41.28	0.00
	11	212	9,209	372,497	67,701	388,770	0	2,099,577	169,549	0.10	1,757.06	43.44	40.45	0.00
	12	183	8,261	338,758	56,894	351,572	0	2,108,178	175,869	0.09	1,851.14	45.14	41.01	0.00
2007	1	256	12,021	463,403	103,030	485,515	1	2,112,836	168,345	0.12	1,810.17	46.96	38.55	0.02
	2	211	9,622	379,125	55,406	396,589	2	2,002,982	151,931	0.11	1,796.80	45.60	39.40	0.05
	3	195	8,711	351,706	57,256	367,611	0	2,004,712	168,232	0.10	1,803.62	44.67	40.37	0.00
	4	186	8,583	337,056	56,321	352,169	0	2,091,455	169,811	0.09	1,812.13	46.15	39.27	0.00
	5	193	8,592	345,189	53,808	359,243	0	2,108,996	175,954	0.09	1,788.54	44.52	40.18	0.00
	6	167	7,325	298,389	42,486	311,603	0	2,121,112	170,747	0.08	1,786.76	43.86	40.74	0.00
	7	164	6,563	292,826	43,076	303,900	0	2,127,695	175,775	0.08	1,785.52	40.02	44.62	0.00
	8	195	8,382	341,536	50,099	356,875	0	2,749,228	179,756	0.07	1,751.47	42.98	40.75	0.00
	9	264	11,442	478,187	71,008	497,524	0	2,770,675	222,851	0.10	1,811.31	43.34	41.79	0.00
	10	264	12,122	470,971	69,663	492,489	0	2,772,352	231,396	0.10	1,783.98	45.92	38.85	0.00
	11	254	11,244	458,597	66,653	476,596	0	2,778,919	224,266	0.09	1,805.50	44.27	40.79	0.00
	12	294	13,697	523,972	77,825	546,571	0	2,787,012	232,630	0.11	1,782.22	46.59	38.25	0.00
2008	1	384	16,235	683,970	98,614	711,535	1	2,790,754	217,626	0.14	1,781.17	42.28	42.13	0.01
	2	353	16,263	642,893	94,654	670,535	1	2,600,561	203,148	0.14	1,821.23	46.07	39.53	0.01
	3	383	16,358	685,253	100,632	710,727	0	3,641,815	219,813	0.11	1,789.17	42.71	41.89	0.00
	4	508	21,166	912,586	135,140	947,674	0	3,628,988	294,734	0.14	1,796.43	41.67	43.12	0.00
	5	424	17,932	761,158	113,167	790,989	0	3,678,066	305,943	0.12	1,795.18	42.29	42.45	0.00
	6	397	16,950	703,717	104,395	729,439	1	3,702,369	297,147	0.11	1,772.59	42.70	41.52	0.01
	7	363	14,728	638,441	93,749	660,782	2	3,723,495	306,473	0.10	1,758.79	40.57	43.35	0.03
	8	341	14,086	591,295	85,880	616,866	0	3,698,079	308,337	0.09	1,734.00	41.31	41.98	0.00
	9	383	16,304	665,990	103,155	692,566	0	3,720,335	298,842	0.10	1,738.88	42.57	40.85	0.00
	10	360	15,228	630,773	92,429	654,626	2	3,721,383	310,218	0.10	1,752.15	42.30	41.42	0.03
	11	344	13,556	590,440	88,345	613,479	0	3,726,804	300,683	0.09	1,716.40	39.41	43.56	0.00
	12	323	13,131	551,939	82,156	571,239	1	3,738,775	311,903	0.09	1,708.79	40.65	42.03	0.02

**Table 4A: Summary of Alendronate Use and Subsequent Events in the MSDD between January 1, 2006 and December 31, 2013, by Drug Use and Year-Month**

Year	Month	Users	Dispensings	Days Supplied	Amount Supplied	Days at Risk	Episodes w/ Events	Eligible Members	Member-Years	Users / 1K Eligible Members	Days Supplied/ User	Dispensings / User	Days Supplied/ Dispensing	Episodes w/ Events / 10K Days at Risk
2009	1	571	23,921	978,825	144,249	1,013,904	1	3,745,267	297,691	0.15	1,714.23	41.89	40.92	0.01
	2	474	19,078	803,821	118,713	832,928	4	3,538,554	267,776	0.13	1,695.82	40.25	42.13	0.05
	3	419	16,857	700,197	103,490	728,379	0	3,528,931	296,159	0.12	1,671.11	40.23	41.54	0.00
	4	383	14,140	636,010	94,927	661,492	0	3,735,890	303,349	0.10	1,660.60	36.92	44.98	0.00
	5	362	13,944	593,301	87,284	616,118	1	3,776,994	314,402	0.10	1,638.95	38.52	42.55	0.02
	6	339	11,851	550,635	79,697	568,746	2	3,801,192	305,361	0.09	1,624.29	34.96	46.46	0.04
	7	354	13,348	567,321	89,024	589,568	2	3,805,701	316,133	0.09	1,602.60	37.71	42.50	0.03
	8	326	12,514	512,479	74,380	533,364	0	3,794,765	316,694	0.09	1,572.02	38.39	40.95	0.00
	9	299	11,007	466,678	69,818	484,226	0	3,823,839	306,801	0.08	1,560.80	36.81	42.40	0.00
	10	320	11,255	491,331	75,233	509,738	0	3,825,170	318,917	0.08	1,535.41	35.17	43.65	0.00
	11	265	9,333	400,937	58,402	415,725	0	3,825,564	309,037	0.07	1,512.97	35.22	42.96	0.00
	12	310	11,087	460,331	65,637	477,641	1	3,840,268	319,400	0.08	1,484.94	35.76	41.52	0.02
2010	1	276	9,424	406,468	59,852	420,764	0	3,826,546	279,009	0.07	1,472.71	34.14	43.13	0.00
	2	123	4,596	183,389	26,044	190,070	0	3,298,029	190,427	0.04	1,490.97	37.37	39.90	0.00
	3	130	4,524	190,436	28,233	196,668	1	2,478,869	207,322	0.05	1,464.89	34.80	42.09	0.05
	4	111	3,840	160,026	22,754	165,783	0	2,615,819	211,277	0.04	1,441.68	34.59	41.67	0.00
	5	30	949	42,952	8,676	44,971	0	2,592,341	80,394	0.01	1,431.73	31.63	45.26	0.00
	6	33	1,080	46,703	7,831	48,699	0	913,623	73,308	0.04	1,415.24	32.73	43.24	0.00
	7	1	51	1,418	203	1,461	0	902,064	2,470	0.00	1,418.00	51.00	27.80	0.00
	8	0	0	0	0	0	0	0	0	---	---	---	---	---
	9	0	0	0	0	0	0	0	0	---	---	---	---	---
	10	0	0	0	0	0	0	0	0	---	---	---	---	---
	11	0	0	0	0	0	0	0	0	---	---	---	---	---
	12	0	0	0	0	0	0	0	0	---	---	---	---	---
2011	1	0	0	0	0	0	0	0	0	---	---	---	---	---
	2	0	0	0	0	0	0	0	0	---	---	---	---	---
	3	0	0	0	0	0	0	0	0	---	---	---	---	---
	4	0	0	0	0	0	0	0	0	---	---	---	---	---
	5	0	0	0	0	0	0	0	0	---	---	---	---	---
	6	0	0	0	0	0	0	0	0	---	---	---	---	---
	7	0	0	0	0	0	0	0	0	---	---	---	---	---
	8	0	0	0	0	0	0	0	0	---	---	---	---	---
	9	0	0	0	0	0	0	0	0	---	---	---	---	---
	10	0	0	0	0	0	0	0	0	---	---	---	---	---
	11	0	0	0	0	0	0	0	0	---	---	---	---	---

**Table 4A: Summary of Alendronate Use and Subsequent Events in the MSDD between January 1, 2006 and December 31, 2013, by Drug Use and Year-Month**

Year	Month	Users	Dispensings	Days Supplied	Amount Supplied	Days at Risk	Episodes w/ Events	Eligible Members	Member-Years	Users / 1K Eligible Members	Days Supplied/ User	Dispensings / User	Days Supplied/ Dispensing	Episodes w/ Events / 10K Days at Risk
2012	12	0	0	0	0	0	0	0	0	---	---	---	---	---
2012	1	0	0	0	0	0	0	0	0	---	---	---	---	---
2012	2	0	0	0	0	0	0	0	0	---	---	---	---	---
2012	3	0	0	0	0	0	0	0	0	---	---	---	---	---
2012	4	0	0	0	0	0	0	0	0	---	---	---	---	---
2012	5	0	0	0	0	0	0	0	0	---	---	---	---	---
2012	6	0	0	0	0	0	0	0	0	---	---	---	---	---
2012	7	0	0	0	0	0	0	0	0	---	---	---	---	---
2012	8	0	0	0	0	0	0	0	0	---	---	---	---	---
2012	9	0	0	0	0	0	0	0	0	---	---	---	---	---
2012	10	0	0	0	0	0	0	0	0	---	---	---	---	---
2012	11	0	0	0	0	0	0	0	0	---	---	---	---	---
2012	12	0	0	0	0	0	0	0	0	---	---	---	---	---
2013	1	0	0	0	0	0	0	0	0	---	---	---	---	---
2013	2	0	0	0	0	0	0	0	0	---	---	---	---	---
2013	3	0	0	0	0	0	0	0	0	---	---	---	---	---
2013	4	0	0	0	0	0	0	0	0	---	---	---	---	---
2013	5	0	0	0	0	0	0	0	0	---	---	---	---	---
2013	6	0	0	0	0	0	0	0	0	---	---	---	---	---
2013	7	0	0	0	0	0	0	0	0	---	---	---	---	---
2013	8	0	0	0	0	0	0	0	0	---	---	---	---	---
2013	9	0	0	0	0	0	0	0	0	---	---	---	---	---
2013	10	0	0	0	0	0	0	0	0	---	---	---	---	---
2013	11	0	0	0	0	0	0	0	0	---	---	---	---	---
2013	12	0	0	0	0	0	0	0	0	---	---	---	---	---
<b>Alendronate and Osteonecrosis of Jaw; Exposure Extension Period= 0; Minimum Episode Duration=1826</b>														
2006	1	7	351	14,494	20,022	15,083	0	96,225	7,678	0.07	2,070.57	50.14	41.29	0.00
2006	2	5	278	11,662	1,663	11,847	0	91,270	6,937	0.05	2,332.40	55.60	41.95	0.00
2006	3	3	217	7,799	1,112	8,270	0	91,730	7,722	0.03	2,599.67	72.33	35.94	0.00
2006	4	172	8,560	365,238	97,606	379,397	0	1,686,681	136,975	0.10	2,123.48	49.77	42.67	0.00
2006	5	146	7,450	318,074	47,735	327,564	1	1,716,133	142,905	0.09	2,178.59	51.03	42.69	0.03
2006	6	135	7,128	291,238	49,489	302,228	0	1,731,036	139,107	0.08	2,157.32	52.80	40.86	0.00
2006	7	110	5,962	236,945	33,697	244,690	1	1,745,475	143,570	0.06	2,154.05	54.20	39.74	0.04
2006	8	115	5,977	248,102	35,349	258,853	0	1,747,486	144,751	0.07	2,157.41	51.97	41.51	0.00
2006	9	103	5,427	223,767	33,946	232,932	0	1,763,188	141,519	0.06	2,172.50	52.69	41.23	0.00

**Table 4A: Summary of Alendronate Use and Subsequent Events in the MSDD between January 1, 2006 and December 31, 2013, by Drug Use and Year-Month**

Year	Month	Users	Dispensings	Days Supplied	Amount Supplied	Days at Risk	Episodes w/ Events	Eligible Members	Member-Years	Users / 1K Eligible Members	Days Supplied/ User	Dispensings / User	Days Supplied/ Dispensing	Episodes w/ Events / 10K Days at Risk
2007	10	124	5,906	259,794	37,005	270,590	0	1,764,857	147,257	0.07	2,095.11	47.63	43.99	0.00
	11	89	4,475	183,117	33,233	189,580	0	1,766,399	142,751	0.05	2,057.49	50.28	40.92	0.00
	12	85	4,331	185,223	32,398	191,545	0	1,773,100	147,875	0.05	2,179.09	50.95	42.77	0.00
	1	120	6,403	254,921	43,688	264,055	1	1,774,531	138,278	0.07	2,124.34	53.36	39.81	0.04
	2	94	5,029	199,054	28,385	207,340	1	1,643,292	124,509	0.06	2,117.60	53.50	39.58	0.05
	3	86	4,449	182,682	31,743	189,566	0	1,642,047	137,744	0.05	2,124.21	51.73	41.06	0.00
	4	83	4,757	177,591	29,271	185,600	0	1,701,306	138,057	0.05	2,139.65	57.31	37.33	0.00
	5	83	4,185	171,940	29,148	178,339	0	1,712,882	142,853	0.05	2,071.57	50.42	41.08	0.00
	6	76	3,826	157,302	22,413	163,410	0	1,719,804	138,384	0.04	2,069.76	50.34	41.11	0.00
	7	66	3,038	141,353	20,152	145,569	0	1,721,223	141,824	0.04	2,141.71	46.03	46.53	0.00
	8	87	4,129	175,905	25,188	182,696	0	2,262,993	145,077	0.04	2,021.90	47.46	42.60	0.00
	9	131	6,418	273,686	40,586	284,253	0	2,279,431	183,397	0.06	2,089.21	48.99	42.64	0.00
2008	10	119	6,469	249,051	35,406	258,223	0	2,278,622	190,392	0.05	2,092.87	54.36	38.50	0.00
	11	123	6,319	256,042	37,466	264,875	0	2,285,480	184,451	0.05	2,081.64	51.37	40.52	0.00
	12	134	7,175	276,582	40,853	287,085	0	2,290,495	191,493	0.06	2,064.04	53.54	38.55	0.00
	1	177	8,435	362,355	51,521	376,325	0	2,296,070	184,191	0.08	2,047.20	47.66	42.96	0.00
	2	198	10,287	402,231	58,988	417,635	1	2,197,806	171,580	0.09	2,031.47	51.95	39.10	0.02
	3	182	8,846	369,916	54,314	382,196	0	3,051,938	185,447	0.06	2,032.51	48.60	41.82	0.00
	4	262	12,638	529,076	78,981	547,220	0	3,041,160	247,028	0.09	2,019.37	48.24	41.86	0.00
	5	220	10,337	441,847	66,320	457,642	0	3,079,097	256,478	0.07	2,008.40	46.99	42.74	0.00
	6	202	9,823	399,283	59,746	412,017	1	3,100,845	249,202	0.07	1,976.65	48.63	40.65	0.02
	7	183	8,160	359,039	52,581	370,362	1	3,121,334	258,228	0.06	1,961.96	44.59	44.00	0.03
	8	172	7,969	331,041	47,088	344,622	0	3,114,427	259,969	0.06	1,924.66	46.33	41.54	0.00
	9	200	9,289	384,656	57,980	396,669	0	3,133,184	252,016	0.06	1,923.28	46.45	41.41	0.00
2009	10	218	9,809	413,023	60,273	427,243	0	3,135,485	261,602	0.07	1,894.60	45.00	42.11	0.00
	11	191	8,162	355,870	52,149	368,034	0	3,139,477	253,522	0.06	1,863.19	42.73	43.60	0.00
	12	181	8,184	332,748	51,105	342,620	1	3,147,983	262,323	0.06	1,838.39	45.22	40.66	0.03
	1	321	14,192	583,793	88,035	602,216	1	3,142,546	229,679	0.10	1,818.67	44.21	41.14	0.02
	2	109	4,752	201,143	30,121	205,294	2	2,719,077	159,558	0.04	1,845.35	43.60	42.33	0.10
	3	97	4,112	176,421	25,078	182,427	0	2,079,041	173,945	0.05	1,818.77	42.39	42.90	0.00
	4	92	3,782	164,294	24,850	170,888	0	2,166,753	175,042	0.04	1,785.80	41.11	43.44	0.00
	5	20	799	36,106	5,131	37,303	0	2,149,010	64,883	0.01	1,805.30	39.95	45.19	0.00
	6	19	705	33,787	4,821	34,963	0	736,585	59,153	0.03	1,778.26	37.11	47.92	0.00
	7	2	123	3,522	500	3,652	0	728,143	1,994	0.00	1,761.00	61.50	28.63	0.00
	8	0	0	0	0	0	0	0	0	---	---	---	---	---

**Table 4A: Summary of Alendronate Use and Subsequent Events in the MSDD between January 1, 2006 and December 31, 2013, by Drug Use and Year-Month**

Year	Month	Users	Dispensings	Days Supplied	Amount Supplied	Days at Risk	Episodes w/ Events	Eligible Members	Member-Years	Users / 1K Eligible Members	Days Supplied/ User	Dispensings / User	Days Supplied/ Dispensing	Episodes w/ Events / 10K Days at Risk
2010	9	0	0	0	0	0	0	0	0	---	---	---	---	---
	10	0	0	0	0	0	0	0	0	---	---	---	---	---
	11	0	0	0	0	0	0	0	0	---	---	---	---	---
	12	0	0	0	0	0	0	0	0	---	---	---	---	---
	1	0	0	0	0	0	0	0	0	---	---	---	---	---
	2	0	0	0	0	0	0	0	0	---	---	---	---	---
	3	0	0	0	0	0	0	0	0	---	---	---	---	---
	4	0	0	0	0	0	0	0	0	---	---	---	---	---
	5	0	0	0	0	0	0	0	0	---	---	---	---	---
	6	0	0	0	0	0	0	0	0	---	---	---	---	---
	7	0	0	0	0	0	0	0	0	---	---	---	---	---
	8	0	0	0	0	0	0	0	0	---	---	---	---	---
2011	9	0	0	0	0	0	0	0	0	---	---	---	---	---
	10	0	0	0	0	0	0	0	0	---	---	---	---	---
	11	0	0	0	0	0	0	0	0	---	---	---	---	---
	12	0	0	0	0	0	0	0	0	---	---	---	---	---
	1	0	0	0	0	0	0	0	0	---	---	---	---	---
	2	0	0	0	0	0	0	0	0	---	---	---	---	---
	3	0	0	0	0	0	0	0	0	---	---	---	---	---
	4	0	0	0	0	0	0	0	0	---	---	---	---	---
	5	0	0	0	0	0	0	0	0	---	---	---	---	---
	6	0	0	0	0	0	0	0	0	---	---	---	---	---
	7	0	0	0	0	0	0	0	0	---	---	---	---	---
	8	0	0	0	0	0	0	0	0	---	---	---	---	---
2012	9	0	0	0	0	0	0	0	0	---	---	---	---	---
	10	0	0	0	0	0	0	0	0	---	---	---	---	---
	11	0	0	0	0	0	0	0	0	---	---	---	---	---
	12	0	0	0	0	0	0	0	0	---	---	---	---	---
	1	0	0	0	0	0	0	0	0	---	---	---	---	---
	2	0	0	0	0	0	0	0	0	---	---	---	---	---
	3	0	0	0	0	0	0	0	0	---	---	---	---	---
	4	0	0	0	0	0	0	0	0	---	---	---	---	---
	5	0	0	0	0	0	0	0	0	---	---	---	---	---
	6	0	0	0	0	0	0	0	0	---	---	---	---	---
	7	0	0	0	0	0	0	0	0	---	---	---	---	---

**Table 4A: Summary of Alendronate Use and Subsequent Events in the MSDD between January 1, 2006 and December 31, 2013, by Drug Use and Year-Month**

Year	Month	Users	Dispensings	Days Supplied	Amount Supplied	Days at Risk	Episodes w/ Events	Eligible Members	Member-Years	Users / 1K Eligible Members	Days Supplied/ User	Dispensings / User	Days Supplied/ Dispensing	Episodes w/ Events / 10K Days at Risk
	8	0	0	0	0	0	0	0	0	---	---	---	---	---
	9	0	0	0	0	0	0	0	0	---	---	---	---	---
	10	0	0	0	0	0	0	0	0	---	---	---	---	---
	11	0	0	0	0	0	0	0	0	---	---	---	---	---
	12	0	0	0	0	0	0	0	0	---	---	---	---	---
2013	1	0	0	0	0	0	0	0	0	---	---	---	---	---
	2	0	0	0	0	0	0	0	0	---	---	---	---	---
	3	0	0	0	0	0	0	0	0	---	---	---	---	---
	4	0	0	0	0	0	0	0	0	---	---	---	---	---
	5	0	0	0	0	0	0	0	0	---	---	---	---	---
	6	0	0	0	0	0	0	0	0	---	---	---	---	---
	7	0	0	0	0	0	0	0	0	---	---	---	---	---
	8	0	0	0	0	0	0	0	0	---	---	---	---	---
	9	0	0	0	0	0	0	0	0	---	---	---	---	---
	10	0	0	0	0	0	0	0	0	---	---	---	---	---
	11	0	0	0	0	0	0	0	0	---	---	---	---	---
	12	0	0	0	0	0	0	0	0	---	---	---	---	---
<b>Alendronate and Osteonecrosis of Jaw; Exposure Extension Period=183; Minimum Episode Duration=1</b>														
2006	1	821	4,612	184,766	49,744	267,699	0	237,479	19,842	3.46	225.05	5.62	40.06	0.00
	2	645	3,124	127,141	18,888	195,700	1	235,758	17,965	2.74	197.12	4.84	40.70	0.05
	3	710	3,500	132,470	20,727	211,965	2	237,803	20,001	2.99	186.58	4.93	37.85	0.09
	4	9,751	65,433	2,687,718	557,064	3,848,132	8	4,468,954	365,100	2.18	275.64	6.71	41.08	0.02
	5	9,046	57,007	2,260,805	409,180	3,326,754	3	4,543,168	378,673	1.99	249.92	6.30	39.66	0.01
	6	8,324	54,804	2,147,099	460,034	3,124,763	5	4,548,972	366,255	1.83	257.94	6.58	39.18	0.02
	7	7,071	47,436	1,899,167	378,308	2,718,213	11	4,549,995	378,820	1.55	268.59	6.71	40.04	0.04
	8	7,625	52,388	2,038,595	390,706	2,941,015	2	4,589,618	381,366	1.66	267.36	6.87	38.91	0.01
	9	6,637	45,645	1,764,521	366,101	2,543,058	5	4,624,851	372,073	1.44	265.86	6.88	38.66	0.02
	10	6,550	44,773	1,780,875	354,459	2,560,569	0	4,629,584	387,285	1.41	271.89	6.84	39.78	0.00
	11	5,818	40,735	1,573,694	324,837	2,258,109	1	4,643,312	375,615	1.25	270.49	7.00	38.63	0.00
	12	5,136	35,223	1,366,562	242,127	1,964,501	5	4,668,831	390,254	1.10	266.08	6.86	38.80	0.03
2007	1	5,728	45,259	1,723,970	367,510	2,440,226	1	4,446,039	371,702	1.29	300.97	7.90	38.09	0.00
	2	4,912	38,564	1,480,437	285,347	2,109,819	2	4,394,358	335,389	1.12	301.39	7.85	38.39	0.01
	3	4,709	36,582	1,403,556	281,609	1,990,768	0	4,399,727	371,534	1.07	298.06	7.77	38.37	0.00
	4	4,749	35,752	1,375,897	278,534	1,971,176	2	4,647,894	380,002	1.02	289.72	7.53	38.48	0.01
	5	4,544	34,469	1,330,031	256,014	1,884,262	3	4,713,962	394,214	0.96	292.70	7.59	38.59	0.02

**Table 4A: Summary of Alendronate Use and Subsequent Events in the MSDD between January 1, 2006 and December 31, 2013, by Drug Use and Year-Month**

Year	Month	Users	Dispensings	Days Supplied	Amount Supplied	Days at Risk	Episodes w/ Events	Eligible Members	Member-Years	Users / 1K Eligible Members	Days Supplied/ User	Dispensings / User	Days Supplied/ Dispensing	Episodes w/ Events / 10K Days at Risk
	6	4,125	30,104	1,169,651	216,700	1,673,857	3	4,738,481	382,107	0.87	283.55	7.30	38.85	0.02
	7	4,042	28,639	1,131,659	233,502	1,625,977	3	4,705,578	393,417	0.86	279.98	7.09	39.51	0.02
	8	4,325	31,897	1,230,763	224,512	1,763,071	1	6,243,859	402,810	0.69	284.57	7.38	38.59	0.01
	9	7,237	48,987	1,898,863	320,157	2,755,293	1	6,288,324	506,459	1.15	262.38	6.77	38.76	0.00
	10	7,789	54,120	2,013,291	338,422	2,938,146	3	6,287,931	526,460	1.24	258.48	6.95	37.20	0.01
	11	7,165	49,296	1,877,256	351,948	2,729,552	7	6,308,850	510,358	1.14	262.00	6.88	38.08	0.03
	12	6,270	47,467	1,783,573	303,292	2,519,342	6	6,339,629	529,960	0.99	284.46	7.57	37.58	0.02
2008	1	8,190	67,157	2,565,128	422,848	3,583,100	6	6,066,884	507,353	1.35	313.20	8.20	38.20	0.02
	2	7,471	61,749	2,339,546	378,748	3,272,810	5	6,049,289	474,474	1.24	313.15	8.27	37.89	0.02
	3	8,419	68,641	2,693,650	436,477	3,743,131	7	9,565,572	515,649	0.88	319.95	8.15	39.24	0.02
	4	16,098	107,910	4,677,355	802,553	6,571,985	10	9,432,071	771,653	1.71	290.56	6.70	43.34	0.02
	5	14,047	91,363	3,787,222	591,552	5,445,790	11	9,590,843	799,506	1.46	269.61	6.50	41.45	0.02
	6	13,081	84,734	3,494,945	535,793	5,039,240	7	9,626,853	774,510	1.36	267.18	6.48	41.25	0.01
	7	12,569	81,033	3,330,712	593,784	4,806,442	12	9,618,514	801,935	1.31	264.99	6.45	41.10	0.02
	8	11,163	72,582	2,947,462	501,235	4,250,646	4	9,642,173	805,620	1.16	264.04	6.50	40.61	0.01
	9	10,800	72,680	2,928,736	476,272	4,185,213	12	9,719,605	781,051	1.11	271.18	6.73	40.30	0.03
	10	11,561	73,767	2,960,835	494,225	4,296,104	7	9,724,698	813,201	1.19	256.11	6.38	40.14	0.02
	11	10,065	64,675	2,596,618	425,706	3,758,398	8	9,741,240	787,723	1.03	257.98	6.43	40.15	0.02
	12	10,334	64,756	2,589,145	429,052	3,755,803	2	9,791,450	817,139	1.06	250.55	6.27	39.98	0.01
2009	1	12,055	101,437	4,003,118	613,773	5,499,818	19	9,024,202	754,614	1.34	332.07	8.41	39.46	0.03
	2	11,180	90,029	3,577,069	544,641	4,939,812	11	8,883,391	678,583	1.26	319.95	8.05	39.73	0.02
	3	10,643	77,889	3,120,166	482,007	4,429,834	10	8,842,633	747,703	1.20	293.17	7.32	40.06	0.02
	4	11,088	73,224	3,089,301	492,942	4,423,449	3	9,464,807	774,787	1.17	278.62	6.60	42.19	0.01
	5	10,026	66,799	2,725,755	428,462	3,934,760	8	9,604,872	801,660	1.04	271.87	6.66	40.81	0.02
	6	10,089	63,891	2,680,750	406,071	3,881,134	4	9,644,117	777,773	1.05	265.71	6.33	41.96	0.01
	7	9,843	62,672	2,546,853	411,903	3,721,379	4	9,594,770	802,851	1.03	258.75	6.37	40.64	0.01
	8	9,187	58,326	2,314,157	355,244	3,399,470	5	9,599,493	803,604	0.96	251.89	6.35	39.68	0.01
	9	8,742	54,672	2,201,702	344,117	3,219,332	8	9,650,072	777,578	0.91	251.85	6.25	40.27	0.02
	10	8,946	53,354	2,164,962	346,385	3,198,978	4	9,624,076	806,103	0.93	242.00	5.96	40.58	0.01
	11	7,969	47,690	1,868,033	297,876	2,787,285	6	9,631,864	780,546	0.83	234.41	5.98	39.17	0.02
	12	8,424	48,997	1,952,225	307,571	2,899,790	8	9,668,104	808,411	0.87	231.75	5.82	39.84	0.03
2010	1	7,792	50,400	2,049,553	313,037	3,035,251	4	8,745,285	733,265	0.89	263.03	6.47	40.67	0.01
	2	7,108	46,078	1,838,728	281,701	2,729,556	3	8,623,672	658,915	0.82	258.68	6.48	39.90	0.01
	3	6,954	44,187	1,760,715	274,569	2,628,485	4	8,586,222	726,325	0.81	253.19	6.35	39.85	0.02
	4	8,079	48,093	2,061,632	321,123	3,042,312	6	9,299,298	761,483	0.87	255.18	5.95	42.87	0.02



**Table 4A: Summary of Alendronate Use and Subsequent Events in the MSDD between January 1, 2006 and December 31, 2013, by Drug Use and Year-Month**

Year	Month	Users	Dispensings	Days Supplied	Amount Supplied	Days at Risk	Episodes w/ Events	Eligible Members	Member-Years	Users / 1K Eligible Members	Days Supplied/ User	Dispensings / User	Days Supplied/ Dispensing	Episodes w/ Events / 10K Days at Risk
	5	7,662	46,169	1,956,554	296,579	2,892,720	3	9,395,289	785,261	0.82	255.36	6.03	42.38	0.01
	6	7,867	45,853	1,941,485	312,511	2,904,547	5	9,424,549	760,491	0.83	246.79	5.83	42.34	0.02
	7	7,232	42,320	1,773,406	282,717	2,640,735	5	9,354,456	783,521	0.77	245.22	5.85	41.90	0.02
	8	7,269	41,922	1,758,727	270,959	2,609,702	4	9,342,188	782,365	0.78	241.95	5.77	41.95	0.02
	9	6,777	37,568	1,544,434	236,778	2,338,017	2	9,377,237	756,425	0.72	227.89	5.54	41.11	0.01
	10	6,805	37,696	1,549,135	243,207	2,334,971	0	9,339,869	782,789	0.73	227.65	5.54	41.10	0.00
	11	6,346	35,765	1,458,109	218,974	2,195,157	1	9,348,956	757,450	0.68	229.77	5.64	40.77	0.00
	12	5,963	32,934	1,321,751	201,731	2,000,344	7	9,382,677	785,178	0.64	221.66	5.52	40.13	0.03
2011	1	6,101	37,946	1,600,089	243,427	2,359,043	4	8,476,981	710,451	0.72	262.27	6.22	42.17	0.02
	2	5,667	35,555	1,444,320	214,104	2,147,623	3	8,368,872	639,821	0.68	254.87	6.27	40.62	0.01
	3	6,267	37,607	1,563,705	231,341	2,346,027	4	8,367,587	707,889	0.75	249.51	6.00	41.58	0.02
	4	7,676	42,347	1,837,378	274,383	2,772,537	4	9,049,358	741,081	0.85	239.37	5.52	43.39	0.01
	5	7,147	37,577	1,614,978	248,327	2,479,992	4	9,144,218	765,892	0.78	225.97	5.26	42.98	0.02
	6	6,631	34,464	1,491,628	225,249	2,275,152	4	9,147,019	740,804	0.72	224.95	5.20	43.28	0.02
	7	5,828	30,942	1,330,898	198,503	2,015,149	5	9,068,382	759,419	0.64	228.36	5.31	43.01	0.02
	8	6,276	32,800	1,395,313	207,442	2,111,168	3	9,077,202	759,742	0.69	222.33	5.23	42.54	0.01
	9	5,584	29,081	1,211,067	178,616	1,840,624	3	9,135,648	735,818	0.61	216.88	5.21	41.64	0.02
	10	5,484	27,760	1,170,493	175,541	1,788,352	5	9,128,474	764,466	0.60	213.44	5.06	42.16	0.03
	11	5,230	26,602	1,107,434	163,095	1,675,095	2	9,154,805	741,195	0.57	211.75	5.09	41.63	0.01
	12	5,156	25,197	1,050,452	159,793	1,612,093	3	9,202,647	768,989	0.56	203.73	4.89	41.69	0.02
2012	1	5,317	29,718	1,241,860	182,921	1,864,687	2	8,374,710	701,566	0.63	233.56	5.59	41.79	0.01
	2	5,084	27,313	1,145,474	171,107	1,730,305	2	8,364,923	655,924	0.61	225.31	5.37	41.94	0.01
	3	4,944	25,307	1,070,415	157,635	1,656,892	1	9,073,282	701,865	0.54	216.51	5.12	42.30	0.01
	4	6,023	28,878	1,278,840	190,723	1,959,830	4	8,961,027	734,008	0.67	212.33	4.79	44.28	0.02
	5	5,730	26,389	1,161,758	176,530	1,802,712	5	9,059,647	758,577	0.63	202.75	4.61	44.02	0.03
	6	4,981	23,150	1,021,650	152,079	1,560,405	3	9,059,750	733,987	0.55	205.11	4.65	44.13	0.02
	7	4,657	20,311	881,944	133,264	1,390,462	1	8,989,739	752,894	0.52	189.38	4.36	43.42	0.01
	8	5,039	22,192	951,680	145,280	1,485,226	6	9,002,657	753,832	0.56	188.86	4.40	42.88	0.04
	9	4,355	18,733	794,727	119,079	1,234,296	0	9,075,066	729,990	0.48	182.49	4.30	42.42	0.00
	10	5,033	21,135	914,157	135,964	1,422,589	3	9,069,805	759,920	0.55	181.63	4.20	43.25	0.02
	11	4,607	19,358	811,368	120,849	1,255,464	2	9,092,202	736,257	0.51	176.12	4.20	41.91	0.02
	12	4,213	17,468	735,605	109,910	1,133,010	0	9,127,057	763,917	0.46	174.60	4.15	42.11	0.00
2013	1	4,336	18,668	785,361	116,877	1,223,362	2	8,455,455	708,775	0.51	181.13	4.31	42.07	0.02
	2	3,977	16,873	703,236	104,014	1,086,430	0	8,345,728	638,150	0.48	176.83	4.24	41.68	0.00
	3	3,990	16,407	678,726	101,693	1,056,599	1	8,341,842	705,875	0.48	170.11	4.11	41.37	0.01

**Table 4A: Summary of Alendronate Use and Subsequent Events in the MSDD between January 1, 2006 and December 31, 2013, by Drug Use and Year-Month**

Year	Month	Users	Dispensings	Days Supplied	Amount Supplied	Days at Risk	Episodes w/ Events	Eligible Members	Member-Years	Users / 1K Eligible Members	Days Supplied/ User	Dispensings / User	Days Supplied/ Dispensing	Episodes w/ Events / 10K Days at Risk
	4	5,521	20,242	858,774	128,997	1,371,301	2	9,072,051	743,205	0.61	155.55	3.67	42.43	0.01
	5	5,268	18,065	771,691	114,556	1,235,296	4	9,165,054	768,016	0.57	146.49	3.43	42.72	0.03
	6	4,528	15,000	629,068	95,166	994,250	1	9,171,831	742,850	0.49	138.93	3.31	41.94	0.01
	7	4,835	15,315	623,282	94,223	983,192	1	9,137,101	765,563	0.53	128.91	3.17	40.70	0.01
	8	4,916	14,413	581,244	87,840	891,340	1	9,142,571	766,081	0.54	118.24	2.93	40.33	0.01
	9	4,561	12,345	485,140	74,619	733,222	1	9,297,568	741,806	0.49	106.37	2.71	39.30	0.01
	10	5,342	13,531	511,127	82,017	737,458	0	9,289,328	778,621	0.58	95.68	2.53	37.77	0.00
	11	4,523	9,699	366,877	60,697	510,691	0	9,302,649	753,873	0.49	81.11	2.14	37.83	0.00
	12	4,206	7,984	268,657	40,729	367,114	0	9,309,324	778,655	0.45	63.87	1.90	33.65	0.00
<b>Alendronate and Osteonecrosis of Jaw; Exposure Extension Period=183; Minimum Episode Duration=730</b>														
2006	1	53	1,498	62,674	26,894	71,207	0	152,376	11,886	0.35	1,182.53	28.26	41.84	0.00
	2	41	1,065	45,587	6,500	51,882	0	141,622	10,746	0.29	1,111.88	25.98	42.80	0.00
	3	48	1,451	50,188	7,448	59,612	1	142,781	11,943	0.34	1,045.58	30.23	34.59	0.17
	4	1,348	36,933	1,536,001	321,273	1,760,978	2	3,008,148	244,032	0.45	1,139.47	27.40	41.59	0.01
	5	1,059	30,355	1,227,302	212,779	1,400,524	1	3,064,625	253,876	0.35	1,158.93	28.66	40.43	0.01
	6	1,054	30,335	1,194,718	257,524	1,372,778	2	3,083,591	246,855	0.34	1,133.51	28.78	39.38	0.01
	7	957	26,905	1,080,366	185,980	1,239,941	5	3,104,744	256,089	0.31	1,128.91	28.11	40.15	0.04
	8	1,088	30,183	1,188,690	202,243	1,375,950	0	3,122,019	258,185	0.35	1,092.55	27.74	39.38	0.00
	9	1,018	28,180	1,085,256	211,841	1,260,451	0	3,150,844	252,375	0.32	1,066.07	27.68	38.51	0.00
	10	1,030	28,240	1,126,793	199,449	1,305,651	0	3,157,453	262,785	0.33	1,093.97	27.42	39.90	0.00
	11	959	26,070	1,024,262	195,998	1,187,863	1	3,164,006	254,894	0.30	1,068.05	27.18	39.29	0.01
	12	833	23,153	896,758	143,654	1,031,992	3	3,176,996	264,379	0.26	1,076.54	27.79	38.73	0.03
2007	1	1,072	31,151	1,189,104	238,148	1,382,942	1	3,183,239	248,450	0.34	1,109.24	29.06	38.17	0.01
	2	921	25,873	1,008,475	169,642	1,173,369	2	2,952,667	223,063	0.31	1,094.98	28.09	38.98	0.02
	3	923	25,043	992,321	162,328	1,153,671	0	2,943,900	246,175	0.31	1,075.10	27.13	39.62	0.00
	4	920	25,197	993,441	178,458	1,150,983	1	3,089,204	249,727	0.30	1,079.83	27.39	39.43	0.01
	5	896	24,419	968,103	175,072	1,119,237	0	3,113,341	258,648	0.29	1,080.47	27.25	39.65	0.00
	6	817	21,785	876,517	136,954	1,017,240	2	3,123,828	250,637	0.26	1,072.85	26.66	40.23	0.02
	7	831	21,184	874,346	168,404	1,018,665	2	3,129,952	258,882	0.27	1,052.16	25.49	41.27	0.02
	8	886	23,735	943,001	151,145	1,101,316	0	4,072,342	264,571	0.22	1,064.34	26.79	39.73	0.00
	9	1,180	32,013	1,287,573	191,105	1,481,337	3	4,103,769	329,403	0.29	1,091.16	27.13	40.22	0.02
	10	1,321	36,209	1,400,772	214,580	1,621,861	0	4,107,394	341,513	0.32	1,060.39	27.41	38.69	0.00
	11	1,241	33,860	1,334,611	227,542	1,542,926	2	4,107,914	330,731	0.30	1,075.43	27.28	39.42	0.01
	12	1,272	35,617	1,385,091	220,244	1,595,012	2	4,120,400	343,259	0.31	1,088.91	28.00	38.89	0.01
2008	1	1,891	50,318	2,027,014	308,444	2,351,806	4	4,129,912	323,506	0.46	1,071.93	26.61	40.28	0.02

**Table 4A: Summary of Alendronate Use and Subsequent Events in the MSDD between January 1, 2006 and December 31, 2013, by Drug Use and Year-Month**

Year	Month	Users	Dispensings	Days Supplied	Amount Supplied	Days at Risk	Episodes w/ Events	Eligible Members	Member-Years	Users / 1K Eligible Members	Days Supplied/ User	Dispensings / User	Days Supplied/ Dispensing	Episodes w/ Events / 10K Days at Risk
	2	1,661	45,877	1,807,436	289,832	2,091,039	6	3,864,398	300,846	0.43	1,088.16	27.62	39.40	0.03
	3	1,882	49,503	2,027,775	326,020	2,337,627	4	5,747,683	325,676	0.33	1,077.46	26.30	40.96	0.02
	4	2,774	65,679	2,908,591	491,569	3,356,424	2	5,722,004	461,888	0.48	1,048.52	23.68	44.28	0.01
	5	2,258	55,264	2,357,370	353,040	2,724,108	4	5,780,429	477,413	0.39	1,044.01	24.47	42.66	0.01
	6	2,134	52,260	2,209,620	344,805	2,553,625	1	5,795,980	463,412	0.37	1,035.44	24.49	42.28	0.00
	7	2,098	50,402	2,130,345	381,813	2,471,963	6	5,819,891	479,140	0.36	1,015.42	24.02	42.27	0.02
	8	1,935	46,242	1,947,747	320,378	2,265,622	3	5,796,978	480,568	0.33	1,006.59	23.90	42.12	0.01
	9	1,999	49,059	2,034,483	333,493	2,356,453	3	5,835,299	465,909	0.34	1,017.75	24.54	41.47	0.01
	10	1,939	47,247	1,967,805	317,148	2,275,283	6	5,837,133	483,678	0.33	1,014.86	24.37	41.65	0.03
	11	1,738	41,682	1,770,722	278,084	2,046,032	1	5,828,655	468,898	0.30	1,018.83	23.98	42.48	0.00
	12	1,817	43,579	1,825,067	295,680	2,109,639	1	5,850,619	486,506	0.31	1,004.44	23.98	41.88	0.00
2009	1	2,728	70,853	2,862,417	433,923	3,299,611	10	5,858,143	446,157	0.47	1,049.27	25.97	40.40	0.03
	2	2,387	59,468	2,456,611	383,736	2,834,527	5	5,304,074	401,157	0.45	1,029.16	24.91	41.31	0.02
	3	2,066	50,648	2,117,498	317,602	2,446,066	7	5,295,866	443,954	0.39	1,024.93	24.52	41.81	0.03
	4	1,936	45,165	1,980,499	299,118	2,287,092	1	5,650,984	457,971	0.34	1,022.99	23.33	43.85	0.00
	5	1,780	42,917	1,805,257	274,244	2,077,098	4	5,714,772	474,414	0.31	1,014.19	24.11	42.06	0.02
	6	1,817	41,212	1,817,338	270,859	2,093,884	2	5,748,297	460,653	0.32	1,000.19	22.68	44.10	0.01
	7	1,701	40,186	1,711,838	255,500	1,966,046	3	5,753,638	474,556	0.30	1,006.37	23.62	42.60	0.02
	8	1,625	38,716	1,596,029	233,776	1,845,738	2	5,709,444	474,855	0.28	982.17	23.83	41.22	0.01
	9	1,582	36,516	1,543,187	236,650	1,782,368	1	5,747,073	459,800	0.28	975.47	23.08	42.26	0.01
	10	1,549	35,201	1,522,211	229,342	1,748,367	1	5,746,238	477,580	0.27	982.71	22.72	43.24	0.01
	11	1,357	31,676	1,303,321	197,802	1,504,946	5	5,741,963	462,911	0.24	960.44	23.34	41.15	0.03
	12	1,431	33,293	1,398,446	204,306	1,601,405	1	5,766,661	479,627	0.25	977.25	23.27	42.00	0.01
2010	1	1,512	34,569	1,463,791	219,694	1,690,990	1	5,766,409	442,030	0.26	968.12	22.86	42.34	0.01
	2	1,315	30,658	1,280,010	185,641	1,464,315	2	5,247,041	397,366	0.25	973.39	23.31	41.75	0.01
	3	1,344	30,560	1,283,821	186,644	1,480,923	2	5,239,321	438,837	0.26	955.22	22.74	42.01	0.01
	4	1,408	30,157	1,344,235	198,480	1,538,583	4	5,677,346	460,418	0.25	954.71	21.42	44.57	0.03
	5	1,423	30,480	1,343,212	198,904	1,535,216	5	5,740,294	476,770	0.25	943.93	21.42	44.07	0.03
	6	1,412	30,330	1,331,993	201,796	1,525,370	0	5,769,407	462,482	0.24	943.34	21.48	43.92	0.00
	7	1,261	27,606	1,193,770	181,350	1,359,256	3	5,769,416	476,279	0.22	946.69	21.89	43.24	0.02
	8	1,343	28,317	1,250,343	186,294	1,420,630	2	5,720,837	476,404	0.23	931.01	21.08	44.16	0.01
	9	1,167	24,833	1,065,709	161,254	1,218,254	0	5,750,988	461,177	0.20	913.20	21.28	42.92	0.00
	10	1,214	25,888	1,125,875	171,404	1,275,642	0	5,745,860	478,311	0.21	927.41	21.32	43.49	0.00
	11	1,170	24,991	1,053,657	156,931	1,198,364	0	5,745,669	462,991	0.20	900.56	21.36	42.16	0.00
	12	1,081	23,010	965,843	143,208	1,097,050	1	5,758,278	479,844	0.19	893.47	21.29	41.97	0.01

**Table 4A: Summary of Alendronate Use and Subsequent Events in the MSDD between January 1, 2006 and December 31, 2013, by Drug Use and Year-Month**

Year	Month	Users	Dispensings	Days Supplied	Amount Supplied	Days at Risk	Episodes w/ Events	Eligible Members	Member-Years	Users / 1K Eligible Members	Days Supplied/ User	Dispensings / User	Days Supplied/ Dispensing	Episodes w/ Events / 10K Days at Risk
2011	1	1,248	26,407	1,138,447	171,342	1,278,404	3	5,760,913	454,053	0.22	912.22	21.16	43.11	0.02
	2	1,095	23,925	980,690	148,122	1,112,695	1	5,381,966	407,127	0.20	895.61	21.85	40.99	0.01
	3	1,210	24,994	1,074,074	155,780	1,208,412	2	5,368,571	450,186	0.23	887.66	20.66	42.97	0.02
	4	1,254	24,896	1,092,637	161,222	1,226,506	4	5,764,905	467,629	0.22	871.32	19.85	43.89	0.03
	5	1,173	23,123	1,006,398	155,460	1,127,208	1	5,805,858	483,732	0.20	857.97	19.71	43.52	0.01
	6	1,106	20,819	932,415	139,697	1,042,199	0	5,814,611	468,256	0.19	843.05	18.82	44.79	0.00
	7	1,042	19,586	865,243	125,480	963,453	3	5,816,657	482,490	0.18	830.37	18.80	44.18	0.03
	8	1,134	21,111	921,999	135,013	1,023,968	1	5,801,599	483,033	0.20	813.05	18.62	43.67	0.01
	9	1,013	19,256	811,051	117,694	895,564	1	5,846,606	467,949	0.17	800.64	19.01	42.12	0.01
	10	1,021	17,750	793,814	119,825	875,281	3	5,847,433	486,517	0.17	777.49	17.38	44.72	0.03
	11	985	17,536	750,003	110,990	822,065	1	5,849,279	471,374	0.17	761.42	17.80	42.77	0.01
	12	955	16,949	706,335	105,889	773,664	1	5,872,811	487,062	0.16	739.62	17.75	41.67	0.01
2012	1	1,087	18,264	787,915	116,658	858,010	0	5,853,308	423,143	0.19	724.85	16.80	43.14	0.00
	2	560	10,354	417,231	61,216	453,508	0	5,007,985	293,069	0.11	745.06	18.49	40.30	0.00
	3	493	8,950	357,039	51,514	388,462	0	3,888,759	304,662	0.13	724.22	18.15	39.89	0.00
	4	467	7,890	328,636	47,041	357,400	0	3,847,496	310,426	0.12	703.72	16.90	41.65	0.00
	5	152	2,484	108,048	15,907	117,031	0	3,831,428	126,944	0.04	710.84	16.34	43.50	0.00
	6	153	2,488	104,247	15,248	114,025	0	1,458,482	116,655	0.10	681.35	16.26	41.90	0.00
	7	1	9	715	102	730	0	1,436,837	3,934	0.00	715.00	9.00	79.44	0.00
	8	0	0	0	0	0	0	0	0	---	---	---	---	---
	9	0	0	0	0	0	0	0	0	---	---	---	---	---
	10	0	0	0	0	0	0	0	0	---	---	---	---	---
	11	0	0	0	0	0	0	0	0	---	---	---	---	---
	12	0	0	0	0	0	0	0	0	---	---	---	---	---
2013	1	0	0	0	0	0	0	0	0	---	---	---	---	---
	2	0	0	0	0	0	0	0	0	---	---	---	---	---
	3	0	0	0	0	0	0	0	0	---	---	---	---	---
	4	0	0	0	0	0	0	0	0	---	---	---	---	---
	5	0	0	0	0	0	0	0	0	---	---	---	---	---
	6	0	0	0	0	0	0	0	0	---	---	---	---	---
	7	0	0	0	0	0	0	0	0	---	---	---	---	---
	8	0	0	0	0	0	0	0	0	---	---	---	---	---
	9	0	0	0	0	0	0	0	0	---	---	---	---	---
	10	0	0	0	0	0	0	0	0	---	---	---	---	---
	11	0	0	0	0	0	0	0	0	---	---	---	---	---

**Table 4A: Summary of Alendronate Use and Subsequent Events in the MSDD between January 1, 2006 and December 31, 2013, by Drug Use and Year-Month**

Year	Month	Users	Dispensings	Days Supplied	Amount Supplied	Days at Risk	Episodes w/ Events	Eligible Members	Member-Years	Users / 1K Eligible Members	Days Supplied/ User	Dispensings / User	Days Supplied/ Dispensing	Episodes w/ Events / 10K Days at Risk	
	12	0	0	0	0	0	0	0	0	---	---	---	---	---	
<b>Alendronate and Osteonecrosis of Jaw; Exposure Extension Period=183; Minimum Episode Duration=1461</b>															
2006	1	18	745	31,583	22,462	34,625	0	109,165	8,830	0.16	1,754.61	41.39	42.39	0.00	
	2	10	495	19,749	2,818	21,193	0	105,099	7,995	0.10	1,974.90	49.50	39.90	0.00	
	3	12	622	20,462	2,916	23,507	0	105,945	8,905	0.11	1,705.17	51.83	32.90	0.00	
	4	424	17,537	742,550	166,014	826,417	0	2,010,086	162,938	0.21	1,751.30	41.36	42.34	0.00	
	5	344	14,985	613,634	94,057	677,874	1	2,042,477	169,873	0.17	1,783.82	43.56	40.95	0.01	
	6	318	13,940	563,293	122,752	622,902	1	2,059,076	165,090	0.15	1,771.36	43.84	40.41	0.02	
	7	303	13,061	523,581	81,008	581,223	2	2,072,459	170,934	0.15	1,727.99	43.11	40.09	0.03	
	8	305	12,857	523,446	96,337	587,845	0	2,081,647	172,219	0.15	1,716.22	42.15	40.71	0.00	
	9	270	11,930	470,209	70,441	525,926	0	2,099,358	168,277	0.13	1,741.51	44.19	39.41	0.00	
	10	305	12,844	524,001	83,341	586,001	0	2,100,639	174,853	0.15	1,718.04	42.11	40.80	0.00	
	11	267	10,797	444,779	84,381	496,983	0	2,099,204	169,516	0.13	1,665.84	40.44	41.19	0.00	
	12	225	9,730	393,213	64,602	434,175	1	2,107,752	175,832	0.11	1,747.61	43.24	40.41	0.02	
2007	1	321	14,124	548,012	116,367	616,021	1	2,112,374	168,305	0.15	1,707.20	44.00	38.80	0.02	
	2	260	11,111	442,347	64,736	497,384	2	2,002,490	151,892	0.13	1,701.33	42.73	39.81	0.04	
	3	241	10,151	411,421	65,768	459,473	0	2,004,178	168,186	0.12	1,707.14	42.12	40.53	0.00	
	4	247	10,415	416,247	67,660	463,768	0	2,090,878	169,761	0.12	1,685.21	42.17	39.97	0.00	
	5	235	9,898	399,994	66,665	444,007	0	2,108,362	175,898	0.11	1,702.10	42.12	40.41	0.00	
	6	217	8,887	363,860	51,940	407,101	1	2,120,440	170,690	0.10	1,676.77	40.95	40.94	0.02	
	7	217	8,144	361,785	67,391	401,881	1	2,126,977	175,713	0.10	1,667.21	37.53	44.42	0.02	
	8	248	9,988	410,380	59,911	456,698	0	2,748,468	179,690	0.09	1,654.76	40.27	41.09	0.00	
	9	320	13,388	551,829	82,936	607,157	0	2,769,868	222,783	0.12	1,724.47	41.84	41.22	0.00	
	10	323	14,208	548,506	81,757	607,093	0	2,771,495	231,322	0.12	1,698.16	43.99	38.61	0.00	
	11	327	13,731	554,767	81,537	610,294	1	2,778,014	224,189	0.12	1,696.54	41.99	40.40	0.02	
	12	373	16,370	626,693	92,409	694,125	0	2,786,044	232,546	0.13	1,680.14	43.89	38.28	0.00	
2008	1	494	19,610	828,304	121,209	915,867	3	2,789,717	217,540	0.18	1,676.73	39.70	42.24	0.03	
	2	443	19,113	760,393	111,584	836,771	1	2,599,505	203,061	0.17	1,716.46	43.14	39.78	0.01	
	3	484	19,423	818,032	121,885	897,552	1	3,640,678	219,713	0.13	1,690.15	40.13	42.12	0.01	
	4	653	25,270	1,102,888	166,127	1,208,933	0	3,627,762	294,627	0.18	1,688.96	38.70	43.64	0.00	
	5	514	20,762	879,800	130,011	957,847	1	3,676,707	305,825	0.14	1,711.67	40.39	42.38	0.01	
	6	488	19,681	822,953	121,559	897,393	1	3,700,931	297,026	0.13	1,686.38	40.33	41.81	0.01	
	7	457	17,486	762,265	111,346	830,373	3	3,721,981	306,342	0.12	1,667.98	38.26	43.59	0.04	
	8	434	16,919	712,831	103,074	782,239	1	3,696,486	308,198	0.12	1,642.47	38.98	42.13	0.01	
	9	474	19,019	785,957	121,217	855,931	1	3,718,657	298,702	0.13	1,658.14	40.12	41.32	0.01	

**Table 4A: Summary of Alendronate Use and Subsequent Events in the MSDD between January 1, 2006 and December 31, 2013, by Drug Use and Year-Month**

Year	Month	Users	Dispensings	Days Supplied	Amount Supplied	Days at Risk	Episodes w/ Events	Eligible Members	Member-Years	Users / 1K Eligible Members	Days Supplied/ User	Dispensings / User	Days Supplied/ Dispensing	Episodes w/ Events / 10K Days at Risk
2009	10	457	18,119	758,719	111,745	821,686	2	3,719,634	310,067	0.12	1,660.22	39.65	41.87	0.02
	11	415	15,387	683,437	102,731	740,936	0	3,724,978	300,531	0.11	1,646.84	37.08	44.42	0.00
	12	414	15,920	671,470	99,206	726,526	1	3,736,898	311,740	0.11	1,621.91	38.45	42.18	0.01
	1	700	28,367	1,148,549	168,367	1,238,383	2	3,743,306	297,526	0.19	1,640.78	40.52	40.49	0.02
	2	572	21,970	931,872	138,083	1,000,166	5	3,536,552	267,620	0.16	1,629.15	38.41	42.42	0.05
	3	487	18,794	790,113	116,300	847,705	0	3,526,847	295,981	0.14	1,622.41	38.59	42.04	0.00
	4	467	16,508	745,772	111,631	803,847	0	3,733,751	303,171	0.13	1,596.94	35.35	45.18	0.00
	5	424	15,836	675,799	98,976	722,740	1	3,774,792	314,214	0.11	1,593.87	37.35	42.67	0.01
	6	420	14,201	658,325	97,357	702,972	2	3,798,943	305,175	0.11	1,567.44	33.81	46.36	0.03
	7	415	15,154	647,595	100,440	691,951	2	3,803,389	315,936	0.11	1,560.47	36.52	42.73	0.03
	8	380	14,189	583,228	84,453	624,277	0	3,792,422	316,494	0.10	1,534.81	37.34	41.10	0.00
	9	362	12,800	548,779	81,505	584,143	0	3,821,454	306,605	0.09	1,515.96	35.36	42.87	0.00
2010	10	375	12,978	563,835	86,740	598,332	0	3,822,749	318,711	0.10	1,503.56	34.61	43.45	0.00
	11	314	11,001	464,269	67,406	492,660	0	3,823,106	308,834	0.08	1,478.56	35.04	42.20	0.00
	12	351	12,272	514,311	73,297	542,135	1	3,837,780	319,188	0.09	1,465.27	34.96	41.91	0.02
	1	335	11,105	483,313	70,790	510,990	0	3,824,032	278,813	0.09	1,442.73	33.15	43.52	0.00
	2	149	5,443	217,593	30,906	229,954	0	3,295,706	190,314	0.05	1,460.36	36.53	39.98	0.00
	3	162	5,647	232,215	34,161	245,045	1	2,477,411	207,198	0.07	1,433.43	34.86	41.12	0.04
	4	134	4,486	191,072	28,400	200,194	0	2,614,337	211,156	0.05	1,425.91	33.48	42.59	0.00
	5	39	1,277	54,900	10,374	58,608	0	2,590,861	80,372	0.02	1,407.69	32.74	42.99	0.00
	6	46	1,455	63,359	10,195	67,920	0	913,395	73,289	0.05	1,377.37	31.63	43.55	0.00
	7	2	101	2,828	403	2,922	0	901,828	2,469	0.00	1,414.00	50.50	28.00	0.00
	8	0	0	0	0	0	0	0	0	---	---	---	---	---
	9	0	0	0	0	0	0	0	0	---	---	---	---	---
10	0	0	0	0	0	0	0	0	---	---	---	---	---	
11	0	0	0	0	0	0	0	0	---	---	---	---	---	
12	0	0	0	0	0	0	0	0	---	---	---	---	---	
2011	1	0	0	0	0	0	0	0	---	---	---	---	---	
	2	0	0	0	0	0	0	0	---	---	---	---	---	
	3	0	0	0	0	0	0	0	---	---	---	---	---	
	4	0	0	0	0	0	0	0	---	---	---	---	---	
	5	0	0	0	0	0	0	0	---	---	---	---	---	
	6	0	0	0	0	0	0	0	---	---	---	---	---	
	7	0	0	0	0	0	0	0	---	---	---	---	---	
	8	0	0	0	0	0	0	0	---	---	---	---	---	

**Table 4A: Summary of Alendronate Use and Subsequent Events in the MSDD between January 1, 2006 and December 31, 2013, by Drug Use and Year-Month**

Year	Month	Users	Dispensings	Days Supplied	Amount Supplied	Days at Risk	Episodes w/ Events	Eligible Members	Member-Years	Users / 1K Eligible Members	Days Supplied/ User	Dispensings / User	Days Supplied/ Dispensing	Episodes w/ Events / 10K Days at Risk
	9	0	0	0	0	0	0	0	0	---	---	---	---	---
	10	0	0	0	0	0	0	0	0	---	---	---	---	---
	11	0	0	0	0	0	0	0	0	---	---	---	---	---
	12	0	0	0	0	0	0	0	0	---	---	---	---	---
2012	1	0	0	0	0	0	0	0	0	---	---	---	---	---
	2	0	0	0	0	0	0	0	0	---	---	---	---	---
	3	0	0	0	0	0	0	0	0	---	---	---	---	---
	4	0	0	0	0	0	0	0	0	---	---	---	---	---
	5	0	0	0	0	0	0	0	0	---	---	---	---	---
	6	0	0	0	0	0	0	0	0	---	---	---	---	---
	7	0	0	0	0	0	0	0	0	---	---	---	---	---
	8	0	0	0	0	0	0	0	0	---	---	---	---	---
	9	0	0	0	0	0	0	0	0	---	---	---	---	---
	10	0	0	0	0	0	0	0	0	---	---	---	---	---
	11	0	0	0	0	0	0	0	0	---	---	---	---	---
	12	0	0	0	0	0	0	0	0	---	---	---	---	---
2013	1	0	0	0	0	0	0	0	0	---	---	---	---	---
	2	0	0	0	0	0	0	0	0	---	---	---	---	---
	3	0	0	0	0	0	0	0	0	---	---	---	---	---
	4	0	0	0	0	0	0	0	0	---	---	---	---	---
	5	0	0	0	0	0	0	0	0	---	---	---	---	---
	6	0	0	0	0	0	0	0	0	---	---	---	---	---
	7	0	0	0	0	0	0	0	0	---	---	---	---	---
	8	0	0	0	0	0	0	0	0	---	---	---	---	---
	9	0	0	0	0	0	0	0	0	---	---	---	---	---
	10	0	0	0	0	0	0	0	0	---	---	---	---	---
	11	0	0	0	0	0	0	0	0	---	---	---	---	---
	12	0	0	0	0	0	0	0	0	---	---	---	---	---
<b>Alendronate and Osteonecrosis of Jaw; Exposure Extension Period=365; Minimum Episode Duration=1</b>														
2006	1	821	4,612	184,766	49,744	299,015	0	237,479	19,842	3.46	225.05	5.62	40.06	0.00
	2	645	3,124	127,141	18,888	222,125	1	235,758	17,965	2.74	197.12	4.84	40.70	0.05
	3	710	3,500	132,470	20,727	245,178	2	237,803	20,001	2.99	186.58	4.93	37.85	0.08
	4	9,751	65,433	2,687,718	557,064	4,389,612	8	4,468,954	365,100	2.18	275.64	6.71	41.08	0.02
	5	9,046	57,007	2,260,805	409,180	3,830,891	4	4,543,168	378,673	1.99	249.92	6.30	39.66	0.01
	6	8,324	54,804	2,147,099	460,034	3,558,318	5	4,548,972	366,255	1.83	257.94	6.58	39.18	0.01

**Table 4A: Summary of Alendronate Use and Subsequent Events in the MSDD between January 1, 2006 and December 31, 2013, by Drug Use and Year-Month**

Year	Month	Users	Dispensings	Days Supplied	Amount Supplied	Days at Risk	Episodes w/ Events	Eligible Members	Member-Years	Users / 1K Eligible Members	Days Supplied/ User	Dispensings / User	Days Supplied/ Dispensing	Episodes w/ Events / 10K Days at Risk
	7	7,071	47,436	1,899,167	378,308	3,083,730	11	4,549,995	378,820	1.55	268.59	6.71	40.04	0.04
	8	7,625	52,388	2,038,595	390,706	3,349,740	3	4,589,618	381,366	1.66	267.36	6.87	38.91	0.01
	9	6,637	45,645	1,764,521	366,101	2,906,380	5	4,624,851	372,073	1.44	265.86	6.88	38.66	0.02
	10	6,550	44,773	1,780,875	354,459	2,937,006	0	4,629,584	387,285	1.41	271.89	6.84	39.78	0.00
	11	5,818	40,735	1,573,694	324,837	2,591,660	1	4,643,312	375,615	1.25	270.49	7.00	38.63	0.00
	12	5,136	35,223	1,366,562	242,127	2,262,286	6	4,668,831	390,254	1.10	266.08	6.86	38.80	0.03
2007	1	5,728	45,259	1,723,970	367,510	2,794,025	2	4,446,039	371,702	1.29	300.97	7.90	38.09	0.01
	2	4,912	38,564	1,480,437	285,347	2,436,033	2	4,394,358	335,389	1.12	301.39	7.85	38.39	0.01
	3	4,709	36,582	1,403,556	281,609	2,291,356	0	4,399,727	371,534	1.07	298.06	7.77	38.37	0.00
	4	4,749	35,752	1,375,897	278,534	2,274,845	2	4,647,894	380,002	1.02	289.72	7.53	38.48	0.01
	5	4,544	34,469	1,330,031	256,014	2,156,485	3	4,713,962	394,214	0.96	292.70	7.59	38.59	0.01
	6	4,125	30,104	1,169,651	216,700	1,930,818	3	4,738,481	382,107	0.87	283.55	7.30	38.85	0.02
	7	4,042	28,639	1,131,659	233,502	1,878,344	4	4,705,578	393,417	0.86	279.98	7.09	39.51	0.02
	8	4,325	31,897	1,230,763	224,512	2,034,256	1	6,243,859	402,810	0.69	284.57	7.38	38.59	0.00
	9	7,237	48,987	1,898,863	320,157	3,162,731	1	6,288,324	506,459	1.15	262.38	6.77	38.76	0.00
	10	7,789	54,120	2,013,291	338,422	3,393,215	4	6,287,931	526,460	1.24	258.48	6.95	37.20	0.01
	11	7,165	49,296	1,877,256	351,948	3,157,106	7	6,308,850	510,358	1.14	262.00	6.88	38.08	0.02
	12	6,270	47,467	1,783,573	303,292	2,891,016	6	6,339,629	529,960	0.99	284.46	7.57	37.58	0.02
2008	1	8,190	67,157	2,565,128	422,848	4,092,282	6	6,066,884	507,353	1.35	313.20	8.20	38.20	0.01
	2	7,471	61,749	2,339,546	378,748	3,737,845	6	6,049,289	474,474	1.24	313.15	8.27	37.89	0.02
	3	8,419	68,641	2,693,650	436,477	4,277,206	7	9,565,572	515,649	0.88	319.95	8.15	39.24	0.02
	4	16,098	107,910	4,677,355	802,553	7,486,931	11	9,432,071	771,653	1.71	290.56	6.70	43.34	0.01
	5	14,047	91,363	3,787,222	591,552	6,247,722	15	9,590,843	799,506	1.46	269.61	6.50	41.45	0.02
	6	13,081	84,734	3,494,945	535,793	5,814,356	8	9,626,853	774,510	1.36	267.18	6.48	41.25	0.01
	7	12,569	81,033	3,330,712	593,784	5,550,463	15	9,618,514	801,935	1.31	264.99	6.45	41.10	0.03
	8	11,163	72,582	2,947,462	501,235	4,908,549	6	9,642,173	805,620	1.16	264.04	6.50	40.61	0.01
	9	10,800	72,680	2,928,736	476,272	4,827,485	12	9,719,605	781,051	1.11	271.18	6.73	40.30	0.02
	10	11,561	73,767	2,960,835	494,225	5,007,044	11	9,724,698	813,201	1.19	256.11	6.38	40.14	0.02
	11	10,065	64,675	2,596,618	425,706	4,383,825	9	9,741,240	787,723	1.03	257.98	6.43	40.15	0.02
	12	10,334	64,756	2,589,145	429,052	4,390,547	2	9,791,450	817,139	1.06	250.55	6.27	39.98	0.00
2009	1	12,055	101,437	4,003,118	613,773	6,291,762	21	9,024,202	754,614	1.34	332.07	8.41	39.46	0.03
	2	11,180	90,029	3,577,069	544,641	5,648,898	15	8,883,391	678,583	1.26	319.95	8.05	39.73	0.03
	3	10,643	77,889	3,120,166	482,007	5,111,933	13	8,842,633	747,703	1.20	293.17	7.32	40.06	0.03
	4	11,088	73,224	3,089,301	492,942	5,116,775	3	9,464,807	774,787	1.17	278.62	6.60	42.19	0.01
	5	10,026	66,799	2,725,755	428,462	4,554,115	9	9,604,872	801,660	1.04	271.87	6.66	40.81	0.02



**Table 4A: Summary of Alendronate Use and Subsequent Events in the MSDD between January 1, 2006 and December 31, 2013, by Drug Use and Year-Month**

Year	Month	Users	Dispensings	Days Supplied	Amount Supplied	Days at Risk	Episodes w/ Events	Eligible Members	Member-Years	Users / 1K Eligible Members	Days Supplied/ User	Dispensings / User	Days Supplied/ Dispensing	Episodes w/ Events / 10K Days at Risk
	6	10,089	63,891	2,680,750	406,071	4,507,558	4	9,644,117	777,773	1.05	265.71	6.33	41.96	0.01
	7	9,843	62,672	2,546,853	411,903	4,358,232	5	9,594,770	802,851	1.03	258.75	6.37	40.64	0.01
	8	9,187	58,326	2,314,157	355,244	3,993,119	7	9,599,493	803,604	0.96	251.89	6.35	39.68	0.02
	9	8,742	54,672	2,201,702	344,117	3,785,411	9	9,650,072	777,578	0.91	251.85	6.25	40.27	0.02
	10	8,946	53,354	2,164,962	346,385	3,786,817	4	9,624,076	806,103	0.93	242.00	5.96	40.58	0.01
	11	7,969	47,690	1,868,033	297,876	3,307,473	6	9,631,864	780,546	0.83	234.41	5.98	39.17	0.02
	12	8,424	48,997	1,952,225	307,571	3,447,206	9	9,668,104	808,411	0.87	231.75	5.82	39.84	0.03
2010	1	7,792	50,400	2,049,553	313,037	3,612,366	5	8,745,285	733,265	0.89	263.03	6.47	40.67	0.01
	2	7,108	46,078	1,838,728	281,701	3,252,428	3	8,623,672	658,915	0.82	258.68	6.48	39.90	0.01
	3	6,954	44,187	1,760,715	274,569	3,118,897	5	8,586,222	726,325	0.81	253.19	6.35	39.85	0.02
	4	8,079	48,093	2,061,632	321,123	3,583,057	6	9,299,298	761,483	0.87	255.18	5.95	42.87	0.02
	5	7,662	46,169	1,956,554	296,579	3,414,238	3	9,395,289	785,261	0.82	255.36	6.03	42.38	0.01
	6	7,867	45,853	1,941,485	312,511	3,439,007	7	9,424,549	760,491	0.83	246.79	5.83	42.34	0.02
	7	7,232	42,320	1,773,406	282,717	3,132,839	5	9,354,456	783,521	0.77	245.22	5.85	41.90	0.02
	8	7,269	41,922	1,758,727	270,959	3,094,146	5	9,342,188	782,365	0.78	241.95	5.77	41.95	0.02
	9	6,777	37,568	1,544,434	236,778	2,802,678	2	9,377,237	756,425	0.72	227.89	5.54	41.11	0.01
	10	6,805	37,696	1,549,135	243,207	2,793,620	0	9,339,869	782,789	0.73	227.65	5.54	41.10	0.00
	11	6,346	35,765	1,458,109	218,974	2,633,879	2	9,348,956	757,450	0.68	229.77	5.64	40.77	0.01
	12	5,963	32,934	1,321,751	201,731	2,405,015	9	9,382,677	785,178	0.64	221.66	5.52	40.13	0.04
2011	1	6,101	37,946	1,600,089	243,427	2,801,950	4	8,476,981	710,451	0.72	262.27	6.22	42.17	0.01
	2	5,667	35,555	1,444,320	214,104	2,556,583	5	8,368,872	639,821	0.68	254.87	6.27	40.62	0.02
	3	6,267	37,607	1,563,705	231,341	2,808,759	6	8,367,587	707,889	0.75	249.51	6.00	41.58	0.02
	4	7,676	42,347	1,837,378	274,383	3,307,234	5	9,049,358	741,081	0.85	239.37	5.52	43.39	0.02
	5	7,147	37,577	1,614,978	248,327	2,972,411	4	9,144,218	765,892	0.78	225.97	5.26	42.98	0.01
	6	6,631	34,464	1,491,628	225,249	2,714,034	4	9,147,019	740,804	0.72	224.95	5.20	43.28	0.01
	7	5,828	30,942	1,330,898	198,503	2,409,475	6	9,068,382	759,419	0.64	228.36	5.31	43.01	0.02
	8	6,276	32,800	1,395,313	207,442	2,516,168	3	9,077,202	759,742	0.69	222.33	5.23	42.54	0.01
	9	5,584	29,081	1,211,067	178,616	2,205,021	3	9,135,648	735,818	0.61	216.88	5.21	41.64	0.01
	10	5,484	27,760	1,170,493	175,541	2,150,659	6	9,128,474	764,466	0.60	213.44	5.06	42.16	0.03
	11	5,230	26,602	1,107,434	163,095	2,010,802	2	9,154,805	741,195	0.57	211.75	5.09	41.63	0.01
	12	5,156	25,197	1,050,452	159,793	1,941,237	3	9,202,647	768,989	0.56	203.73	4.89	41.69	0.02
2012	1	5,317	29,718	1,241,860	182,921	2,215,865	3	8,374,710	701,566	0.63	233.56	5.59	41.79	0.01
	2	5,084	27,313	1,145,474	171,107	2,060,943	4	8,364,923	655,924	0.61	225.31	5.37	41.94	0.02
	3	4,944	25,307	1,070,415	157,635	2,002,363	1	9,073,282	701,865	0.54	216.51	5.12	42.30	0.00
	4	6,023	28,878	1,278,840	190,723	2,320,729	4	8,961,027	734,008	0.67	212.33	4.79	44.28	0.02

**Table 4A: Summary of Alendronate Use and Subsequent Events in the MSDD between January 1, 2006 and December 31, 2013, by Drug Use and Year-Month**

Year	Month	Users	Dispensings	Days Supplied	Amount Supplied	Days at Risk	Episodes w/ Events	Eligible Members	Member-Years	Users / 1K Eligible Members	Days Supplied/ User	Dispensings / User	Days Supplied/ Dispensing	Episodes w/ Events / 10K Days at Risk
2013	5	5,730	26,389	1,161,758	176,530	2,143,039	5	9,059,647	758,577	0.63	202.75	4.61	44.02	0.02
	6	4,981	23,150	1,021,650	152,079	1,855,245	3	9,059,750	733,987	0.55	205.11	4.65	44.13	0.02
	7	4,657	20,311	881,944	133,264	1,660,632	2	8,989,739	752,894	0.52	189.38	4.36	43.42	0.01
	8	5,039	22,192	951,680	145,280	1,777,806	7	9,002,657	753,832	0.56	188.86	4.40	42.88	0.04
	9	4,355	18,733	794,727	119,079	1,468,077	1	9,075,066	729,990	0.48	182.49	4.30	42.42	0.01
	10	5,033	21,135	914,157	135,964	1,696,133	3	9,069,805	759,920	0.55	181.63	4.20	43.25	0.02
	11	4,607	19,358	811,368	120,849	1,491,876	2	9,092,202	736,257	0.51	176.12	4.20	41.91	0.01
	12	4,213	17,468	735,605	109,910	1,323,813	0	9,127,057	763,917	0.46	174.60	4.15	42.11	0.00
	1	4,336	18,668	785,361	116,877	1,420,104	4	8,455,455	708,775	0.51	181.13	4.31	42.07	0.03
	2	3,977	16,873	703,236	104,014	1,237,679	0	8,345,728	638,150	0.48	176.83	4.24	41.68	0.00
	3	3,990	16,407	678,726	101,693	1,185,062	1	8,341,842	705,875	0.48	170.11	4.11	41.37	0.01
	4	5,521	20,242	858,774	128,997	1,510,214	2	9,072,051	743,205	0.61	155.55	3.67	42.43	0.01
5	5,268	18,065	771,691	114,556	1,330,819	5	9,165,054	768,016	0.57	146.49	3.43	42.72	0.04	
6	4,528	15,000	629,068	95,166	1,053,954	1	9,171,831	742,850	0.49	138.93	3.31	41.94	0.01	
7	4,835	15,315	623,282	94,223	1,025,697	2	9,137,101	765,563	0.53	128.91	3.17	40.70	0.02	
8	4,916	14,413	581,244	87,840	919,540	1	9,142,571	766,081	0.54	118.24	2.93	40.33	0.01	
9	4,561	12,345	485,140	74,619	746,696	1	9,297,568	741,806	0.49	106.37	2.71	39.30	0.01	
10	5,342	13,531	511,127	82,017	743,621	0	9,289,328	778,621	0.58	95.68	2.53	37.77	0.00	
11	4,523	9,699	366,877	60,697	512,859	0	9,302,649	753,873	0.49	81.11	2.14	37.83	0.00	
12	4,206	7,984	268,657	40,729	367,114	0	9,309,324	778,655	0.45	63.87	1.90	33.65	0.00	
<b>Alendronate and Osteonecrosis of Jaw; Exposure Extension Period=365; Minimum Episode Duration=730</b>														
2006	1	58	1,545	64,830	27,202	79,328	0	152,376	11,886	0.38	1,117.76	26.64	41.96	0.00
	2	45	1,098	47,129	6,720	57,587	0	141,617	10,745	0.32	1,047.31	24.40	42.92	0.00
	3	51	1,489	51,254	7,600	66,522	1	142,772	11,943	0.36	1,004.98	29.20	34.42	0.15
	4	1,498	38,440	1,597,233	331,089	1,977,160	2	3,008,136	244,024	0.50	1,066.24	25.66	41.55	0.01
	5	1,191	31,783	1,282,022	224,435	1,580,035	2	3,064,463	253,857	0.39	1,076.42	26.69	40.34	0.01
	6	1,186	31,788	1,248,869	269,660	1,553,546	3	3,083,301	246,826	0.38	1,053.01	26.80	39.29	0.02
	7	1,080	28,243	1,131,192	197,364	1,406,637	5	3,104,326	256,049	0.35	1,047.40	26.15	40.05	0.04
	8	1,208	31,528	1,237,110	219,524	1,547,970	0	3,121,483	258,135	0.39	1,024.10	26.10	39.24	0.00
	9	1,167	29,793	1,147,516	225,597	1,456,175	0	3,150,193	252,317	0.37	983.30	25.53	38.52	0.00
	10	1,176	29,869	1,187,410	214,267	1,498,813	0	3,156,661	262,713	0.37	1,009.70	25.40	39.75	0.00
	11	1,109	27,761	1,086,176	210,329	1,376,389	2	3,163,073	254,811	0.35	979.42	25.03	39.13	0.01
	12	965	24,537	951,312	152,106	1,195,534	3	3,175,924	264,283	0.30	985.82	25.43	38.77	0.03
2007	1	1,235	33,023	1,257,129	258,160	1,595,965	2	3,182,040	248,351	0.39	1,017.92	26.74	38.07	0.01
	2	1,061	27,337	1,066,543	186,182	1,362,692	2	2,951,421	222,964	0.36	1,005.22	25.77	39.01	0.01



**Table 4A: Summary of Alendronate Use and Subsequent Events in the MSDD between January 1, 2006 and December 31, 2013, by Drug Use and Year-Month**

Year	Month	Users	Dispensings	Days Supplied	Amount Supplied	Days at Risk	Episodes w/ Events	Eligible Members	Member-Years	Users / 1K Eligible Members	Days Supplied/ User	Dispensings / User	Days Supplied/ Dispensing	Episodes w/ Events / 10K Days at Risk
	3	1,057	26,463	1,047,019	182,848	1,332,557	0	2,942,528	246,055	0.36	990.56	25.04	39.57	0.00
	4	1,063	26,789	1,052,675	207,635	1,335,008	1	3,087,712	249,600	0.34	990.29	25.20	39.30	0.01
	5	1,058	26,044	1,033,545	185,094	1,314,952	0	3,111,733	258,506	0.34	976.89	24.62	39.68	0.00
	6	947	23,211	929,933	146,127	1,188,799	2	3,122,074	250,489	0.30	981.98	24.51	40.06	0.02
	7	952	22,538	924,211	177,692	1,179,975	3	3,128,086	258,722	0.30	970.81	23.67	41.01	0.03
	8	1,048	25,534	1,009,932	162,239	1,300,759	0	4,070,391	264,402	0.26	963.68	24.36	39.55	0.00
	9	1,379	34,094	1,370,880	211,165	1,724,095	3	4,101,677	329,224	0.34	994.11	24.72	40.21	0.02
	10	1,536	38,620	1,491,256	235,702	1,890,894	0	4,105,119	341,313	0.37	970.87	25.14	38.61	0.00
	11	1,446	36,091	1,420,433	248,572	1,803,555	2	4,105,453	330,523	0.35	982.32	24.96	39.36	0.01
	12	1,476	37,829	1,468,863	233,262	1,851,160	2	4,117,766	343,028	0.36	995.16	25.63	38.83	0.01
2008	1	2,182	53,401	2,146,220	327,702	2,734,499	4	4,127,091	323,269	0.53	983.60	24.47	40.19	0.01
	2	1,896	48,466	1,904,175	307,443	2,403,301	8	3,861,477	300,609	0.49	1,004.31	25.56	39.29	0.03
	3	2,130	52,166	2,130,654	347,150	2,678,950	4	5,744,570	325,405	0.37	1,000.31	24.49	40.84	0.01
	4	3,158	69,501	3,070,116	516,301	3,875,339	3	5,718,680	461,602	0.55	972.17	22.01	44.17	0.01
	5	2,584	58,475	2,491,851	376,000	3,157,698	6	5,776,754	477,089	0.45	964.34	22.63	42.61	0.02
	6	2,398	55,083	2,318,286	363,860	2,928,659	2	5,792,013	463,078	0.41	966.76	22.97	42.09	0.01
	7	2,387	53,255	2,247,954	408,533	2,864,781	8	5,815,696	478,776	0.41	941.75	22.31	42.21	0.03
	8	2,200	49,020	2,058,184	336,589	2,625,884	5	5,792,548	480,184	0.38	935.54	22.28	41.99	0.02
	9	2,310	52,235	2,165,157	353,130	2,750,656	4	5,830,645	465,518	0.40	937.30	22.61	41.45	0.01
	10	2,311	51,293	2,127,119	340,142	2,723,849	8	5,832,218	483,250	0.40	920.43	22.20	41.47	0.03
	11	2,071	45,210	1,912,715	302,660	2,445,597	3	5,823,426	468,457	0.36	923.57	21.83	42.31	0.01
	12	2,210	47,739	1,992,009	327,027	2,559,721	2	5,845,093	486,023	0.38	901.36	21.60	41.73	0.01
2009	1	3,334	77,106	3,115,688	471,881	4,001,211	14	5,852,284	445,672	0.57	934.52	23.13	40.41	0.03
	2	2,902	64,831	2,671,090	417,342	3,430,917	9	5,298,057	400,678	0.55	920.43	22.34	41.20	0.03
	3	2,585	55,899	2,330,649	358,137	3,017,302	9	5,289,380	443,385	0.49	901.61	21.62	41.69	0.03
	4	2,388	49,430	2,166,673	326,595	2,789,297	1	5,644,043	457,389	0.42	907.32	20.70	43.83	0.00
	5	2,186	46,797	1,973,265	301,872	2,523,457	6	5,707,447	473,782	0.38	902.68	21.41	42.17	0.02
	6	2,203	45,050	1,977,627	295,061	2,527,448	3	5,740,641	460,012	0.38	897.70	20.45	43.90	0.01
	7	2,075	44,057	1,865,777	285,373	2,382,643	3	5,745,649	473,872	0.36	899.17	21.23	42.35	0.01
	8	2,013	42,541	1,758,232	257,063	2,270,053	3	5,701,203	474,145	0.35	873.44	21.13	41.33	0.01
	9	1,989	40,508	1,712,061	267,422	2,218,050	3	5,738,508	459,085	0.35	860.76	20.37	42.26	0.01
	10	1,949	39,174	1,688,455	265,629	2,170,033	2	5,737,337	476,813	0.34	866.32	20.10	43.10	0.01
	11	1,698	34,996	1,443,443	223,305	1,868,916	6	5,732,738	462,145	0.30	850.08	20.61	41.25	0.03
	12	1,783	36,942	1,543,090	225,465	1,973,351	1	5,757,170	478,811	0.31	865.45	20.72	41.77	0.01
2010	1	1,900	38,319	1,626,041	252,003	2,110,986	2	5,756,623	441,248	0.33	855.81	20.17	42.43	0.01

**Table 4A: Summary of Alendronate Use and Subsequent Events in the MSDD between January 1, 2006 and December 31, 2013, by Drug Use and Year-Month**

Year	Month	Users	Dispensings	Days Supplied	Amount Supplied	Days at Risk	Episodes w/ Events	Eligible Members	Member-Years	Users / 1K Eligible Members	Days Supplied/ User	Dispensings / User	Days Supplied/ Dispensing	Episodes w/ Events / 10K Days at Risk
	2	1,628	33,692	1,408,336	212,735	1,792,088	2	5,237,643	396,640	0.31	865.07	20.70	41.80	0.01
	3	1,650	33,420	1,408,810	205,460	1,811,136	2	5,229,703	438,015	0.32	853.82	20.25	42.15	0.01
	4	1,805	33,898	1,511,597	223,699	1,941,711	6	5,667,509	459,602	0.32	837.45	18.78	44.59	0.03
	5	1,763	33,825	1,483,366	219,278	1,889,821	5	5,730,147	475,901	0.31	841.39	19.19	43.85	0.03
	6	1,740	33,309	1,468,538	221,826	1,865,898	0	5,758,999	461,621	0.30	843.99	19.14	44.09	0.00
	7	1,591	30,684	1,328,879	200,849	1,691,387	3	5,758,773	475,375	0.28	835.25	19.29	43.31	0.02
	8	1,660	31,368	1,383,083	207,693	1,744,135	3	5,710,035	475,479	0.29	833.18	18.90	44.09	0.02
	9	1,508	28,074	1,207,304	183,104	1,549,989	0	5,739,948	460,265	0.26	800.60	18.62	43.00	0.00
	10	1,531	28,877	1,254,750	190,076	1,584,459	0	5,734,583	477,348	0.27	819.56	18.86	43.45	0.00
	11	1,466	27,779	1,172,563	173,865	1,484,155	2	5,734,167	462,040	0.26	799.84	18.95	42.21	0.01
	12	1,349	25,568	1,077,063	159,550	1,357,895	3	5,746,571	478,845	0.23	798.42	18.95	42.13	0.02
2011	1	1,581	29,538	1,276,920	191,416	1,595,914	4	5,749,023	453,092	0.28	807.67	18.68	43.23	0.03
	2	1,374	26,583	1,093,834	164,131	1,379,793	2	5,370,526	406,248	0.26	796.09	19.35	41.15	0.01
	3	1,516	27,844	1,198,002	174,025	1,497,454	3	5,356,964	449,195	0.28	790.24	18.37	43.03	0.02
	4	1,553	27,497	1,215,668	178,758	1,510,123	5	5,753,065	466,652	0.27	782.79	17.71	44.21	0.03
	5	1,478	25,979	1,131,553	175,079	1,403,014	2	5,793,814	482,706	0.26	765.60	17.58	43.56	0.01
	6	1,382	23,251	1,045,340	156,776	1,289,862	0	5,802,375	467,248	0.24	756.40	16.82	44.96	0.00
	7	1,278	21,738	963,079	139,741	1,171,768	3	5,804,239	481,438	0.22	753.58	17.01	44.30	0.03
	8	1,378	23,270	1,016,891	148,395	1,235,496	2	5,789,091	481,968	0.24	737.95	16.89	43.70	0.02
	9	1,223	21,216	895,676	129,955	1,075,286	1	5,833,938	466,909	0.21	732.36	17.35	42.22	0.01
	10	1,206	19,496	869,985	130,585	1,032,516	3	5,834,663	485,433	0.21	721.38	16.17	44.62	0.03
	11	1,174	19,239	825,472	121,670	975,614	1	5,836,430	470,318	0.20	703.13	16.39	42.91	0.01
	12	1,170	18,838	792,206	118,416	945,820	1	5,859,867	485,964	0.20	677.10	16.10	42.05	0.01
2012	1	1,313	20,418	878,608	129,848	1,035,287	0	5,840,256	422,141	0.22	669.16	15.55	43.03	0.00
	2	677	11,443	465,007	68,527	546,496	0	4,996,164	292,485	0.14	686.86	16.90	40.64	0.00
	3	598	9,930	400,278	57,957	470,521	1	3,881,688	304,066	0.15	669.36	16.61	40.31	0.02
	4	566	8,891	369,225	53,137	432,765	0	3,840,414	309,847	0.15	652.34	15.71	41.53	0.00
	5	179	2,794	119,163	17,489	137,852	0	3,824,341	126,780	0.05	665.72	15.61	42.65	0.00
	6	174	2,649	112,708	16,830	129,691	0	1,456,714	116,511	0.12	647.75	15.22	42.55	0.00
	7	1	9	715	102	730	0	1,435,075	3,929	0.00	715.00	9.00	79.44	0.00
	8	0	0	0	0	0	0	0	0	---	---	---	---	---
	9	0	0	0	0	0	0	0	0	---	---	---	---	---
	10	0	0	0	0	0	0	0	0	---	---	---	---	---
	11	0	0	0	0	0	0	0	0	---	---	---	---	---
	12	0	0	0	0	0	0	0	0	---	---	---	---	---

**Table 4A: Summary of Alendronate Use and Subsequent Events in the MSDD between January 1, 2006 and December 31, 2013, by Drug Use and Year-Month**

Year	Month	Users	Dispensings	Days Supplied	Amount Supplied	Days at Risk	Episodes w/ Events	Eligible Members	Member-Years	Users / 1K Eligible Members	Days Supplied/ User	Dispensings / User	Days Supplied/ Dispensing	Episodes w/ Events / 10K Days at Risk	
2013	1	0	0	0	0	0	0	0	0	---	---	---	---	---	
	2	0	0	0	0	0	0	0	0	---	---	---	---	---	
	3	0	0	0	0	0	0	0	0	---	---	---	---	---	
	4	0	0	0	0	0	0	0	0	---	---	---	---	---	
	5	0	0	0	0	0	0	0	0	---	---	---	---	---	
	6	0	0	0	0	0	0	0	0	---	---	---	---	---	
	7	0	0	0	0	0	0	0	0	---	---	---	---	---	
	8	0	0	0	0	0	0	0	0	---	---	---	---	---	
	9	0	0	0	0	0	0	0	0	---	---	---	---	---	
	10	0	0	0	0	0	0	0	0	---	---	---	---	---	
	11	0	0	0	0	0	0	0	0	---	---	---	---	---	
	12	0	0	0	0	0	0	0	0	---	---	---	---	---	
<b>Alendronate and Osteonecrosis of Jaw; Exposure Extension Period=365; Minimum Episode Duration=1461</b>															
2006	1	20	798	33,907	22,794	39,439	0	109,165	8,830	0.18	1,695.35	39.90	42.49	0.00	
	2	11	532	20,787	2,966	23,308	0	105,097	7,995	0.10	1,889.73	48.36	39.07	0.00	
	3	15	734	23,606	3,660	29,590	0	105,942	8,905	0.14	1,573.73	48.93	32.16	0.00	
	4	456	18,359	778,984	171,205	917,603	0	2,010,081	162,936	0.23	1,708.30	40.26	42.43	0.00	
	5	375	15,765	648,365	98,997	756,270	1	2,042,441	169,869	0.18	1,728.97	42.04	41.13	0.01	
	6	363	15,220	613,932	139,150	719,588	1	2,059,011	165,083	0.18	1,691.27	41.93	40.34	0.01	
	7	331	13,870	554,878	85,468	651,738	2	2,072,349	170,924	0.16	1,676.37	41.90	40.01	0.03	
	8	340	13,855	562,607	101,911	671,216	0	2,081,514	172,206	0.16	1,654.73	40.75	40.61	0.00	
	9	298	12,761	501,367	74,860	596,500	0	2,099,192	168,263	0.14	1,682.44	42.82	39.29	0.00	
	10	349	14,096	572,879	91,757	683,297	0	2,100,452	174,835	0.17	1,641.49	40.39	40.64	0.00	
	11	311	12,255	494,866	98,805	590,368	0	2,098,974	169,495	0.15	1,591.21	39.41	40.38	0.00	
	12	268	11,036	441,155	71,442	520,650	1	2,107,481	175,807	0.13	1,646.10	41.18	39.97	0.02	
2007	1	394	16,221	629,767	128,178	760,225	2	2,112,063	168,276	0.19	1,598.39	41.17	38.82	0.03	
	2	313	12,740	502,641	74,346	607,808	2	2,002,116	151,862	0.16	1,605.88	40.70	39.45	0.03	
	3	306	11,947	483,201	81,524	579,822	0	2,003,754	168,147	0.15	1,579.09	39.04	40.45	0.00	
	4	288	11,506	462,143	74,172	548,744	0	2,090,395	169,720	0.14	1,604.66	39.95	40.17	0.00	
	5	274	10,958	444,598	73,035	523,917	0	2,107,840	175,853	0.13	1,622.62	39.99	40.57	0.00	
	6	259	10,027	412,145	59,128	493,645	1	2,119,882	170,643	0.12	1,591.29	38.71	41.10	0.02	
	7	244	8,869	391,875	71,659	463,736	1	2,126,385	175,663	0.11	1,606.05	36.35	44.18	0.02	
	8	292	11,158	459,974	66,955	543,901	0	2,747,858	179,637	0.11	1,575.25	38.21	41.22	0.00	
	9	387	15,102	626,594	93,584	734,376	0	2,769,218	222,727	0.14	1,619.11	39.02	41.49	0.00	
	10	382	15,873	615,298	92,157	722,582	0	2,770,783	231,259	0.14	1,610.73	41.55	38.76	0.00	



**Table 4A: Summary of Alendronate Use and Subsequent Events in the MSDD between January 1, 2006 and December 31, 2013, by Drug Use and Year-Month**

Year	Month	Users	Dispensings	Days Supplied	Amount Supplied	Days at Risk	Episodes w/ Events	Eligible Members	Member-Years	Users / 1K Eligible Members	Days Supplied/ User	Dispensings / User	Days Supplied/ Dispensing	Episodes w/ Events / 10K Days at Risk
2008	11	402	15,730	637,776	107,157	750,055	1	2,777,248	224,124	0.14	1,586.51	39.13	40.55	0.01
	12	449	18,320	713,247	104,725	840,926	0	2,785,209	232,472	0.16	1,588.52	40.80	38.93	0.00
	1	586	22,116	931,654	135,941	1,098,402	3	2,788,813	217,466	0.21	1,589.85	37.74	42.13	0.03
	2	533	21,735	862,597	126,132	1,006,434	3	2,598,587	202,986	0.21	1,618.38	40.78	39.69	0.03
	3	588	22,250	935,335	138,613	1,091,994	1	3,639,684	219,625	0.16	1,590.71	37.84	42.04	0.01
	4	794	28,758	1,262,694	201,866	1,473,391	0	3,626,666	294,532	0.22	1,590.29	36.22	43.91	0.00
	5	638	23,786	1,020,675	151,300	1,179,155	2	3,675,481	305,716	0.17	1,599.80	37.28	42.91	0.02
	6	598	22,462	947,066	140,050	1,097,333	1	3,699,592	296,912	0.16	1,583.72	37.56	42.16	0.01
	7	557	20,154	874,163	129,534	1,012,872	3	3,720,547	306,218	0.15	1,569.41	36.18	43.37	0.03
	8	541	19,681	832,611	122,468	971,924	1	3,694,968	308,066	0.15	1,539.02	36.38	42.31	0.01
	9	572	21,542	897,195	138,061	1,030,895	1	3,717,043	298,566	0.15	1,568.52	37.66	41.65	0.01
	10	547	20,439	859,970	126,132	982,706	3	3,717,931	309,919	0.15	1,572.16	37.37	42.07	0.03
2009	11	504	17,782	784,293	118,912	897,876	0	3,723,197	300,382	0.14	1,556.14	35.28	44.11	0.00
	12	511	18,474	782,125	115,894	893,428	1	3,735,038	311,578	0.14	1,530.58	36.15	42.34	0.01
	1	827	31,748	1,291,691	188,702	1,461,780	3	3,741,360	297,367	0.22	1,561.90	38.39	40.69	0.02
	2	679	24,635	1,053,076	156,133	1,185,574	5	3,534,608	267,468	0.19	1,550.92	36.28	42.75	0.04
	3	596	21,599	913,134	134,696	1,028,719	1	3,524,814	295,805	0.17	1,532.10	36.24	42.28	0.01
	4	551	18,530	840,542	126,024	948,161	0	3,731,623	302,995	0.15	1,525.48	33.63	45.36	0.00
	5	498	17,772	758,076	110,693	846,265	1	3,772,597	314,026	0.13	1,522.24	35.69	42.66	0.01
	6	492	15,892	739,543	108,953	824,385	2	3,796,689	304,987	0.13	1,503.14	32.30	46.54	0.02
	7	480	16,706	722,254	111,072	800,215	2	3,801,080	315,740	0.13	1,504.70	34.80	43.23	0.02
	8	458	16,276	670,067	97,796	749,609	0	3,790,079	316,293	0.12	1,463.03	35.54	41.17	0.00
	9	432	14,788	628,073	92,829	696,666	1	3,819,054	306,407	0.11	1,453.87	34.23	42.47	0.01
	10	446	14,760	644,195	99,145	709,772	0	3,820,299	318,502	0.12	1,444.38	33.09	43.64	0.00
2010	11	371	12,531	527,745	76,498	581,024	0	3,820,601	308,627	0.10	1,422.49	33.78	42.12	0.00
	12	418	13,958	589,773	83,999	644,506	1	3,835,229	318,970	0.11	1,410.94	33.39	42.25	0.02
	1	398	12,784	554,119	80,837	607,511	0	3,821,435	278,612	0.10	1,392.26	32.12	43.34	0.00
	2	170	6,052	241,423	34,261	262,315	0	3,293,316	190,193	0.05	1,420.14	35.60	39.89	0.00
	3	181	6,128	253,654	37,185	274,055	1	2,475,859	207,067	0.07	1,401.40	33.86	41.39	0.04
	4	151	4,955	209,558	31,028	225,518	0	2,612,776	211,029	0.06	1,387.80	32.81	42.29	0.00
	5	45	1,459	61,527	11,309	67,494	0	2,589,303	80,346	0.02	1,367.27	32.42	42.17	0.00
	6	55	1,645	73,390	11,623	81,266	0	913,132	73,267	0.06	1,334.36	29.91	44.61	0.00
	7	2	101	2,828	403	2,922	0	901,556	2,468	0.00	1,414.00	50.50	28.00	0.00
	8	0	0	0	0	0	0	0	0	---	---	---	---	---
	9	0	0	0	0	0	0	0	0	---	---	---	---	---

**Table 4A: Summary of Alendronate Use and Subsequent Events in the MSDD between January 1, 2006 and December 31, 2013, by Drug Use and Year-Month**

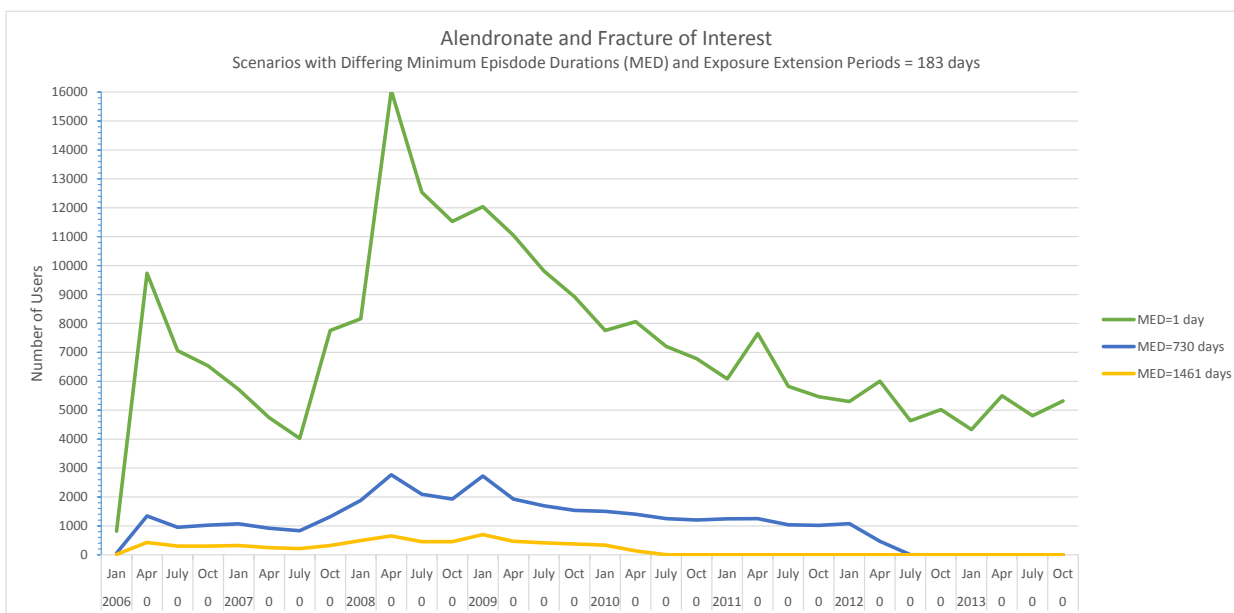
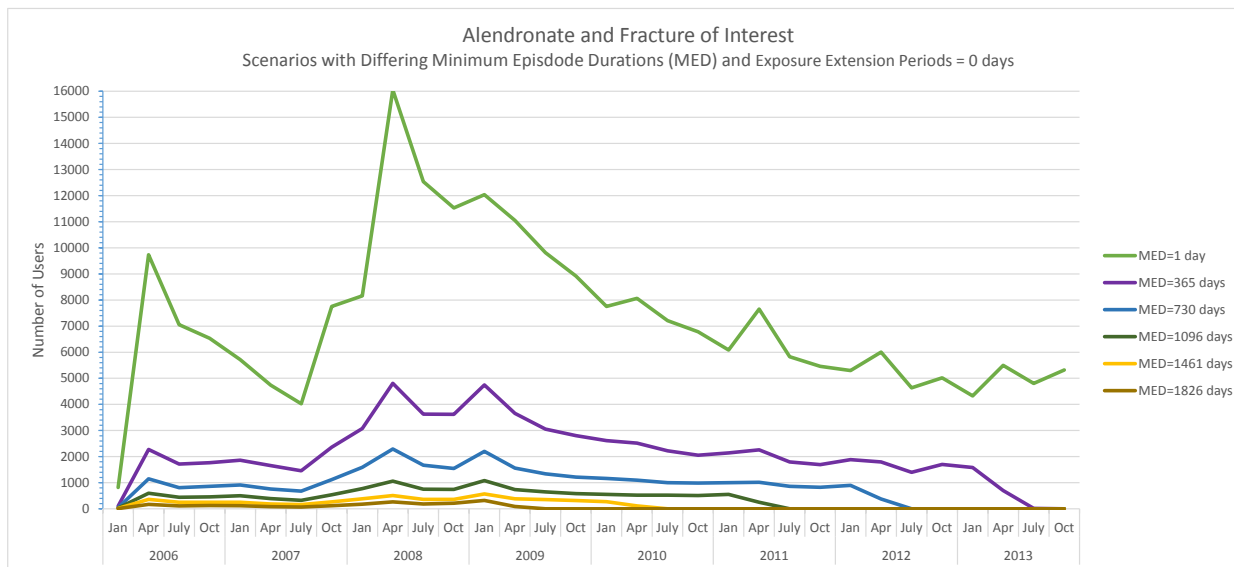
Year	Month	Users	Dispensings	Days Supplied	Amount Supplied	Days at Risk	Episodes w/ Events	Eligible Members	Member-Years	Users / 1K Eligible Members	Days Supplied/ User	Dispensings / User	Days Supplied/ Dispensing	Episodes w/ Events / 10K Days at Risk
2011	10	0	0	0	0	0	0	0	0	---	---	---	---	---
	11	0	0	0	0	0	0	0	0	---	---	---	---	---
	12	0	0	0	0	0	0	0	0	---	---	---	---	---
	1	0	0	0	0	0	0	0	0	---	---	---	---	---
	2	0	0	0	0	0	0	0	0	---	---	---	---	---
	3	0	0	0	0	0	0	0	0	---	---	---	---	---
	4	0	0	0	0	0	0	0	0	---	---	---	---	---
	5	0	0	0	0	0	0	0	0	---	---	---	---	---
	6	0	0	0	0	0	0	0	0	---	---	---	---	---
	7	0	0	0	0	0	0	0	0	---	---	---	---	---
	8	0	0	0	0	0	0	0	0	---	---	---	---	---
	9	0	0	0	0	0	0	0	0	---	---	---	---	---
2012	10	0	0	0	0	0	0	0	0	---	---	---	---	---
	11	0	0	0	0	0	0	0	0	---	---	---	---	---
	12	0	0	0	0	0	0	0	0	---	---	---	---	---
	1	0	0	0	0	0	0	0	0	---	---	---	---	---
	2	0	0	0	0	0	0	0	0	---	---	---	---	---
	3	0	0	0	0	0	0	0	0	---	---	---	---	---
	4	0	0	0	0	0	0	0	0	---	---	---	---	---
	5	0	0	0	0	0	0	0	0	---	---	---	---	---
	6	0	0	0	0	0	0	0	0	---	---	---	---	---
	7	0	0	0	0	0	0	0	0	---	---	---	---	---
	8	0	0	0	0	0	0	0	0	---	---	---	---	---
	9	0	0	0	0	0	0	0	0	---	---	---	---	---
2013	10	0	0	0	0	0	0	0	0	---	---	---	---	---
	11	0	0	0	0	0	0	0	0	---	---	---	---	---
	12	0	0	0	0	0	0	0	0	---	---	---	---	---
	1	0	0	0	0	0	0	0	0	---	---	---	---	---
	2	0	0	0	0	0	0	0	0	---	---	---	---	---
	3	0	0	0	0	0	0	0	0	---	---	---	---	---
	4	0	0	0	0	0	0	0	0	---	---	---	---	---
	5	0	0	0	0	0	0	0	0	---	---	---	---	---
6	0	0	0	0	0	0	0	0	---	---	---	---	---	
7	0	0	0	0	0	0	0	0	---	---	---	---	---	
8	0	0	0	0	0	0	0	0	---	---	---	---	---	

**Table 4A: Summary of Alendronate Use and Subsequent Events in the MSDD between January 1, 2006 and December 31, 2013, by Drug Use and Year-Month**

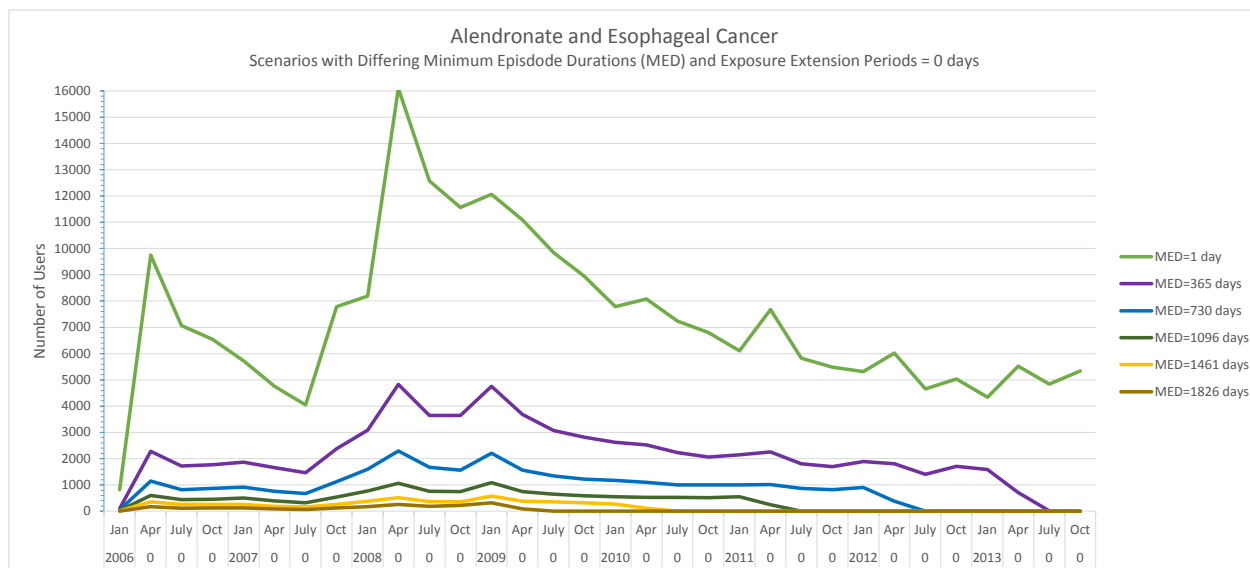
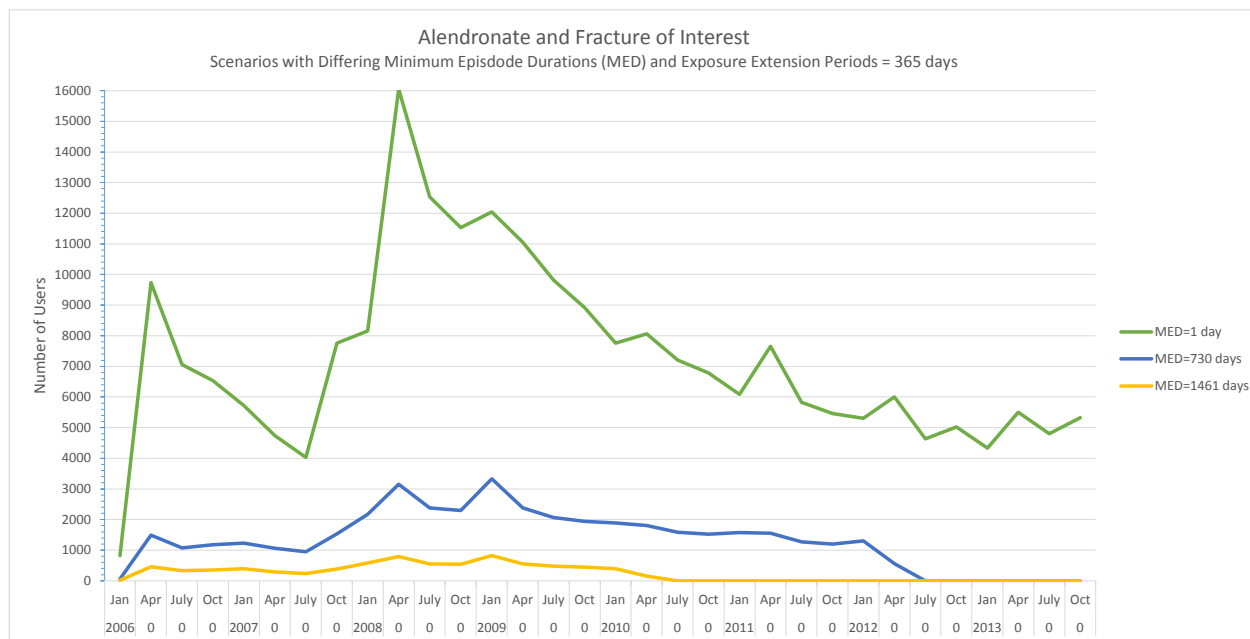
Year	Month	Users	Dispensings	Days Supplied	Amount Supplied	Days at Risk	Episodes w/ Events	Eligible Members	Member-Years	Users / 1K Eligible Members	Days Supplied/ User	Dispensings / User	Days Supplied/ Dispensing	Episodes w/ Events / 10K Days at Risk
	9	0	0	0	0	0	0	0	0	---	---	---	---	---
	10	0	0	0	0	0	0	0	0	---	---	---	---	---
	11	0	0	0	0	0	0	0	0	---	---	---	---	---
	12	0	0	0	0	0	0	0	0	---	---	---	---	---



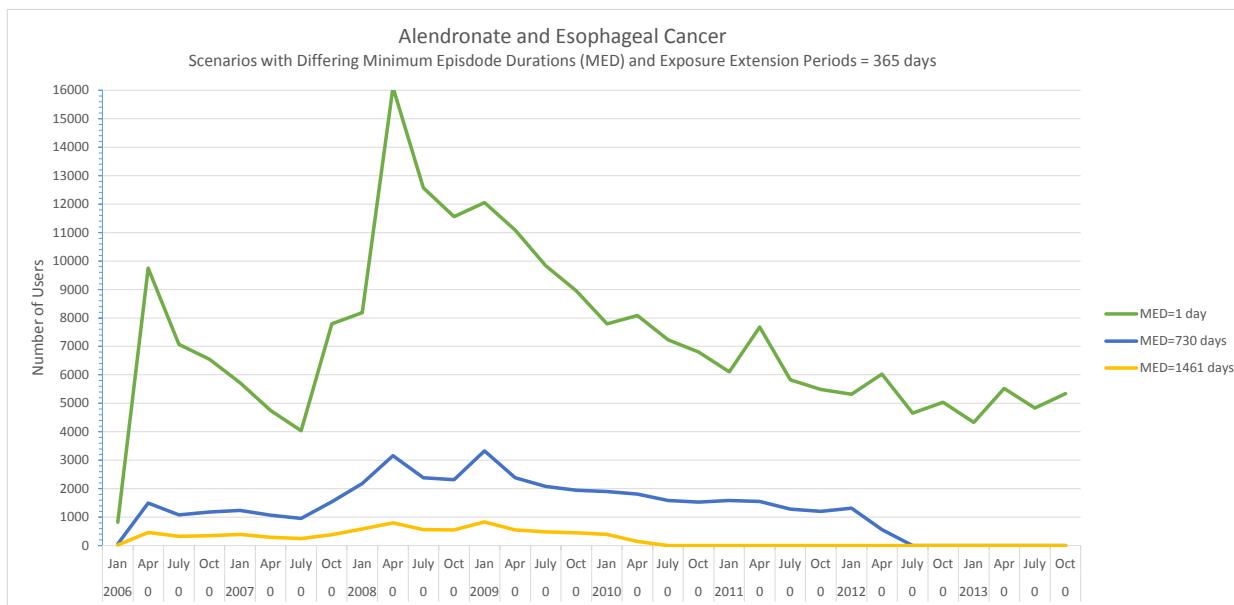
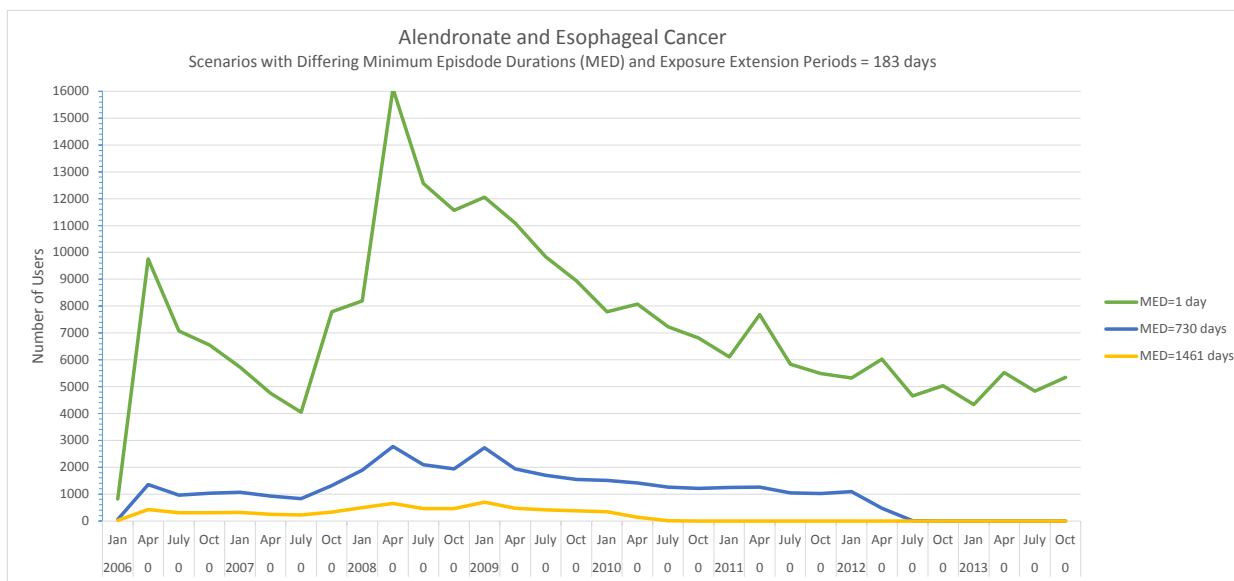
Charts 4A: Summary of Alendronate Use and Subsequent Events in the MSDD between January 1, 2006 and December 31, 2013, by Drug Use and Year-Month



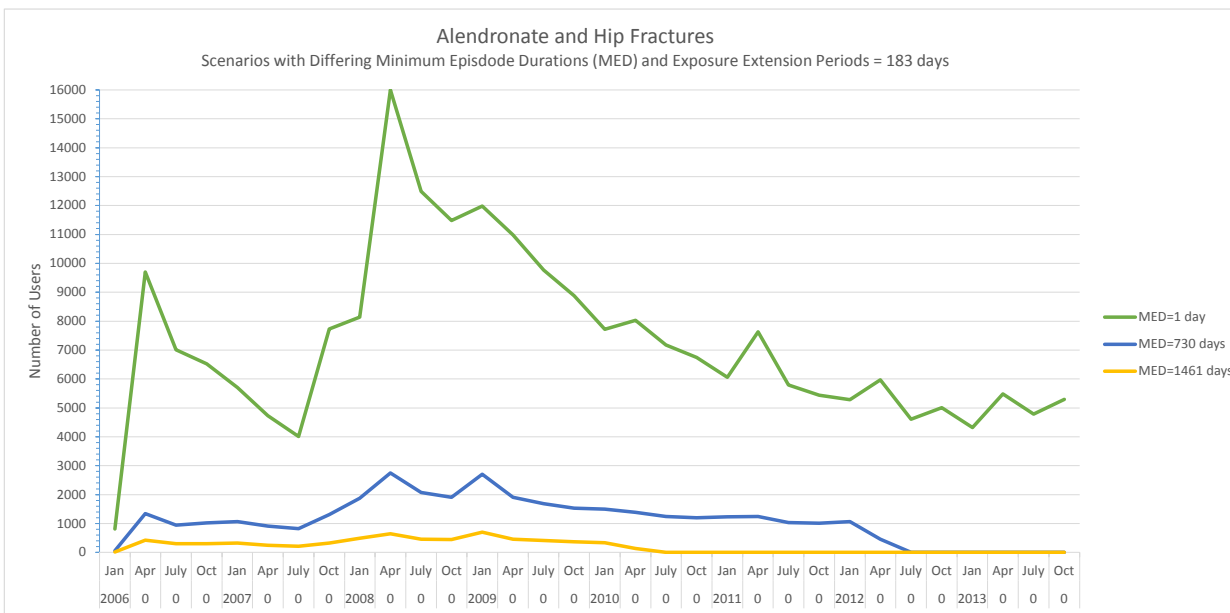
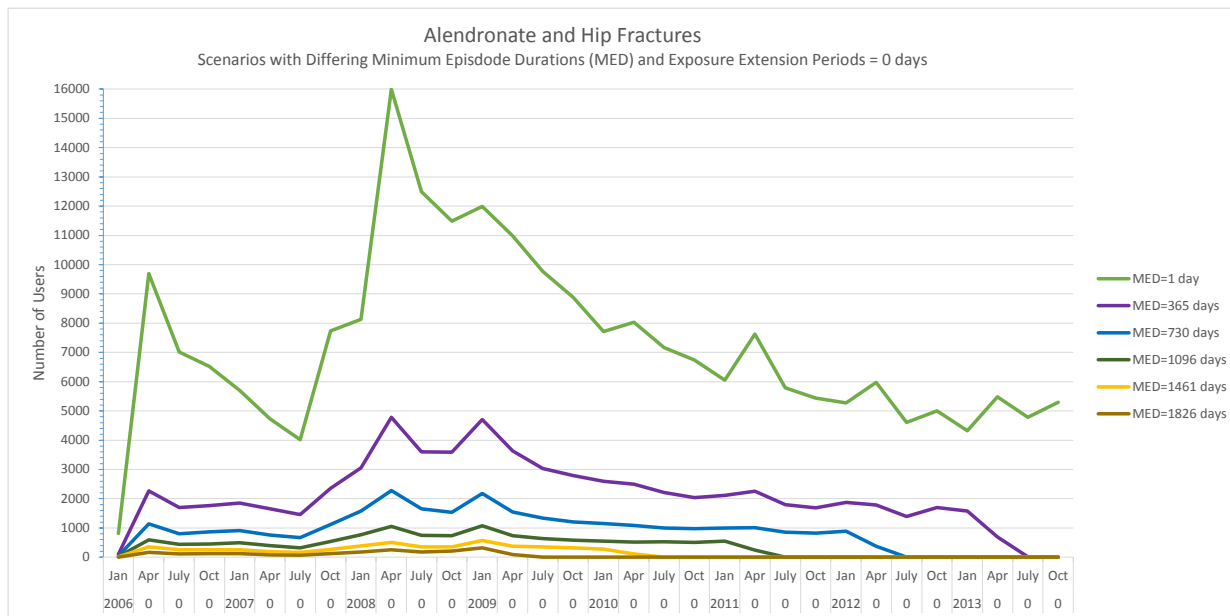
Charts 4A: Summary of Alendronate Use and Subsequent Events in the MSDD between January 1, 2006 and December 31, 2013, by Drug Use and Year-Month



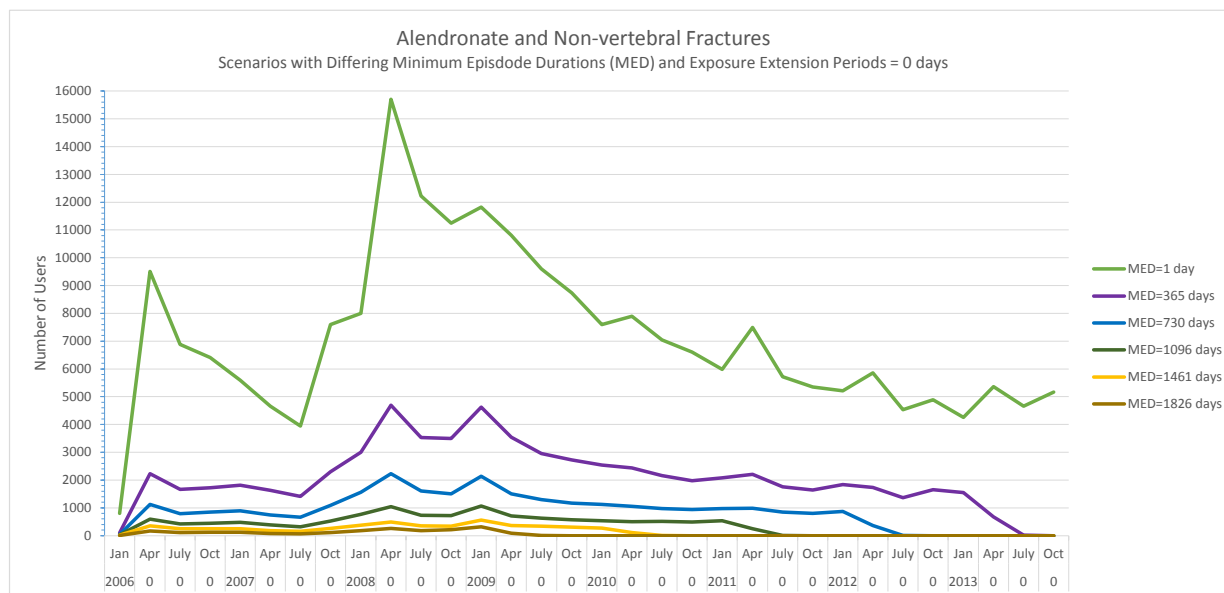
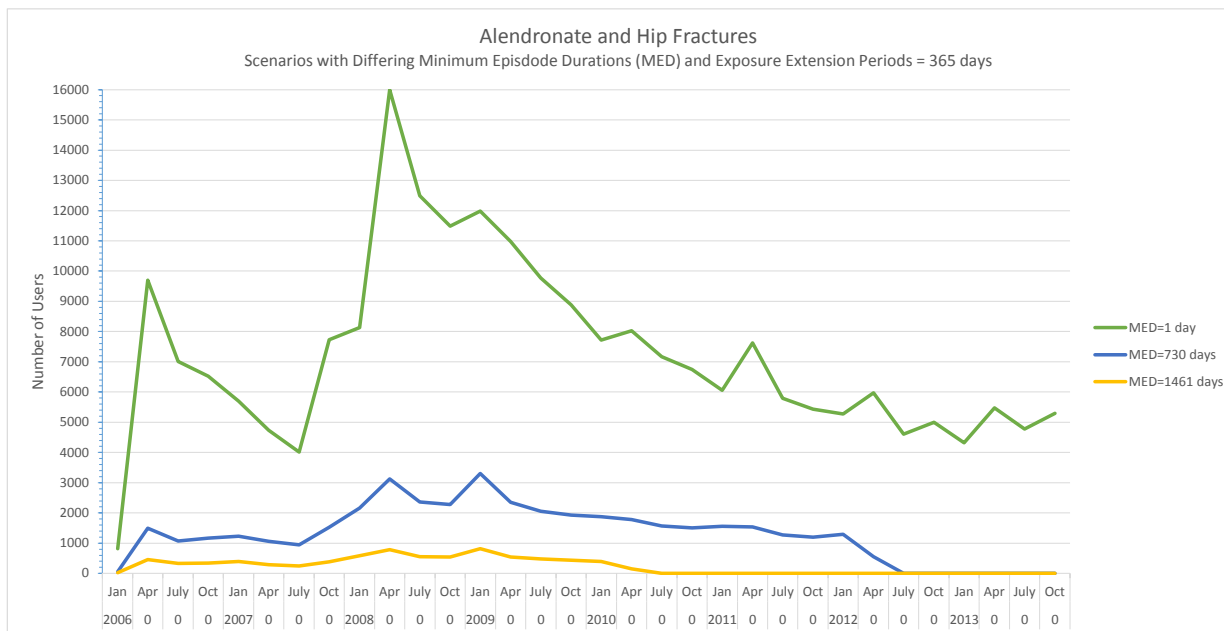
Charts 4A: Summary of Alendronate Use and Subsequent Events in the MSDD between January 1, 2006 and December 31, 2013, by Drug Use and Year-Month



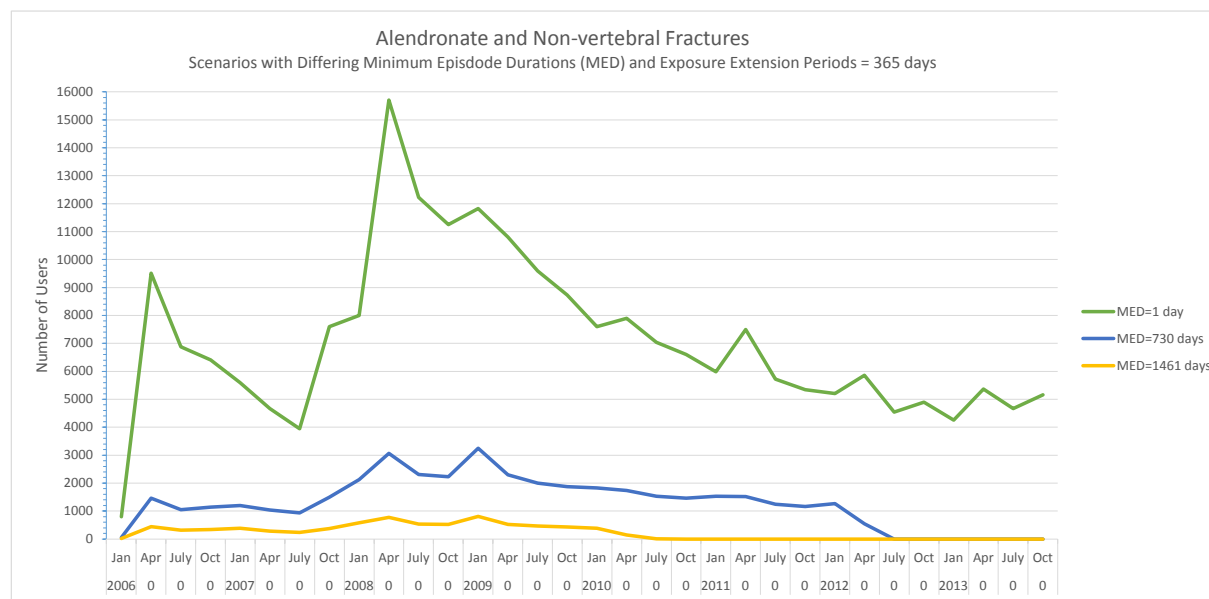
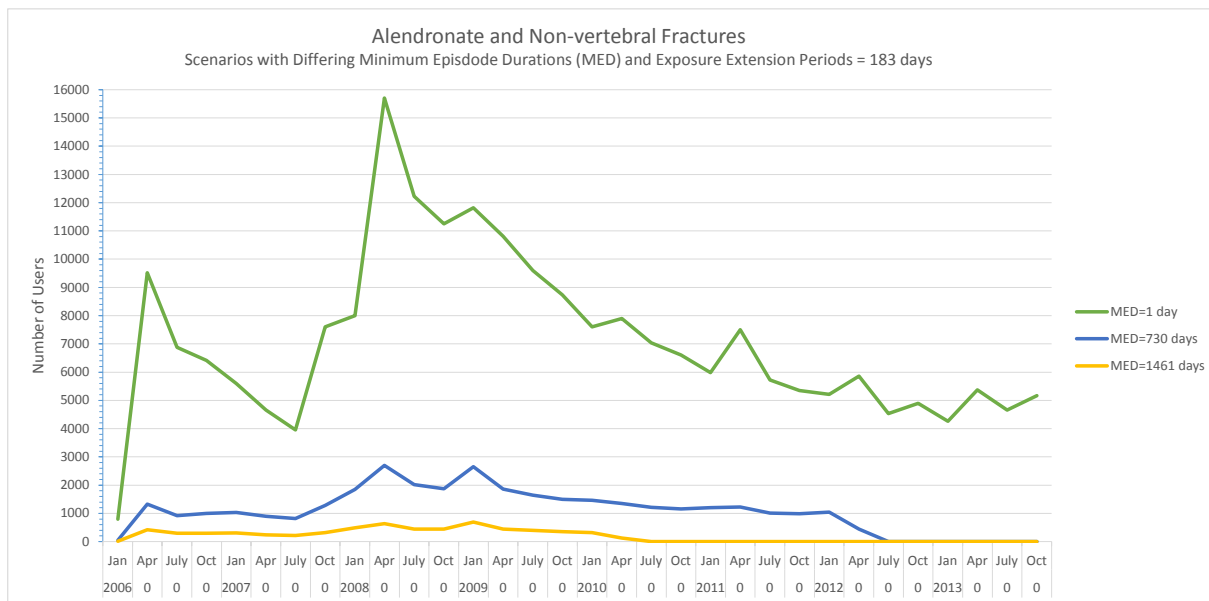
Charts 4A: Summary of Alendronate Use and Subsequent Events in the MSDD between January 1, 2006 and December 31, 2013, by Drug Use and Year-Month



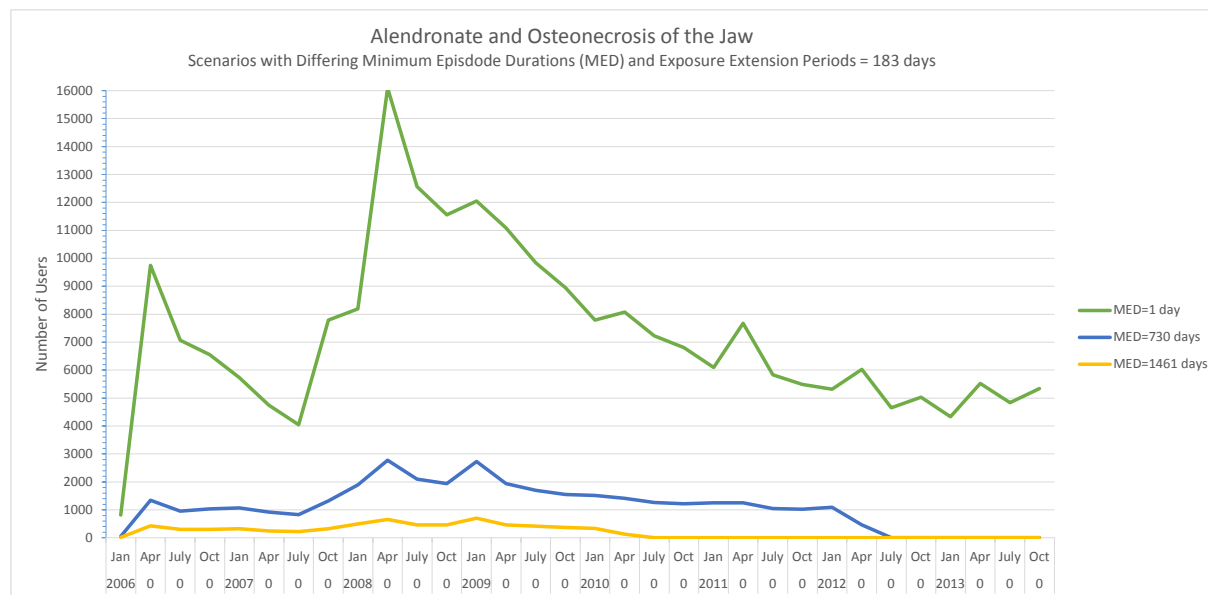
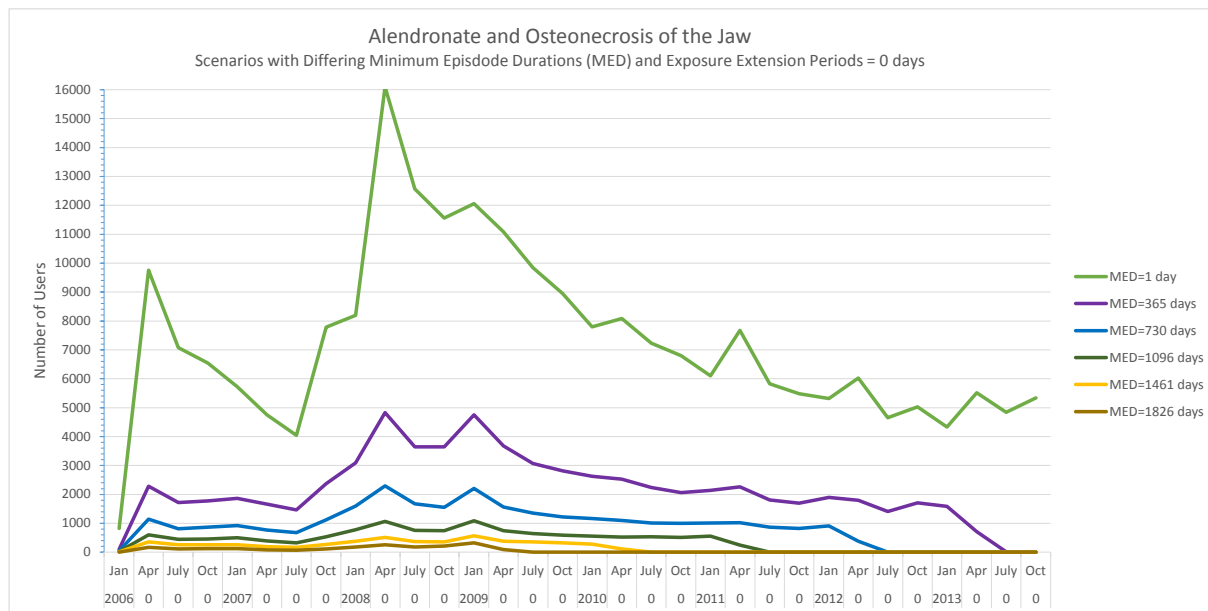
Charts 4A: Summary of Alendronate Use and Subsequent Events in the MSDD between January 1, 2006 and December 31, 2013, by Drug Use and Year-Month



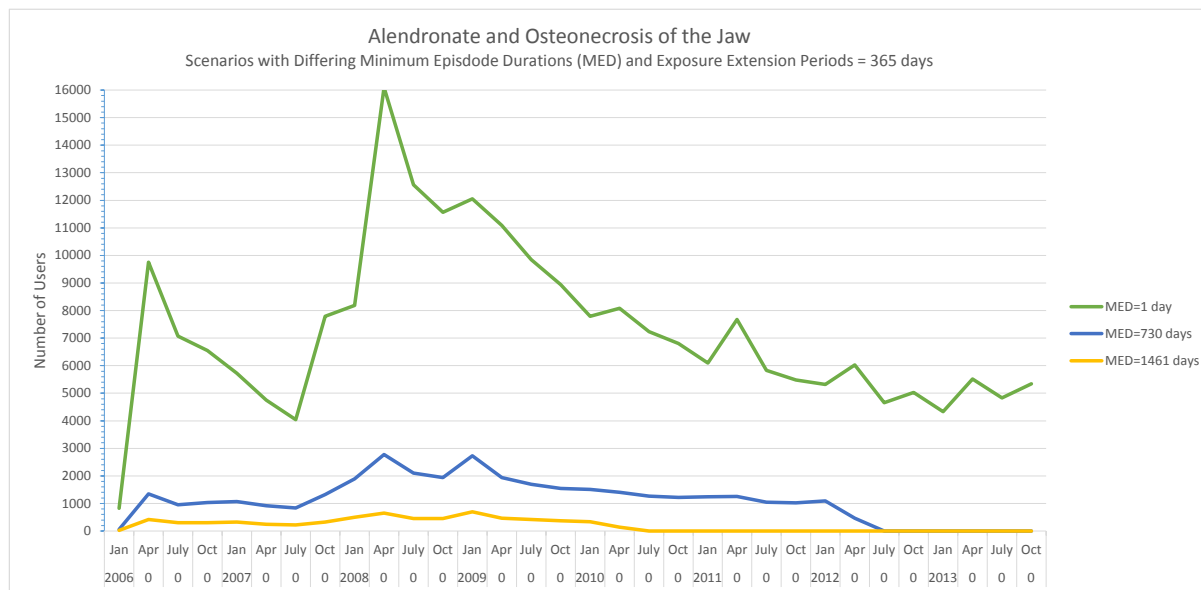
Charts 4A: Summary of Alendronate Use and Subsequent Events in the MSDD between January 1, 2006 and December 31, 2013, by Drug Use and Year-Month



Charts 4A: Summary of Alendronate Use and Subsequent Events in the MSDD between January 1, 2006 and December 31, 2013, by Drug Use and Year-Month



Charts 4A: Summary of Alendronate Use and Subsequent Events in the MSDD between January 1, 2006 and December 31, 2013, by Drug Use and Year-Month





**Table 4B: Summary of Risedronate Use and Subsequent Events in the MSDD between January 1, 2006 and December 31, 2013, by Drug Use and Year-Month**

Year	Month	Users	Dispensings	Days Supplied	Amount Supplied	Days at Risk	Episodes w/ Events	Eligible Members	Member-Years	Users / 1K Eligible Members	Days Supplied/ User	Dispensings / User	Days Supplied/ Dispensing	Episodes w/ Events / 10K Days at Risk
<b>Risedronate and Fracture of Interest; Exposure Extension Period= 0; Minimum Episode Duration=1</b>														
2006	1	193	1,030	33,640	5,465	36,705	0	237,415	19,860	0.81	174.30	5.34	32.66	0.00
	2	158	809	28,050	4,120	30,909	0	236,325	18,026	0.67	177.53	5.12	34.67	0.00
	3	148	743	25,204	4,096	26,794	1	238,837	20,111	0.62	170.30	5.02	33.92	0.37
	4	4,485	30,441	1,209,967	205,740	1,295,435	17	4,469,355	365,335	1.00	269.78	6.79	39.75	0.13
	5	4,620	31,160	1,171,579	210,530	1,255,520	10	4,548,799	379,325	1.02	253.59	6.74	37.60	0.08
	6	4,393	30,248	1,142,544	191,671	1,231,199	7	4,558,841	367,201	0.96	260.08	6.89	37.77	0.06
	7	3,597	23,769	912,405	153,373	982,155	7	4,563,563	380,087	0.79	253.66	6.61	38.39	0.07
	8	3,764	24,568	927,702	156,555	1,000,286	8	4,606,426	382,923	0.82	246.47	6.53	37.76	0.08
	9	3,289	21,944	828,169	134,693	895,613	7	4,645,228	373,847	0.71	251.80	6.67	37.74	0.08
	10	3,374	23,363	868,875	145,318	933,307	8	4,653,087	389,381	0.73	257.52	6.92	37.19	0.09
	11	2,970	21,007	782,643	131,138	840,075	6	4,669,720	377,878	0.64	263.52	7.07	37.26	0.07
	12	2,744	18,893	710,036	122,194	761,615	8	4,697,904	392,794	0.58	258.76	6.89	37.58	0.11
2007	1	2,958	21,666	796,272	131,106	855,604	9	4,474,682	374,218	0.66	269.19	7.32	36.75	0.11
	2	2,496	17,872	670,130	110,432	715,421	10	4,425,350	337,824	0.56	268.48	7.16	37.50	0.14
	3	2,478	18,103	669,996	108,617	718,140	5	4,432,875	374,412	0.56	270.38	7.31	37.01	0.07
	4	2,326	15,723	591,981	98,728	639,098	1	4,682,785	382,937	0.50	254.51	6.76	37.65	0.02
	5	2,414	17,200	636,228	105,323	682,097	4	4,751,000	397,415	0.51	263.56	7.13	36.99	0.06
	6	2,183	14,957	550,956	86,511	591,910	1	4,777,192	385,336	0.46	252.38	6.85	36.84	0.02
	7	2,093	14,320	530,677	80,790	570,399	2	4,745,368	396,841	0.44	253.55	6.84	37.06	0.04
	8	2,331	15,318	566,414	83,864	608,438	8	6,283,965	406,352	0.37	242.99	6.57	36.98	0.13
	9	3,976	21,980	799,783	124,839	865,290	11	6,330,233	509,979	0.63	201.15	5.53	36.39	0.13
	10	4,294	24,614	878,612	132,348	946,127	5	6,332,627	530,344	0.68	204.61	5.73	35.70	0.05
	11	3,712	21,721	784,833	114,828	844,417	9	6,356,546	514,361	0.58	211.43	5.85	36.13	0.11
	12	3,209	16,855	605,237	92,001	656,424	7	6,390,344	534,337	0.50	188.61	5.25	35.91	0.11
2008	1	4,056	23,493	849,559	126,662	916,583	7	6,117,664	511,782	0.66	209.46	5.79	36.16	0.08
	2	3,166	18,573	671,914	98,811	725,511	7	6,103,601	478,889	0.52	212.23	5.87	36.18	0.10
	3	3,152	17,314	660,443	95,030	706,816	12	9,622,730	520,734	0.33	209.53	5.49	38.15	0.17
	4	6,433	33,407	1,459,653	213,326	1,556,150	19	9,493,832	777,056	0.68	226.90	5.19	43.69	0.12
	5	5,863	29,903	1,225,417	172,917	1,312,639	7	9,661,618	805,782	0.61	209.01	5.10	40.98	0.05
	6	5,712	28,979	1,196,783	155,615	1,280,641	15	9,704,881	781,153	0.59	209.52	5.07	41.30	0.12
	7	5,667	27,781	1,136,620	139,505	1,216,806	13	9,702,828	809,294	0.58	200.57	4.90	40.91	0.11
	8	5,390	27,317	1,085,149	119,241	1,161,959	12	9,732,549	813,463	0.55	201.33	5.07	39.72	0.10
	9	5,126	25,610	1,040,178	107,381	1,112,240	8	9,814,933	789,034	0.52	202.92	5.00	40.62	0.07
	10	5,546	27,608	1,113,461	111,634	1,189,915	15	9,824,703	821,847	0.56	200.77	4.98	40.33	0.13

**Table 4B: Summary of Risedronate Use and Subsequent Events in the MSDD between January 1, 2006 and December 31, 2013, by Drug Use and Year-Month**

Year	Month	Users	Dispensings	Days Supplied	Amount Supplied	Days at Risk	Episodes w/ Events	Eligible Members	Member-Years	Users / 1K Eligible Members	Days Supplied/ User	Dispensings / User	Days Supplied/ Dispensing	Episodes w/ Events / 10K Days at Risk
2009	11	4,634	22,781	909,157	88,175	971,451	10	9,846,247	796,510	0.47	196.19	4.92	39.91	0.10
	12	4,725	22,699	900,200	84,101	960,667	13	9,901,012	826,614	0.48	190.52	4.80	39.66	0.14
	1	4,169	23,766	960,683	90,792	1,022,021	9	9,129,263	763,748	0.46	230.43	5.70	40.42	0.09
	2	3,533	19,274	768,586	69,713	819,168	6	8,994,670	687,346	0.39	217.54	5.46	39.88	0.07
	3	3,547	18,780	754,365	66,981	803,059	3	8,960,188	757,915	0.40	212.68	5.29	40.17	0.04
	4	3,905	20,259	845,330	74,518	899,100	9	9,587,668	785,100	0.41	216.47	5.19	41.73	0.10
	5	3,502	18,702	747,789	65,827	799,042	7	9,733,852	812,812	0.36	213.53	5.34	39.98	0.09
	6	3,700	19,250	776,673	64,643	825,789	6	9,778,522	789,007	0.38	209.91	5.20	40.35	0.07
	7	3,914	22,060	868,770	72,221	924,001	9	9,733,742	814,804	0.40	221.96	5.64	39.38	0.10
	8	3,652	19,821	777,766	57,624	829,782	3	9,743,142	815,949	0.37	212.97	5.43	39.24	0.04
	9	3,565	18,996	741,258	58,774	790,882	3	9,797,959	789,854	0.36	207.93	5.33	39.02	0.04
	10	3,590	18,976	742,519	54,535	792,092	5	9,775,676	819,106	0.37	206.83	5.29	39.13	0.06
2010	11	3,204	15,470	603,962	44,442	645,037	5	9,787,471	793,454	0.33	188.50	4.83	39.04	0.08
	12	3,202	15,356	597,847	44,768	638,604	3	9,827,385	822,075	0.33	186.71	4.80	38.93	0.05
	1	3,046	16,754	660,819	48,539	703,241	4	8,895,258	746,099	0.34	216.95	5.50	39.44	0.06
	2	2,568	13,188	524,479	39,242	557,726	3	8,776,172	670,726	0.29	204.24	5.14	39.77	0.05
	3	2,671	13,430	550,035	39,940	584,668	2	8,741,534	739,624	0.31	205.93	5.03	40.96	0.03
	4	2,963	14,529	587,861	43,962	624,552	6	9,457,398	774,586	0.31	198.40	4.90	40.46	0.10
	5	2,524	13,056	506,135	39,133	540,990	5	9,556,575	799,080	0.26	200.53	5.17	38.77	0.09
	6	2,526	11,493	475,353	37,370	504,751	4	9,589,587	774,173	0.26	188.18	4.55	41.36	0.08
	7	2,454	11,922	464,653	34,786	494,686	7	9,522,695	797,910	0.26	189.35	4.86	38.97	0.14
	8	2,407	11,470	448,301	31,882	478,220	6	9,513,621	797,032	0.25	186.25	4.77	39.08	0.13
	9	2,109	9,239	357,588	27,699	379,395	4	9,552,155	770,890	0.22	169.55	4.38	38.70	0.11
	10	2,161	9,728	380,231	29,416	402,716	4	9,517,647	797,987	0.23	175.95	4.50	39.09	0.10
2011	11	1,865	8,234	330,559	25,181	350,873	3	9,529,807	772,419	0.20	177.24	4.42	40.15	0.09
	12	1,948	8,647	331,284	24,046	352,162	0	9,566,756	800,877	0.20	170.06	4.44	38.31	0.00
	1	1,869	9,833	381,939	30,178	404,565	5	8,647,959	725,042	0.22	204.35	5.26	38.84	0.12
	2	1,542	7,772	301,289	26,173	322,021	2	8,542,164	653,205	0.18	195.39	5.04	38.77	0.06
	3	1,751	8,822	342,857	31,026	364,105	1	8,543,553	722,933	0.20	195.81	5.04	38.86	0.03
	4	1,745	8,448	341,854	32,043	362,656	5	9,229,870	756,068	0.19	195.90	4.84	40.47	0.14
	5	1,694	7,725	300,623	28,740	319,536	3	9,329,346	781,754	0.18	177.46	4.56	38.92	0.09
	6	1,695	7,909	323,366	30,241	343,166	2	9,336,235	756,453	0.18	190.78	4.67	40.89	0.06
	7	1,483	6,731	271,049	25,359	288,112	4	9,259,974	775,762	0.16	182.77	4.54	40.27	0.14
	8	1,497	6,480	259,694	25,833	274,306	3	9,271,560	776,346	0.16	173.48	4.33	40.08	0.11
	9	1,512	6,708	269,202	27,745	285,922	2	9,333,216	752,105	0.16	178.04	4.44	40.13	0.07

**Table 4B: Summary of Risedronate Use and Subsequent Events in the MSDD between January 1, 2006 and December 31, 2013, by Drug Use and Year-Month**

Year	Month	Users	Dispensings	Days Supplied	Amount Supplied	Days at Risk	Episodes w/ Events	Eligible Members	Member-Years	Users / 1K Eligible Members	Days Supplied/ User	Dispensings / User	Days Supplied/ Dispensing	Episodes w/ Events / 10K Days at Risk
2012	10	1,536	6,889	263,921	26,580	279,544	2	9,328,471	781,514	0.16	171.82	4.49	38.31	0.07
	11	1,512	7,239	282,133	30,033	298,828	2	9,357,278	757,885	0.16	186.60	4.79	38.97	0.07
	12	1,429	5,879	221,064	22,979	234,118	6	9,407,331	786,429	0.15	154.70	4.11	37.60	0.26
	1	1,267	5,778	228,030	23,238	242,731	3	8,565,592	717,837	0.15	179.98	4.56	39.47	0.12
	2	1,228	5,579	210,346	21,580	223,107	6	8,558,259	671,355	0.14	171.29	4.54	37.70	0.27
	3	1,116	4,667	178,571	17,519	188,881	2	9,270,216	718,548	0.12	160.01	4.18	38.26	0.11
	4	1,274	5,189	210,710	21,240	222,191	5	9,159,998	750,459	0.14	165.39	4.07	40.61	0.23
	5	1,174	4,766	197,966	20,241	209,525	5	9,261,775	775,830	0.13	168.63	4.06	41.54	0.24
	6	1,056	4,567	174,308	17,680	184,846	4	9,265,021	750,908	0.11	165.06	4.32	38.17	0.22
	7	961	3,893	162,939	16,518	171,891	3	9,196,513	770,488	0.10	169.55	4.05	41.85	0.17
	8	1,009	4,341	167,314	17,076	177,034	2	9,211,553	771,621	0.11	165.82	4.30	38.54	0.11
	9	907	3,733	143,368	13,883	151,723	2	9,286,228	747,368	0.10	158.07	4.12	38.41	0.13
2013	10	984	3,872	152,779	15,732	161,987	1	9,282,865	778,065	0.11	155.26	3.93	39.46	0.06
	11	863	3,480	130,724	13,424	138,646	3	9,307,701	754,002	0.09	151.48	4.03	37.56	0.22
	12	868	3,267	123,456	12,823	131,152	2	9,344,749	782,444	0.09	142.23	3.76	37.79	0.15
	1	794	3,056	115,024	11,505	122,082	0	8,657,737	725,975	0.09	144.87	3.85	37.64	0.00
	2	712	2,830	105,761	11,624	112,517	0	8,549,338	653,808	0.08	148.54	3.97	37.37	0.00
	3	661	2,311	88,444	9,227	94,918	0	8,547,214	723,364	0.08	133.80	3.50	38.27	0.00
	4	870	3,154	123,151	12,535	130,553	2	9,280,817	760,453	0.09	141.55	3.63	39.05	0.15
	5	789	2,583	99,063	9,579	105,693	0	9,376,976	786,081	0.08	125.56	3.27	38.35	0.00
	6	730	2,521	94,407	10,074	101,008	1	9,386,464	760,531	0.08	129.32	3.45	37.45	0.10
	7	747	2,322	90,194	8,535	95,679	2	9,353,530	783,990	0.08	120.74	3.11	38.84	0.21
	8	706	2,090	76,300	7,849	81,117	0	9,361,488	784,719	0.08	108.07	2.96	36.51	0.00
	9	629	1,707	63,156	6,338	66,748	1	9,519,107	760,041	0.07	100.41	2.71	37.00	0.15
10	760	2,019	72,317	7,914	76,765	1	9,513,258	797,709	0.08	95.15	2.66	35.82	0.13	
11	641	1,449	50,133	5,554	53,137	0	9,529,339	772,556	0.07	78.21	2.26	34.60	0.00	
12	572	1,239	41,457	4,735	43,907	0	9,538,325	798,142	0.06	72.48	2.17	33.46	0.00	
<b>Risedronate and Fracture of Interest; Exposure Extension Period= 0; Minimum Episode Duration=730</b>														
2006	1	7	211	7,529	1,039	7,914	0	152,357	11,886	0.05	1075.57	30.14	35.68	0.00
	2	8	230	8,391	1,196	9,086	0	141,657	10,749	0.06	1048.88	28.75	36.48	0.00
	3	6	236	7,743	1,109	7,939	0	142,837	11,950	0.04	1290.50	39.33	32.81	0.00
	4	537	15,288	619,721	99,471	653,206	7	3,007,508	244,000	0.18	1154.04	28.47	40.54	0.11
	5	537	15,222	589,073	104,394	621,957	3	3,064,802	253,901	0.18	1096.97	28.35	38.70	0.05
	6	514	14,692	570,846	93,092	605,752	1	3,084,277	246,919	0.17	1110.60	28.58	38.85	0.02
	7	405	11,731	454,447	73,708	481,576	1	3,105,950	256,199	0.13	1122.09	28.97	38.74	0.02

**Table 4B: Summary of Risedronate Use and Subsequent Events in the MSDD between January 1, 2006 and December 31, 2013, by Drug Use and Year-Month**

Year	Month	Users	Dispensings	Days Supplied	Amount Supplied	Days at Risk	Episodes w/ Events	Eligible Members	Member-Years	Users / 1K Eligible Members	Days Supplied/ User	Dispensings / User	Days Supplied/ Dispensing	Episodes w/ Events / 10K Days at Risk
2007	8	447	12,399	474,710	80,985	504,016	3	3,123,711	258,342	0.14	1061.99	27.74	38.29	0.06
	9	399	10,761	412,243	66,648	441,124	1	3,153,149	252,572	0.13	1033.19	26.97	38.31	0.02
	10	447	12,375	473,316	76,013	500,215	1	3,160,382	263,038	0.14	1058.87	27.68	38.25	0.02
	11	406	11,759	448,687	74,171	473,340	4	3,167,440	255,182	0.13	1105.14	28.96	38.16	0.08
	12	365	9,897	392,073	64,073	411,760	4	3,180,958	264,717	0.11	1074.17	27.12	39.62	0.10
	1	372	10,527	396,760	65,914	421,043	5	3,187,643	248,810	0.12	1066.56	28.30	37.69	0.12
	2	316	8,645	340,179	52,550	359,474	2	2,957,390	223,434	0.11	1076.52	27.36	39.35	0.06
	3	300	8,514	335,407	52,992	355,964	2	2,949,217	246,630	0.10	1118.02	28.38	39.39	0.06
	4	269	7,251	287,141	43,004	308,129	0	3,095,057	250,214	0.09	1067.44	26.96	39.60	0.00
	5	305	8,988	333,624	55,942	353,227	1	3,119,796	259,200	0.10	1093.85	29.47	37.12	0.03
	6	238	7,361	280,295	40,452	295,890	0	3,130,798	251,213	0.08	1177.71	30.93	38.08	0.00
	7	239	6,814	263,434	38,373	279,200	1	3,137,421	259,518	0.08	1102.23	28.51	38.66	0.04
2008	8	277	8,034	309,615	43,543	328,191	4	4,079,658	265,246	0.07	1117.74	29.00	38.54	0.12
	9	292	7,806	305,881	46,944	326,818	1	4,111,769	330,063	0.07	1047.54	26.73	39.19	0.03
	10	327	9,560	365,702	51,058	384,263	2	4,116,212	342,268	0.08	1118.35	29.24	38.25	0.05
	11	310	8,549	346,500	47,833	367,674	1	4,117,610	331,533	0.08	1117.74	27.58	40.53	0.03
	12	214	5,671	219,908	31,529	235,382	0	4,130,955	344,165	0.05	1027.61	26.50	38.78	0.00
	1	313	8,609	331,818	43,663	352,776	2	4,141,372	324,467	0.08	1060.12	27.50	38.54	0.06
	2	274	7,484	289,189	39,410	308,085	4	3,876,706	301,840	0.07	1055.43	27.31	38.64	0.13
	3	283	7,705	312,463	39,145	329,673	4	5,760,781	326,857	0.05	1104.11	27.23	40.55	0.12
	4	572	13,045	616,578	81,914	647,328	5	5,736,636	463,135	0.10	1077.93	22.81	47.27	0.08
	5	448	10,776	474,054	58,764	498,675	2	5,797,112	478,857	0.08	1058.16	24.05	43.99	0.04
	6	495	12,097	523,241	61,488	552,673	3	5,814,283	464,937	0.09	1057.05	24.44	43.25	0.05
	7	425	10,100	437,797	51,147	462,296	3	5,839,684	480,836	0.07	1030.11	23.76	43.35	0.06
2009	8	448	10,984	454,826	45,275	479,952	2	5,818,253	482,386	0.08	1015.24	24.52	41.41	0.04
	9	455	11,050	465,659	46,918	494,157	2	5,857,877	467,778	0.08	1023.43	24.29	42.14	0.04
	10	471	11,481	482,720	48,992	510,331	4	5,861,055	485,719	0.08	1024.88	24.38	42.05	0.08
	11	403	9,461	407,131	38,108	429,928	0	5,853,861	470,977	0.07	1010.25	23.48	43.03	0.00
	12	406	9,561	401,650	35,643	424,592	5	5,876,977	488,759	0.07	989.29	23.55	42.01	0.12
	1	433	10,963	450,076	43,567	475,811	4	5,885,662	448,402	0.07	1039.44	25.32	41.05	0.08
	2	342	8,539	347,128	32,223	367,021	3	5,332,063	403,335	0.06	1014.99	24.97	40.65	0.08
	3	336	8,367	336,094	29,865	353,661	3	5,325,700	446,511	0.06	1000.28	24.90	40.17	0.08
	4	350	8,085	361,073	31,424	381,615	2	5,682,181	460,548	0.06	1031.64	23.10	44.66	0.05
	5	343	8,675	363,735	34,234	385,200	1	5,747,301	477,191	0.06	1060.45	25.29	41.93	0.03
	6	349	8,652	362,850	29,098	382,468	3	5,782,146	463,444	0.06	1039.68	24.79	41.94	0.08

**Table 4B: Summary of Risedronate Use and Subsequent Events in the MSDD between January 1, 2006 and December 31, 2013, by Drug Use and Year-Month**

Year	Month	Users	Dispensings	Days Supplied	Amount Supplied	Days at Risk	Episodes w/ Events	Eligible Members	Member-Years	Users / 1K Eligible Members	Days Supplied/ User	Dispensings / User	Days Supplied/ Dispensing	Episodes w/ Events / 10K Days at Risk
	7	393	9,789	393,930	32,143	415,111	3	5,788,775	477,522	0.07	1002.37	24.91	40.24	0.07
	8	353	8,851	359,805	28,889	379,087	1	5,745,480	477,915	0.06	1019.28	25.07	40.65	0.03
	9	336	8,164	333,590	26,579	352,533	2	5,784,146	462,843	0.06	992.83	24.30	40.86	0.06
	10	345	8,390	341,478	24,709	361,039	2	5,784,244	480,800	0.06	989.79	24.32	40.70	0.06
	11	278	6,628	271,058	19,180	286,574	0	5,780,928	466,108	0.05	975.03	23.84	40.90	0.00
	12	287	7,300	286,975	19,783	303,492	0	5,806,517	483,002	0.05	999.91	25.44	39.31	0.00
2010	1	311	7,791	308,902	22,982	326,960	1	5,807,085	445,270	0.05	993.25	25.05	39.65	0.03
	2	221	5,685	227,508	16,643	239,512	3	5,286,046	400,357	0.04	1029.45	25.72	40.02	0.13
	3	257	5,968	259,495	20,152	272,583	1	5,279,228	442,212	0.05	1009.71	23.22	43.48	0.04
	4	249	6,242	251,566	18,906	265,797	2	5,717,934	463,737	0.04	1010.31	25.07	40.30	0.08
	5	203	5,265	202,350	15,922	214,962	1	5,781,724	480,279	0.04	996.80	25.94	38.43	0.05
	6	214	4,890	215,524	16,625	226,139	1	5,811,694	465,950	0.04	1007.12	22.85	44.07	0.04
	7	206	4,903	199,333	15,395	209,952	3	5,812,659	479,913	0.04	967.64	23.80	40.66	0.14
	8	223	5,498	220,442	14,865	234,003	0	5,764,557	480,106	0.04	988.53	24.65	40.09	0.00
	9	174	4,226	166,057	12,865	174,734	1	5,795,636	464,820	0.03	954.35	24.29	39.29	0.06
	10	183	4,449	176,094	14,374	185,792	2	5,791,172	482,139	0.03	962.26	24.31	39.58	0.11
	11	175	4,223	171,667	13,783	181,557	1	5,791,618	466,751	0.03	980.95	24.13	40.65	0.06
	12	166	3,941	155,846	11,623	165,327	0	5,804,876	483,779	0.03	938.83	23.74	39.54	0.00
2011	1	197	4,762	186,934	14,977	196,615	1	5,808,007	457,829	0.03	948.90	24.17	39.26	0.05
	2	160	3,989	150,619	12,328	160,674	1	5,427,140	410,573	0.03	941.37	24.93	37.76	0.06
	3	194	4,589	181,057	16,243	191,399	1	5,414,419	454,052	0.04	933.28	23.65	39.45	0.05
	4	168	3,868	158,411	14,734	166,385	1	5,811,332	471,424	0.03	942.92	23.02	40.95	0.06
	5	149	3,492	135,149	11,175	142,231	1	5,853,030	487,716	0.03	907.04	23.44	38.70	0.07
	6	161	3,518	143,403	12,630	152,091	1	5,862,568	472,169	0.03	890.70	21.85	40.76	0.07
	7	151	3,305	131,008	11,893	138,913	0	5,865,194	486,573	0.03	867.60	21.89	39.64	0.00
	8	133	2,775	115,982	12,439	122,385	1	5,850,590	487,173	0.02	872.05	20.86	41.80	0.08
	9	136	2,857	116,220	11,111	122,468	1	5,896,286	471,998	0.02	854.56	21.01	40.68	0.08
	10	151	3,261	124,297	12,381	132,081	0	5,897,633	490,751	0.03	823.16	21.60	38.12	0.00
	11	172	3,454	138,139	12,959	146,438	0	5,900,042	475,510	0.03	803.13	20.08	39.99	0.00
	12	132	2,571	102,834	10,867	108,279	1	5,923,992	491,375	0.02	779.05	19.48	40.00	0.09
2012	1	139	2,831	108,164	10,290	114,715	0	5,904,916	427,161	0.02	778.16	20.37	38.21	0.00
	2	80	1,646	61,548	5,722	65,314	1	5,055,785	295,096	0.02	769.35	20.58	37.39	0.15
	3	71	1,392	52,992	4,616	56,885	0	3,913,042	306,707	0.02	746.37	19.61	38.07	0.00
	4	90	1,685	65,817	6,274	69,267	1	3,871,937	312,408	0.02	731.30	18.72	39.06	0.14
	5	46	718	33,546	3,547	35,603	0	3,855,741	127,399	0.01	729.26	15.61	46.72	0.00

**Table 4B: Summary of Risedronate Use and Subsequent Events in the MSDD between January 1, 2006 and December 31, 2013, by Drug Use and Year-Month**

Year	Month	Users	Dispensings	Days Supplied	Amount Supplied	Days at Risk	Episodes w/ Events	Eligible Members	Member-Years	Users / 1K Eligible Members	Days Supplied/ User	Dispensings / User	Days Supplied/ Dispensing	Episodes w/ Events / 10K Days at Risk
2013	6	41	762	28,556	2,914	30,473	0	1,463,343	117,049	0.03	696.49	18.59	37.48	0.00
	7	0	0	0	0	0	0	1,441,691	3,947	0.00	---	---	---	---
	8	0	0	0	0	0	0	0	0	---	---	---	---	---
	9	0	0	0	0	0	0	0	0	---	---	---	---	---
	10	0	0	0	0	0	0	0	0	---	---	---	---	---
	11	0	0	0	0	0	0	0	0	---	---	---	---	---
	12	0	0	0	0	0	0	0	0	---	---	---	---	---
	1	0	0	0	0	0	0	0	0	---	---	---	---	---
	2	0	0	0	0	0	0	0	0	---	---	---	---	---
	3	0	0	0	0	0	0	0	0	---	---	---	---	---
	4	0	0	0	0	0	0	0	0	---	---	---	---	---
	5	0	0	0	0	0	0	0	0	---	---	---	---	---
6	0	0	0	0	0	0	0	0	---	---	---	---	---	
7	0	0	0	0	0	0	0	0	---	---	---	---	---	
8	0	0	0	0	0	0	0	0	---	---	---	---	---	
9	0	0	0	0	0	0	0	0	---	---	---	---	---	
10	0	0	0	0	0	0	0	0	---	---	---	---	---	
11	0	0	0	0	0	0	0	0	---	---	---	---	---	
12	0	0	0	0	0	0	0	0	---	---	---	---	---	
<b>Risedronate and Fracture of Interest; Exposure Extension Period= 0; Minimum Episode Duration=1461</b>														
2006	1	1	68	1,904	272	1,932	0	109,155	8,829	0.01	1904.00	68.00	28.00	0.00
	2	2	77	2,998	428	3,221	0	105,112	7,996	0.02	1499.00	38.50	38.94	0.00
	3	3	143	5,145	738	5,245	0	105,961	8,907	0.03	1715.00	47.67	35.98	0.00
	4	113	4,860	214,722	33,793	223,173	3	2,009,681	162,911	0.06	1900.19	43.01	44.18	0.13
	5	93	4,347	176,712	29,314	183,307	1	2,042,365	169,868	0.05	1900.13	46.74	40.65	0.05
	6	110	4,836	195,995	31,621	205,726	1	2,059,214	165,103	0.05	1781.77	43.96	40.53	0.05
	7	83	3,864	151,904	21,307	158,852	0	2,072,787	170,963	0.04	1830.17	46.55	39.31	0.00
	8	89	3,939	155,038	23,456	162,186	0	2,082,160	172,264	0.04	1742.00	44.26	39.36	0.00
	9	69	2,961	120,560	17,481	127,334	1	2,100,072	168,331	0.03	1747.25	42.91	40.72	0.08
	10	82	3,687	143,517	20,658	147,620	1	2,101,557	174,927	0.04	1750.21	44.96	38.93	0.07
	11	89	3,917	162,109	27,832	168,991	1	2,100,287	169,603	0.04	1821.45	44.01	41.39	0.06
	12	77	3,141	137,907	22,217	143,128	0	2,108,998	175,935	0.04	1791.00	40.79	43.91	0.00
2007	1	74	3,419	132,035	23,862	138,297	2	2,113,794	168,418	0.04	1784.26	46.20	38.62	0.14
	2	60	2,696	107,374	16,404	111,747	0	2,004,049	152,010	0.03	1789.57	44.93	39.83	0.00
	3	69	3,145	120,453	16,057	126,562	0	2,005,944	168,330	0.03	1745.70	45.58	38.30	0.00

**Table 4B: Summary of Risedronate Use and Subsequent Events in the MSDD between January 1, 2006 and December 31, 2013, by Drug Use and Year-Month**

Year	Month	Users	Dispensings	Days Supplied	Amount Supplied	Days at Risk	Episodes w/ Events	Eligible Members	Member-Years	Users / 1K Eligible Members	Days Supplied/ User	Dispensings / User	Days Supplied/ Dispensing	Episodes w/ Events / 10K Days at Risk
	4	52	2,207	88,189	12,107	94,384	0	2,092,802	169,916	0.02	1695.94	42.44	39.96	0.00
	5	60	2,624	103,864	15,841	108,063	1	2,110,482	176,073	0.03	1731.07	43.73	39.58	0.09
	6	71	3,422	123,614	16,226	129,435	0	2,122,687	170,871	0.03	1741.04	48.20	36.12	0.00
	7	48	2,049	83,866	12,193	87,124	0	2,129,352	175,909	0.02	1747.21	42.69	40.93	0.00
	8	61	2,789	106,816	13,895	111,906	0	2,750,607	179,897	0.02	1751.08	45.72	38.30	0.00
	9	52	2,154	86,136	12,929	90,700	0	2,772,253	222,973	0.02	1656.46	41.42	39.99	0.00
	10	78	3,510	136,195	19,376	140,004	1	2,774,148	231,538	0.03	1746.09	45.00	38.80	0.07
	11	77	3,350	135,376	16,091	141,272	1	2,780,871	224,416	0.03	1758.13	43.51	40.41	0.07
	12	29	1,359	48,321	7,271	51,336	0	2,789,112	232,799	0.01	1666.24	46.86	35.56	0.00
2008	1	52	2,338	88,347	10,404	92,477	0	2,793,047	217,810	0.02	1698.98	44.96	37.79	0.00
	2	38	1,650	65,798	8,682	69,208	0	2,603,049	203,341	0.01	1731.53	43.42	39.88	0.00
	3	56	2,462	96,867	10,682	102,188	1	3,644,369	220,048	0.02	1729.77	43.96	39.34	0.10
	4	95	3,651	163,991	22,284	170,837	1	3,631,888	294,968	0.03	1726.22	38.43	44.92	0.06
	5	70	2,873	125,257	15,038	130,114	0	3,681,404	306,217	0.02	1789.39	41.04	43.60	0.00
	6	78	2,891	132,803	15,391	139,459	0	3,705,995	297,437	0.02	1702.60	37.06	45.94	0.00
	7	61	2,506	105,094	12,624	110,214	0	3,727,429	306,792	0.02	1722.85	41.08	41.94	0.00
	8	58	2,397	99,616	10,051	103,613	0	3,702,248	308,680	0.02	1717.52	41.33	41.56	0.00
	9	59	2,525	102,117	11,018	106,639	0	3,724,749	299,193	0.02	1730.80	42.80	40.44	0.00
	10	69	3,003	117,275	11,347	122,971	2	3,726,058	310,602	0.02	1699.64	43.52	39.05	0.16
	11	65	2,652	109,985	10,441	114,467	0	3,731,724	301,075	0.02	1692.08	40.80	41.47	0.00
	12	59	2,308	97,861	8,480	101,862	1	3,743,980	312,331	0.02	1658.66	39.12	42.40	0.10
2009	1	69	2,955	115,592	11,582	120,477	1	3,750,637	298,124	0.02	1675.25	42.83	39.12	0.08
	2	46	2,131	76,568	7,348	80,074	0	3,544,130	268,198	0.01	1664.52	46.33	35.93	0.00
	3	45	1,772	74,802	7,297	76,886	2	3,534,907	296,660	0.01	1662.27	39.38	42.21	0.26
	4	56	1,874	92,844	7,404	96,499	0	3,742,145	303,850	0.01	1657.93	33.46	49.54	0.00
	5	60	2,207	98,270	10,020	102,029	1	3,783,500	314,945	0.02	1637.83	36.78	44.53	0.10
	6	56	2,114	90,760	6,937	94,385	0	3,807,993	305,908	0.01	1620.71	37.75	42.93	0.00
	7	51	2,043	81,929	6,260	84,845	2	3,812,803	316,719	0.01	1606.45	40.06	40.10	0.24
	8	60	2,378	93,841	6,944	98,540	0	3,802,135	317,304	0.02	1564.02	39.63	39.46	0.00
	9	48	1,872	74,477	5,501	78,462	0	3,831,397	307,408	0.01	1551.60	39.00	39.78	0.00
	10	60	2,343	91,562	7,586	96,118	1	3,832,885	319,560	0.02	1526.03	39.05	39.08	0.10
	11	31	1,272	46,881	3,129	49,323	0	3,833,498	309,675	0.01	1512.29	41.03	36.86	0.00
	12	49	1,876	73,669	6,332	77,291	0	3,848,416	320,076	0.01	1503.45	38.29	39.27	0.00
2010	1	48	2,038	70,954	5,966	74,628	0	3,834,857	279,658	0.01	1478.21	42.46	34.82	0.00
	2	24	871	35,322	3,192	37,242	0	3,305,891	190,742	0.01	1471.75	36.29	40.55	0.00

**Table 4B: Summary of Risedronate Use and Subsequent Events in the MSDD between January 1, 2006 and December 31, 2013, by Drug Use and Year-Month**

Year	Month	Users	Dispensings	Days Supplied	Amount Supplied	Days at Risk	Episodes w/ Events	Eligible Members	Member-Years	Users / 1K Eligible Members	Days Supplied/ User	Dispensings / User	Days Supplied/ Dispensing	Episodes w/ Events / 10K Days at Risk
	3	31	1,246	45,154	3,142	47,377	0	2,483,004	207,663	0.01	1456.58	40.19	36.24	0.00
	4	37	1,191	52,504	3,506	55,301	0	2,619,992	211,608	0.01	1419.03	32.19	44.08	0.00
	5	11	370	15,469	1,275	16,372	0	2,596,465	80,440	0.00	1406.27	33.64	41.81	0.00
	6	17	552	24,359	1,942	25,114	0	914,099	73,344	0.02	1432.88	32.47	44.13	0.00
	7	0	0	0	0	0	0	902,522	2,471	---	---	---	---	---
	8	0	0	0	0	0	0	0	0	---	---	---	---	---
	9	0	0	0	0	0	0	0	0	---	---	---	---	---
	10	0	0	0	0	0	0	0	0	---	---	---	---	---
	11	0	0	0	0	0	0	0	0	---	---	---	---	---
	12	0	0	0	0	0	0	0	0	---	---	---	---	---
2011	1	0	0	0	0	0	0	0	0	---	---	---	---	---
	2	0	0	0	0	0	0	0	0	---	---	---	---	---
	3	0	0	0	0	0	0	0	0	---	---	---	---	---
	4	0	0	0	0	0	0	0	0	---	---	---	---	---
	5	0	0	0	0	0	0	0	0	---	---	---	---	---
	6	0	0	0	0	0	0	0	0	---	---	---	---	---
	7	0	0	0	0	0	0	0	0	---	---	---	---	---
	8	0	0	0	0	0	0	0	0	---	---	---	---	---
	9	0	0	0	0	0	0	0	0	---	---	---	---	---
	10	0	0	0	0	0	0	0	0	---	---	---	---	---
	11	0	0	0	0	0	0	0	0	---	---	---	---	---
	12	0	0	0	0	0	0	0	0	---	---	---	---	---
2012	1	0	0	0	0	0	0	0	0	---	---	---	---	---
	2	0	0	0	0	0	0	0	0	---	---	---	---	---
	3	0	0	0	0	0	0	0	0	---	---	---	---	---
	4	0	0	0	0	0	0	0	0	---	---	---	---	---
	5	0	0	0	0	0	0	0	0	---	---	---	---	---
	6	0	0	0	0	0	0	0	0	---	---	---	---	---
	7	0	0	0	0	0	0	0	0	---	---	---	---	---
	8	0	0	0	0	0	0	0	0	---	---	---	---	---
	9	0	0	0	0	0	0	0	0	---	---	---	---	---
	10	0	0	0	0	0	0	0	0	---	---	---	---	---
	11	0	0	0	0	0	0	0	0	---	---	---	---	---
	12	0	0	0	0	0	0	0	0	---	---	---	---	---
2013	1	0	0	0	0	0	0	0	0	---	---	---	---	---



**Table 4B: Summary of Risedronate Use and Subsequent Events in the MSDD between January 1, 2006 and December 31, 2013, by Drug Use and Year-Month**

Year	Month	Users	Dispensings	Days Supplied	Amount Supplied	Days at Risk	Episodes w/ Events	Eligible Members	Member-Years	Users / 1K Eligible Members	Days Supplied/ User	Dispensings / User	Days Supplied/ Dispensing	Episodes w/ Events / 10K Days at Risk
	2	0	0	0	0	0	0	0	0	---	---	---	---	---
	3	0	0	0	0	0	0	0	0	---	---	---	---	---
	4	0	0	0	0	0	0	0	0	---	---	---	---	---
	5	0	0	0	0	0	0	0	0	---	---	---	---	---
	6	0	0	0	0	0	0	0	0	---	---	---	---	---
	7	0	0	0	0	0	0	0	0	---	---	---	---	---
	8	0	0	0	0	0	0	0	0	---	---	---	---	---
	9	0	0	0	0	0	0	0	0	---	---	---	---	---
	10	0	0	0	0	0	0	0	0	---	---	---	---	---
	11	0	0	0	0	0	0	0	0	---	---	---	---	---
	12	0	0	0	0	0	0	0	0	---	---	---	---	---
<b>Risedronate and Hip Fracture; Exposure Extension Period= 0; Minimum Episode Duration=1</b>														
2006	1	192	1,028	33,584	5,457	36,624	0	237,285	19,847	0.81	174.92	5.35	32.67	0.00
	2	158	809	28,050	4,120	30,890	1	236,191	18,014	0.67	177.53	5.12	34.67	0.32
	3	148	743	25,204	4,096	27,169	0	238,721	20,099	0.62	170.30	5.02	33.92	0.00
	4	4,470	30,298	1,205,859	205,159	1,284,566	31	4,466,534	365,060	1.00	269.77	6.78	39.80	0.24
	5	4,593	30,988	1,165,912	209,648	1,247,127	29	4,546,016	379,038	1.01	253.85	6.75	37.62	0.23
	6	4,372	30,088	1,138,102	191,203	1,221,956	29	4,556,067	366,926	0.96	260.32	6.88	37.83	0.24
	7	3,574	23,504	902,511	151,971	968,026	19	4,560,815	379,804	0.78	252.52	6.58	38.40	0.20
	8	3,738	24,357	921,089	155,631	993,562	14	4,603,696	382,644	0.81	246.41	6.52	37.82	0.14
	9	3,279	21,910	827,241	134,560	892,972	15	4,642,554	373,575	0.71	252.28	6.68	37.76	0.17
	10	3,353	23,234	864,762	144,932	926,091	14	4,650,405	389,102	0.72	257.91	6.93	37.22	0.15
	11	2,957	20,903	779,970	130,713	834,609	17	4,667,011	377,606	0.63	263.77	7.07	37.31	0.20
	12	2,725	18,675	703,541	121,267	752,140	19	4,695,231	392,515	0.58	258.18	6.85	37.67	0.25
2007	1	2,936	21,498	790,740	130,325	848,662	22	4,472,235	373,957	0.66	269.33	7.32	36.78	0.26
	2	2,476	17,639	663,243	109,459	707,824	17	4,422,775	337,588	0.56	267.87	7.12	37.60	0.24
	3	2,459	17,951	665,245	107,932	708,460	19	4,430,365	374,155	0.56	270.53	7.30	37.06	0.27
	4	2,314	15,521	586,308	97,961	632,116	9	4,680,074	382,667	0.49	253.37	6.71	37.78	0.14
	5	2,394	17,244	636,485	107,288	679,208	12	4,748,370	397,135	0.50	265.87	7.20	36.91	0.18
	6	2,177	14,904	549,763	86,317	588,970	10	4,774,479	385,068	0.46	252.53	6.85	36.89	0.17
	7	2,081	14,253	528,487	80,824	567,653	7	4,742,843	396,570	0.44	253.96	6.85	37.08	0.12
	8	2,327	15,255	564,363	83,575	605,368	19	6,279,325	406,073	0.37	242.53	6.56	37.00	0.31
	9	3,964	21,834	794,842	124,097	858,610	25	6,325,916	509,544	0.63	200.52	5.51	36.40	0.29
	10	4,278	24,494	874,852	131,850	938,550	25	6,328,356	529,889	0.68	204.50	5.73	35.72	0.27
	11	3,694	21,601	781,126	114,298	839,712	19	6,352,161	513,919	0.58	211.46	5.85	36.16	0.23
	12	3,190	16,645	598,860	90,766	647,820	19	6,386,030	533,884	0.50	187.73	5.22	35.98	0.29

**Table 4B: Summary of Risedronate Use and Subsequent Events in the MSDD between January 1, 2006 and December 31, 2013, by Drug Use and Year-Month**

Year	Month	Users	Dispensings	Days Supplied	Amount Supplied	Days at Risk	Episodes w/ Events	Eligible Members	Member-Years	Users / 1K Eligible Members	Days Supplied/ User	Dispensings / User	Days Supplied/ Dispensing	Episodes w/ Events / 10K Days at Risk
2008	1	4,033	23,382	846,133	126,167	909,517	29	6,113,734	511,354	0.66	209.80	5.80	36.19	0.32
	2	3,144	18,414	665,430	97,841	715,140	19	6,099,491	478,486	0.52	211.65	5.86	36.14	0.27
	3	3,131	17,202	656,524	94,520	701,086	15	9,616,629	520,292	0.33	209.69	5.49	38.17	0.21
	4	6,409	33,230	1,453,490	212,458	1,548,596	31	9,488,214	776,485	0.68	226.79	5.18	43.74	0.20
	5	5,841	29,748	1,220,283	172,103	1,305,369	20	9,655,936	805,189	0.60	208.92	5.09	41.02	0.15
	6	5,694	28,962	1,195,001	155,369	1,277,308	23	9,699,212	780,582	0.59	209.87	5.09	41.26	0.18
	7	5,646	27,807	1,135,860	139,190	1,211,041	40	9,697,368	808,711	0.58	201.18	4.93	40.85	0.33
	8	5,377	27,310	1,086,440	119,398	1,161,322	26	9,727,004	812,877	0.55	202.05	5.08	39.78	0.22
	9	5,105	25,520	1,038,015	107,042	1,108,223	23	9,809,419	788,469	0.52	203.33	5.00	40.67	0.21
	10	5,530	27,568	1,111,139	111,428	1,183,808	25	9,819,265	821,261	0.56	200.93	4.99	40.31	0.21
	11	4,623	22,713	907,131	87,687	967,252	26	9,840,680	795,944	0.47	196.22	4.91	39.94	0.27
	12	4,703	22,485	893,761	83,396	952,928	18	9,895,495	826,024	0.48	190.04	4.78	39.75	0.19
2009	1	4,156	23,755	959,317	90,673	1,022,303	15	9,124,077	763,191	0.46	230.83	5.72	40.38	0.15
	2	3,521	19,136	764,332	69,356	813,557	14	8,989,247	686,836	0.39	217.08	5.43	39.94	0.17
	3	3,536	18,752	753,318	66,876	799,665	13	8,954,768	757,345	0.39	213.04	5.30	40.17	0.16
	4	3,895	20,208	844,519	74,440	895,309	17	9,581,837	784,510	0.41	216.82	5.19	41.79	0.19
	5	3,498	18,583	744,801	65,463	795,239	15	9,728,107	812,215	0.36	212.92	5.31	40.08	0.19
	6	3,695	19,184	774,204	64,266	822,381	12	9,772,947	788,440	0.38	209.53	5.19	40.36	0.15
	7	3,905	22,020	866,693	72,107	919,456	16	9,728,291	814,222	0.40	221.94	5.64	39.36	0.17
	8	3,644	19,827	778,576	57,673	829,773	10	9,737,664	815,368	0.37	213.66	5.44	39.27	0.12
	9	3,560	18,966	740,089	58,754	789,123	10	9,792,616	789,297	0.36	207.89	5.33	39.02	0.13
	10	3,583	18,981	742,087	54,475	790,934	15	9,770,269	818,530	0.37	207.11	5.30	39.10	0.19
	11	3,195	15,431	603,043	44,371	643,022	15	9,781,954	792,897	0.33	188.75	4.83	39.08	0.23
	12	3,199	15,343	596,264	44,575	635,144	14	9,821,978	821,494	0.33	186.39	4.80	38.86	0.22
2010	1	3,035	16,661	657,278	48,217	699,194	8	8,890,257	745,561	0.34	216.57	5.49	39.45	0.11
	2	2,558	13,115	521,406	38,880	554,809	3	8,770,973	670,240	0.29	203.83	5.13	39.76	0.05
	3	2,664	13,463	550,261	40,025	584,553	9	8,736,409	739,088	0.30	206.55	5.05	40.87	0.15
	4	2,953	14,501	586,475	43,845	622,485	18	9,451,719	774,003	0.31	198.60	4.91	40.44	0.29
	5	2,519	13,040	505,267	39,200	539,799	11	9,550,776	798,468	0.26	200.58	5.18	38.75	0.20
	6	2,515	11,504	475,143	37,298	503,152	8	9,583,843	773,595	0.26	188.92	4.57	41.30	0.16
	7	2,449	11,884	463,409	34,589	493,030	11	9,517,100	797,304	0.26	189.22	4.85	38.99	0.22
	8	2,392	11,348	444,646	31,606	473,805	12	9,507,957	796,436	0.25	185.89	4.74	39.18	0.25
	9	2,111	9,258	358,338	27,781	379,365	3	9,546,619	770,314	0.22	169.75	4.39	38.71	0.08
	10	2,165	9,723	380,843	29,388	401,974	6	9,512,061	797,391	0.23	175.91	4.49	39.17	0.15
	11	1,853	8,185	328,860	25,067	348,492	7	9,524,207	771,845	0.19	177.47	4.42	40.18	0.20

**Table 4B: Summary of Risedronate Use and Subsequent Events in the MSDD between January 1, 2006 and December 31, 2013, by Drug Use and Year-Month**

Year	Month	Users	Dispensings	Days Supplied	Amount Supplied	Days at Risk	Episodes w/ Events	Eligible Members	Member-Years	Users / 1K Eligible Members	Days Supplied/ User	Dispensings / User	Days Supplied/ Dispensing	Episodes w/ Events / 10K Days at Risk
2011	12	1,934	8,536	327,335	23,746	347,969	2	9,561,269	800,276	0.20	169.25	4.41	38.35	0.06
	1	1,864	9,791	380,812	30,093	402,501	9	8,642,851	724,488	0.22	204.30	5.25	38.89	0.22
	2	1,539	7,723	300,495	26,053	319,300	6	8,536,772	652,699	0.18	195.25	5.02	38.91	0.19
	3	1,741	8,783	340,849	30,943	360,790	7	8,538,218	722,377	0.20	195.78	5.04	38.81	0.19
	4	1,740	8,425	340,535	31,992	359,310	13	9,224,056	755,473	0.19	195.71	4.84	40.42	0.36
	5	1,684	7,666	298,787	28,320	316,702	9	9,323,612	781,149	0.18	177.43	4.55	38.98	0.28
	6	1,694	7,948	324,134	30,361	343,746	5	9,330,555	755,870	0.18	191.34	4.69	40.78	0.15
	7	1,472	6,639	268,400	24,941	284,746	6	9,254,432	775,175	0.16	182.34	4.51	40.43	0.21
	8	1,499	6,491	260,006	25,830	273,562	8	9,266,094	775,759	0.16	173.45	4.33	40.06	0.29
	9	1,509	6,669	267,189	27,448	283,253	4	9,327,582	751,532	0.16	177.06	4.42	40.06	0.14
	10	1,530	6,876	263,695	26,627	278,871	4	9,322,688	780,908	0.16	172.35	4.49	38.35	0.14
	11	1,512	7,235	282,172	30,049	297,136	9	9,351,492	757,301	0.16	186.62	4.79	39.00	0.30
12	1,423	5,839	219,820	22,886	233,027	5	9,401,782	785,828	0.15	154.48	4.10	37.65	0.21	
2012	1	1,265	5,775	226,914	23,086	241,412	4	8,560,509	717,297	0.15	179.38	4.57	39.29	0.17
	2	1,222	5,553	209,554	21,019	222,512	5	8,553,131	670,852	0.14	171.48	4.54	37.74	0.22
	3	1,109	4,631	177,621	17,389	188,051	3	9,264,333	717,995	0.12	160.16	4.18	38.35	0.16
	4	1,264	5,170	209,886	21,119	221,152	5	9,154,063	749,857	0.14	166.05	4.09	40.60	0.23
	5	1,167	4,747	197,454	20,176	208,578	6	9,255,895	775,208	0.13	169.20	4.07	41.60	0.29
	6	1,045	4,527	172,970	17,505	183,525	5	9,259,074	750,309	0.11	165.52	4.33	38.21	0.27
	7	953	3,873	162,219	16,372	170,911	5	9,190,855	769,884	0.10	170.22	4.06	41.88	0.29
	8	1,002	4,323	166,586	17,026	175,605	6	9,206,154	771,037	0.11	166.25	4.31	38.53	0.34
	9	905	3,735	143,172	13,844	150,783	7	9,280,604	746,801	0.10	158.20	4.13	38.33	0.46
	10	975	3,827	151,052	15,564	159,605	7	9,277,452	777,475	0.11	154.93	3.93	39.47	0.44
	11	862	3,483	131,129	13,434	138,440	4	9,302,174	753,435	0.09	152.12	4.04	37.65	0.29
	12	865	3,267	123,568	12,826	131,447	3	9,339,332	781,858	0.09	142.85	3.78	37.82	0.23
2013	1	792	3,040	114,684	11,268	121,712	1	8,652,834	725,444	0.09	144.80	3.84	37.73	0.08
	2	709	2,812	105,200	11,612	111,331	4	8,544,287	653,328	0.08	148.38	3.97	37.41	0.36
	3	663	2,317	88,895	9,262	95,360	0	8,542,172	722,833	0.08	134.08	3.49	38.37	0.00
	4	869	3,146	122,758	12,486	130,090	2	9,275,395	759,889	0.09	141.26	3.62	39.02	0.15
	5	787	2,578	98,769	9,569	105,353	1	9,371,600	785,504	0.08	125.50	3.28	38.31	0.09
	6	731	2,519	94,372	10,053	100,639	3	9,381,020	759,976	0.08	129.10	3.45	37.46	0.30
	7	745	2,326	90,426	8,521	95,591	3	9,348,048	783,409	0.08	121.38	3.12	38.88	0.31
	8	705	2,092	76,348	7,831	81,142	1	9,355,975	784,134	0.08	108.30	2.97	36.50	0.12
	9	623	1,687	62,399	6,254	66,307	0	9,513,658	759,475	0.07	100.16	2.71	36.99	0.00
	10	758	2,009	71,813	7,881	76,116	3	9,507,866	797,123	0.08	94.74	2.65	35.75	0.39

**Table 4B: Summary of Risedronate Use and Subsequent Events in the MSDD between January 1, 2006 and December 31, 2013, by Drug Use and Year-Month**

Year	Month	Users	Dispensings	Days Supplied	Amount Supplied	Days at Risk	Episodes w/ Events	Eligible Members	Member-Years	Users / 1K Eligible Members	Days Supplied/ User	Dispensings / User	Days Supplied/ Dispensing	Episodes w/ Events / 10K Days at Risk
	11	640	1,450	50,136	5,561	53,142	0	9,523,745	771,986	0.07	78.34	2.27	34.58	0.00
	12	571	1,240	41,437	4,734	43,934	0	9,532,802	797,538	0.06	72.57	2.17	33.42	0.00
<b>Risedronate and Hip Fracture; Exposure Extension Period= 0; Minimum Episode Duration=730</b>														
2006	1	7	211	7,529	1,039	7,914	0	152,329	11,883	0.05	1075.57	30.14	35.68	0.00
	2	8	230	8,391	1,196	9,086	0	141,614	10,746	0.06	1048.88	28.75	36.48	0.00
	3	6	236	7,743	1,109	7,939	0	142,817	11,948	0.04	1290.50	39.33	32.81	0.00
	4	536	15,243	618,461	99,291	645,781	15	3,005,935	243,847	0.18	1153.85	28.44	40.57	0.23
	5	536	15,210	588,121	104,258	619,487	7	3,063,250	253,742	0.17	1097.24	28.38	38.67	0.11
	6	514	14,720	571,642	93,206	603,274	5	3,082,730	246,766	0.17	1112.14	28.64	38.83	0.08
	7	401	11,570	448,359	72,841	473,165	4	3,104,389	256,041	0.13	1118.10	28.85	38.75	0.08
	8	444	12,309	472,187	80,625	501,553	3	3,122,184	258,185	0.14	1063.48	27.72	38.36	0.06
	9	399	10,761	412,243	66,648	439,411	5	3,151,610	252,416	0.13	1033.19	26.97	38.31	0.11
	10	446	12,350	472,315	75,853	496,220	7	3,158,793	262,875	0.14	1059.00	27.69	38.24	0.14
	11	401	11,622	444,917	73,631	467,714	6	3,165,814	255,020	0.13	1109.52	28.98	38.28	0.13
	12	363	9,784	388,942	63,624	406,498	7	3,179,339	264,549	0.11	1071.47	26.95	39.75	0.17
2007	1	370	10,488	394,810	65,054	418,949	7	3,186,018	248,651	0.12	1067.05	28.35	37.64	0.17
	2	313	8,516	336,296	52,003	355,283	4	2,955,832	223,291	0.11	1074.43	27.21	39.49	0.11
	3	299	8,469	334,147	52,812	352,390	4	2,947,630	246,470	0.10	1117.55	28.32	39.46	0.11
	4	266	7,098	282,854	42,428	303,381	1	3,093,332	250,047	0.09	1063.36	26.68	39.85	0.03
	5	306	9,030	334,783	58,033	350,918	6	3,118,156	259,028	0.10	1094.06	29.51	37.07	0.17
	6	237	7,321	278,951	40,260	293,505	2	3,129,133	251,050	0.08	1177.01	30.89	38.10	0.07
	7	239	6,814	263,434	38,373	276,789	3	3,135,834	259,352	0.08	1102.23	28.51	38.66	0.11
	8	275	7,993	308,104	43,331	326,510	3	4,076,914	265,073	0.07	1120.38	29.07	38.55	0.09
	9	289	7,645	301,228	46,271	319,571	3	4,109,163	329,807	0.07	1042.31	26.45	39.40	0.09
	10	323	9,481	361,978	50,548	378,525	9	4,113,636	342,003	0.08	1120.67	29.35	38.18	0.24
	11	307	8,458	343,317	47,376	364,256	2	4,115,022	331,276	0.07	1118.30	27.55	40.59	0.05
	12	211	5,581	216,727	31,077	231,568	4	4,128,407	343,904	0.05	1027.14	26.45	38.83	0.17
2008	1	315	8,671	333,948	43,959	353,268	7	4,138,925	324,219	0.08	1060.15	27.53	38.51	0.20
	2	270	7,362	284,596	38,766	301,561	8	3,874,269	301,606	0.07	1054.06	27.27	38.66	0.27
	3	282	7,658	311,147	38,957	325,687	5	5,757,273	326,596	0.05	1103.36	27.16	40.63	0.15
	4	569	12,945	613,662	81,446	645,260	6	5,733,299	462,804	0.10	1078.49	22.75	47.41	0.09
	5	447	10,735	472,469	58,544	496,183	5	5,793,727	478,516	0.08	1056.98	24.02	44.01	0.10
	6	494	12,113	522,603	61,397	550,055	6	5,810,970	464,610	0.09	1057.90	24.52	43.14	0.11
	7	422	10,047	435,085	50,884	457,679	4	5,836,474	480,501	0.07	1031.01	23.81	43.30	0.09
	8	447	10,926	453,360	45,156	477,178	4	5,814,992	482,051	0.08	1014.23	24.44	41.49	0.08

**Table 4B: Summary of Risedronate Use and Subsequent Events in the MSDD between January 1, 2006 and December 31, 2013, by Drug Use and Year-Month**

Year	Month	Users	Dispensings	Days Supplied	Amount Supplied	Days at Risk	Episodes w/ Events	Eligible Members	Member-Years	Users / 1K Eligible Members	Days Supplied/ User	Dispensings / User	Days Supplied/ Dispensing	Episodes w/ Events / 10K Days at Risk
	9	454	11,016	464,707	46,782	493,376	3	5,854,650	467,454	0.08	1023.58	24.26	42.18	0.06
	10	468	11,428	480,046	48,705	504,052	11	5,857,888	485,384	0.08	1025.74	24.42	42.01	0.22
	11	399	9,355	402,193	37,463	423,834	2	5,850,545	470,649	0.07	1008.00	23.45	42.99	0.05
	12	401	9,411	396,044	35,058	417,966	6	5,873,725	488,419	0.07	987.64	23.47	42.08	0.14
2009	1	433	10,963	450,076	43,567	477,505	4	5,882,393	448,084	0.07	1039.44	25.32	41.05	0.08
	2	340	8,460	344,604	32,030	363,402	6	5,328,910	403,046	0.06	1013.54	24.88	40.73	0.17
	3	335	8,327	334,372	29,620	349,589	5	5,322,505	446,183	0.06	998.13	24.86	40.16	0.14
	4	349	8,050	360,093	31,284	377,929	5	5,678,740	460,212	0.06	1031.79	23.07	44.73	0.13
	5	340	8,554	360,364	33,924	381,769	1	5,743,996	476,852	0.06	1059.89	25.16	42.13	0.03
	6	347	8,578	359,854	28,674	377,844	5	5,778,943	463,125	0.06	1037.04	24.72	41.95	0.13
	7	391	9,739	391,324	32,056	410,089	5	5,785,586	477,190	0.07	1000.83	24.91	40.18	0.12
	8	355	8,879	362,198	28,969	381,130	1	5,742,286	477,585	0.06	1020.28	25.01	40.79	0.03
	9	337	8,184	334,270	26,675	352,630	5	5,781,050	462,529	0.06	991.90	24.28	40.84	0.14
	10	345	8,411	341,596	24,714	361,516	1	5,781,136	480,474	0.06	990.13	24.38	40.61	0.03
	11	279	6,636	271,778	19,204	286,969	2	5,777,724	465,791	0.05	974.11	23.78	40.96	0.07
	12	285	7,260	284,680	19,705	298,916	4	5,803,351	482,671	0.05	998.88	25.47	39.21	0.13
2010	1	309	7,721	307,288	22,714	324,435	4	5,803,920	444,962	0.05	994.46	24.99	39.80	0.12
	2	218	5,589	224,772	16,356	235,728	4	5,282,994	400,076	0.04	1031.06	25.64	40.22	0.17
	3	258	6,023	261,054	20,372	274,141	3	5,276,176	441,900	0.05	1011.84	23.34	43.34	0.11
	4	248	6,231	250,576	18,873	264,132	2	5,714,564	463,403	0.04	1010.39	25.13	40.21	0.08
	5	203	5,265	202,350	15,922	214,871	3	5,778,358	479,929	0.04	996.80	25.94	38.43	0.14
	6	215	4,935	216,825	16,670	226,536	2	5,808,360	465,621	0.04	1008.49	22.95	43.94	0.09
	7	206	4,903	199,333	15,395	209,437	4	5,809,385	479,571	0.04	967.64	23.80	40.66	0.19
	8	221	5,427	218,359	14,795	231,411	2	5,761,281	479,767	0.04	988.05	24.56	40.24	0.09
	9	173	4,213	165,265	12,838	172,542	2	5,792,380	464,492	0.03	955.29	24.35	39.23	0.12
	10	183	4,454	176,274	14,307	184,782	3	5,787,916	481,800	0.03	963.25	24.34	39.58	0.16
	11	174	4,198	170,959	13,759	180,766	1	5,788,365	466,423	0.03	982.52	24.13	40.72	0.06
	12	163	3,842	152,675	11,285	162,069	0	5,801,639	483,434	0.03	936.66	23.57	39.74	0.00
2011	1	195	4,695	185,031	14,710	193,008	4	5,804,645	457,497	0.03	948.88	24.08	39.41	0.21
	2	159	3,958	149,763	12,206	159,205	2	5,423,831	410,268	0.03	941.91	24.89	37.84	0.13
	3	193	4,567	179,993	16,206	188,493	6	5,411,151	453,717	0.04	932.61	23.66	39.41	0.32
	4	166	3,832	156,922	14,682	163,155	4	5,807,736	471,065	0.03	945.31	23.08	40.95	0.25
	5	148	3,470	134,477	11,082	140,968	2	5,849,413	487,348	0.03	908.63	23.45	38.75	0.14
	6	163	3,588	145,325	12,906	154,071	1	5,859,004	471,813	0.03	891.56	22.01	40.50	0.06
	7	149	3,256	129,119	11,623	136,235	1	5,861,769	486,217	0.03	866.57	21.85	39.66	0.07

**Table 4B: Summary of Risedronate Use and Subsequent Events in the MSDD between January 1, 2006 and December 31, 2013, by Drug Use and Year-Month**

Year	Month	Users	Dispensings	Days Supplied	Amount Supplied	Days at Risk	Episodes w/ Events	Eligible Members	Member-Years	Users / 1K Eligible Members	Days Supplied/ User	Dispensings / User	Days Supplied/ Dispensing	Episodes w/ Events / 10K Days at Risk
2012	8	133	2,775	115,982	12,439	122,385	1	5,847,218	486,821	0.02	872.05	20.86	41.80	0.08
	9	134	2,811	114,290	10,836	120,759	0	5,892,851	471,656	0.02	852.91	20.98	40.66	0.00
	10	149	3,208	122,683	12,227	130,029	1	5,894,137	490,393	0.03	823.38	21.53	38.24	0.08
	11	172	3,454	138,139	12,959	145,724	1	5,896,587	475,166	0.03	803.13	20.08	39.99	0.07
	12	131	2,562	102,070	10,841	106,146	4	5,920,665	491,023	0.02	779.16	19.56	39.84	0.38
	1	138	2,820	107,344	10,172	113,872	0	5,901,548	426,841	0.02	777.86	20.43	38.07	0.00
	2	80	1,646	61,548	5,722	65,302	1	5,052,368	294,926	0.02	769.35	20.58	37.39	0.15
	3	71	1,392	52,992	4,616	56,885	0	3,911,203	306,533	0.02	746.37	19.61	38.07	0.00
	4	90	1,685	65,817	6,274	69,681	0	3,870,128	312,229	0.02	731.30	18.72	39.06	0.00
	5	45	695	32,902	3,455	34,320	1	3,853,660	127,350	0.01	731.16	15.44	47.34	0.29
	6	41	762	28,556	2,914	30,060	1	1,462,938	117,007	0.03	696.49	18.59	37.48	0.33
	7	0	0	0	0	0	0	1,441,164	3,946	0.00	---	---	---	---
8	0	0	0	0	0	0	0	0	---	---	---	---	---	
9	0	0	0	0	0	0	0	0	---	---	---	---	---	
10	0	0	0	0	0	0	0	0	---	---	---	---	---	
11	0	0	0	0	0	0	0	0	---	---	---	---	---	
12	0	0	0	0	0	0	0	0	---	---	---	---	---	
2013	1	0	0	0	0	0	0	0	0	---	---	---	---	---
	2	0	0	0	0	0	0	0	0	---	---	---	---	---
	3	0	0	0	0	0	0	0	0	---	---	---	---	---
	4	0	0	0	0	0	0	0	0	---	---	---	---	---
	5	0	0	0	0	0	0	0	0	---	---	---	---	---
	6	0	0	0	0	0	0	0	0	---	---	---	---	---
	7	0	0	0	0	0	0	0	0	---	---	---	---	---
	8	0	0	0	0	0	0	0	0	---	---	---	---	---
	9	0	0	0	0	0	0	0	0	---	---	---	---	---
	10	0	0	0	0	0	0	0	0	---	---	---	---	---
	11	0	0	0	0	0	0	0	0	---	---	---	---	---
	12	0	0	0	0	0	0	0	0	---	---	---	---	---
<b>Risedronate and Hip Fracture; Exposure Extension Period= 0; Minimum Episode Duration=1461</b>														
2006	1	1	68	1,904	272	1,932	0	109,136	8,828	0.01	1904.00	68.00	28.00	0.00
	2	2	77	2,998	428	3,221	0	105,084	7,994	0.02	1499.00	38.50	38.94	0.00
	3	3	143	5,145	738	5,245	0	105,946	8,905	0.03	1715.00	47.67	35.98	0.00
	4	113	4,860	214,722	33,793	221,081	5	2,008,715	162,818	0.06	1900.19	43.01	44.18	0.23
	5	93	4,347	176,712	29,314	182,501	2	2,041,474	169,773	0.05	1900.13	46.74	40.65	0.11

**Table 4B: Summary of Risedronate Use and Subsequent Events in the MSDD between January 1, 2006 and December 31, 2013, by Drug Use and Year-Month**

Year	Month	Users	Dispensings	Days Supplied	Amount Supplied	Days at Risk	Episodes w/ Events	Eligible Members	Member-Years	Users / 1K Eligible Members	Days Supplied/ User	Dispensings / User	Days Supplied/ Dispensing	Episodes w/ Events / 10K Days at Risk
	6	111	4,885	197,367	31,817	206,813	1	2,058,304	165,012	0.05	1778.08	44.01	40.40	0.05
	7	80	3,728	146,731	20,567	152,025	1	2,071,865	170,869	0.04	1834.14	46.60	39.36	0.07
	8	89	3,939	155,038	23,456	162,186	0	2,081,272	172,172	0.04	1742.00	44.26	39.36	0.00
	9	69	2,961	120,560	17,481	126,995	2	2,099,175	168,239	0.03	1747.25	42.91	40.72	0.16
	10	82	3,687	143,517	20,658	147,628	1	2,100,592	174,828	0.04	1750.21	44.96	38.93	0.07
	11	89	3,908	161,861	27,796	168,063	2	2,099,298	169,505	0.04	1818.66	43.91	41.42	0.12
	12	75	3,028	134,776	21,768	138,814	1	2,108,025	175,832	0.04	1797.01	40.37	44.51	0.07
2007	1	74	3,419	132,035	23,862	137,880	3	2,112,790	168,318	0.04	1784.26	46.20	38.62	0.22
	2	59	2,640	105,526	16,148	109,173	1	2,003,045	151,918	0.03	1788.58	44.75	39.97	0.09
	3	69	3,145	120,453	16,057	125,942	1	2,004,928	168,230	0.03	1745.70	45.58	38.30	0.08
	4	50	2,079	84,597	11,631	90,466	0	2,091,734	169,812	0.02	1691.94	41.58	40.69	0.00
	5	60	2,623	103,791	17,756	105,383	3	2,109,456	175,968	0.03	1729.85	43.72	39.57	0.28
	6	70	3,382	122,270	16,034	127,813	1	2,121,659	170,771	0.03	1746.71	48.31	36.15	0.08
	7	48	2,049	83,866	12,193	87,124	0	2,128,392	175,808	0.02	1747.21	42.69	40.93	0.00
	8	61	2,789	106,816	13,895	111,906	0	2,748,980	179,791	0.02	1751.08	45.72	38.30	0.00
	9	51	2,104	84,512	12,697	87,154	1	2,770,700	222,819	0.02	1657.10	41.25	40.17	0.11
	10	78	3,510	136,195	19,376	140,778	3	2,772,628	231,378	0.03	1746.09	45.00	38.80	0.21
	11	77	3,350	135,376	16,091	141,272	1	2,779,349	224,263	0.03	1758.13	43.51	40.41	0.07
	12	28	1,328	46,767	7,051	49,729	1	2,787,566	232,641	0.01	1670.25	47.43	35.22	0.20
2008	1	52	2,338	88,347	10,404	92,477	0	2,791,576	217,661	0.02	1698.98	44.96	37.79	0.00
	2	37	1,626	64,056	8,434	66,395	1	2,601,584	203,199	0.01	1731.24	43.95	39.39	0.15
	3	56	2,462	96,867	10,682	98,290	3	3,642,331	219,890	0.02	1729.77	43.96	39.34	0.31
	4	95	3,651	163,991	22,284	171,515	1	3,629,966	294,773	0.03	1726.22	38.43	44.92	0.06
	5	70	2,873	125,257	15,038	129,182	1	3,679,383	306,012	0.02	1789.39	41.04	43.60	0.08
	6	78	2,891	132,803	15,391	137,914	1	3,704,001	297,239	0.02	1702.60	37.06	45.94	0.07
	7	61	2,506	105,094	12,624	108,315	1	3,725,511	306,591	0.02	1722.85	41.08	41.94	0.09
	8	58	2,397	99,616	10,051	102,846	1	3,700,269	308,478	0.02	1717.52	41.33	41.56	0.10
	9	59	2,525	102,117	11,018	106,639	0	3,722,789	299,000	0.02	1730.80	42.80	40.44	0.00
	10	69	3,003	117,275	11,347	122,345	3	3,724,204	310,404	0.02	1699.64	43.52	39.05	0.25
	11	63	2,578	106,744	9,979	111,061	1	3,729,818	300,885	0.02	1694.35	40.92	41.41	0.09
	12	58	2,226	96,087	8,230	100,188	0	3,742,086	312,130	0.02	1656.67	38.38	43.17	0.00
2009	1	69	2,955	115,592	11,582	122,206	1	3,748,710	297,932	0.02	1675.25	42.83	39.12	0.08
	2	45	2,080	75,076	7,297	78,498	0	3,542,232	268,024	0.01	1668.36	46.22	36.09	0.00
	3	44	1,709	73,052	7,048	72,584	3	3,532,981	296,463	0.01	1660.27	38.84	42.75	0.41
	4	56	1,874	92,844	7,404	94,672	1	3,740,097	303,653	0.01	1657.93	33.46	49.54	0.11

**Table 4B: Summary of Risedronate Use and Subsequent Events in the MSDD between January 1, 2006 and December 31, 2013, by Drug Use and Year-Month**

Year	Month	Users	Dispensings	Days Supplied	Amount Supplied	Days at Risk	Episodes w/ Events	Eligible Members	Member-Years	Users / 1K Eligible Members	Days Supplied/ User	Dispensings / User	Days Supplied/ Dispensing	Episodes w/ Events / 10K Days at Risk
	5	59	2,150	96,685	9,964	100,635	0	3,781,560	314,745	0.02	1638.73	36.44	44.97	0.00
	6	55	2,056	89,108	6,705	92,670	0	3,806,118	305,719	0.01	1620.15	37.38	43.34	0.00
	7	50	2,024	80,241	6,203	81,811	2	3,810,894	316,519	0.01	1604.82	40.48	39.64	0.24
	8	61	2,397	95,496	6,999	99,153	1	3,800,171	317,101	0.02	1565.51	39.30	39.84	0.10
	9	48	1,872	74,477	5,501	78,431	1	3,829,495	307,215	0.01	1551.60	39.00	39.78	0.13
	10	60	2,343	91,562	7,586	96,118	1	3,830,980	319,361	0.02	1526.03	39.05	39.08	0.10
	11	31	1,272	46,881	3,129	49,323	0	3,831,589	309,485	0.01	1512.29	41.03	36.86	0.00
	12	48	1,857	72,059	6,278	74,412	1	3,846,533	319,879	0.01	1501.23	38.69	38.80	0.13
2010	1	48	2,038	70,954	5,966	74,628	0	3,832,980	279,478	0.01	1478.21	42.46	34.82	0.00
	2	24	871	35,322	3,192	37,242	0	3,303,970	190,639	0.01	1471.75	36.29	40.55	0.00
	3	32	1,301	46,713	3,362	48,936	0	2,481,904	207,552	0.01	1459.78	40.66	35.91	0.00
	4	37	1,191	52,504	3,506	55,301	0	2,618,820	211,495	0.01	1419.03	32.19	44.08	0.00
	5	11	370	15,469	1,275	16,372	0	2,595,141	80,410	0.00	1406.27	33.64	41.81	0.00
	6	17	552	24,359	1,942	25,114	0	913,844	73,319	0.02	1432.88	32.47	44.13	0.00
	7	0	0	0	0	0	0	902,211	2,470	0.00	---	---	---	---
	8	0	0	0	0	0	0	0	0	---	---	---	---	---
	9	0	0	0	0	0	0	0	0	---	---	---	---	---
	10	0	0	0	0	0	0	0	0	---	---	---	---	---
	11	0	0	0	0	0	0	0	0	---	---	---	---	---
	12	0	0	0	0	0	0	0	0	---	---	---	---	---
2011	1	0	0	0	0	0	0	0	0	---	---	---	---	---
	2	0	0	0	0	0	0	0	0	---	---	---	---	---
	3	0	0	0	0	0	0	0	0	---	---	---	---	---
	4	0	0	0	0	0	0	0	0	---	---	---	---	---
	5	0	0	0	0	0	0	0	0	---	---	---	---	---
	6	0	0	0	0	0	0	0	0	---	---	---	---	---
	7	0	0	0	0	0	0	0	0	---	---	---	---	---
	8	0	0	0	0	0	0	0	0	---	---	---	---	---
	9	0	0	0	0	0	0	0	0	---	---	---	---	---
	10	0	0	0	0	0	0	0	0	---	---	---	---	---
	11	0	0	0	0	0	0	0	0	---	---	---	---	---
	12	0	0	0	0	0	0	0	0	---	---	---	---	---
2012	1	0	0	0	0	0	0	0	0	---	---	---	---	---
	2	0	0	0	0	0	0	0	0	---	---	---	---	---
	3	0	0	0	0	0	0	0	0	---	---	---	---	---



**Table 4B: Summary of Risedronate Use and Subsequent Events in the MSDD between January 1, 2006 and December 31, 2013, by Drug Use and Year-Month**

Year	Month	Users	Dispensings	Days Supplied	Amount Supplied	Days at Risk	Episodes w/ Events	Eligible Members	Member-Years	Users / 1K Eligible Members	Days Supplied/ User	Dispensings / User	Days Supplied/ Dispensing	Episodes w/ Events / 10K Days at Risk
	4	0	0	0	0	0	0	0	0	---	---	---	---	---
	5	0	0	0	0	0	0	0	0	---	---	---	---	---
	6	0	0	0	0	0	0	0	0	---	---	---	---	---
	7	0	0	0	0	0	0	0	0	---	---	---	---	---
	8	0	0	0	0	0	0	0	0	---	---	---	---	---
	9	0	0	0	0	0	0	0	0	---	---	---	---	---
	10	0	0	0	0	0	0	0	0	---	---	---	---	---
	11	0	0	0	0	0	0	0	0	---	---	---	---	---
	12	0	0	0	0	0	0	0	0	---	---	---	---	---
2013	1	0	0	0	0	0	0	0	0	---	---	---	---	---
	2	0	0	0	0	0	0	0	0	---	---	---	---	---
	3	0	0	0	0	0	0	0	0	---	---	---	---	---
	4	0	0	0	0	0	0	0	0	---	---	---	---	---
	5	0	0	0	0	0	0	0	0	---	---	---	---	---
	6	0	0	0	0	0	0	0	0	---	---	---	---	---
	7	0	0	0	0	0	0	0	0	---	---	---	---	---
	8	0	0	0	0	0	0	0	0	---	---	---	---	---
	9	0	0	0	0	0	0	0	0	---	---	---	---	---
	10	0	0	0	0	0	0	0	0	---	---	---	---	---
	11	0	0	0	0	0	0	0	0	---	---	---	---	---
	12	0	0	0	0	0	0	0	0	---	---	---	---	---
<b>Risedronate and Non-vertebral Fracture; Exposure Extension Period= 0; Minimum Episode Duration=1</b>														
2006	1	187	1,011	32,869	5,354	34,217	2	236,012	19,715	0.79	175.77	5.41	32.51	0.58
	2	155	805	27,826	4,088	30,239	4	234,880	17,892	0.66	179.52	5.19	34.57	1.32
	3	146	736	24,804	4,039	25,543	5	237,442	19,963	0.61	169.89	5.04	33.70	1.96
	4	4,367	29,317	1,170,477	199,897	1,199,536	143	4,446,141	362,993	0.98	268.03	6.71	39.92	1.19
	5	4,488	30,231	1,139,995	204,293	1,189,415	123	4,525,809	376,911	0.99	254.01	6.74	37.71	1.03
	6	4,281	29,338	1,113,069	186,848	1,158,950	123	4,536,062	364,881	0.94	260.00	6.85	37.94	1.06
	7	3,498	22,940	882,689	148,591	925,091	85	4,540,677	377,683	0.77	252.34	6.56	38.48	0.92
	8	3,659	23,883	904,436	153,249	948,282	88	4,583,362	380,503	0.80	247.18	6.53	37.87	0.93
	9	3,214	21,460	811,994	132,543	855,433	87	4,621,840	371,474	0.70	252.64	6.68	37.84	1.02
	10	3,289	22,695	845,755	141,917	882,767	82	4,630,015	386,919	0.71	257.15	6.90	37.27	0.93
	11	2,905	20,556	768,567	129,140	804,071	82	4,646,719	375,508	0.63	264.57	7.08	37.39	1.02
	12	2,677	18,282	689,232	119,543	723,817	67	4,674,796	390,338	0.57	257.46	6.83	37.70	0.93
2007	1	2,908	21,141	778,759	128,538	818,075	87	4,453,209	371,898	0.65	267.80	7.27	36.84	1.06

**Table 4B: Summary of Risedronate Use and Subsequent Events in the MSDD between January 1, 2006 and December 31, 2013, by Drug Use and Year-Month**

Year	Month	Users	Dispensings	Days Supplied	Amount Supplied	Days at Risk	Episodes w/ Events	Eligible Members	Member-Years	Users / 1K Eligible Members	Days Supplied/ User	Dispensings / User	Days Supplied/ Dispensing	Episodes w/ Events / 10K Days at Risk
	2	2,425	17,190	646,796	106,856	669,452	81	4,403,011	335,708	0.55	266.72	7.09	37.63	1.21
	3	2,407	17,558	652,722	106,039	679,575	68	4,410,308	372,015	0.55	271.18	7.29	37.18	1.00
	4	2,272	15,308	579,025	96,500	611,855	53	4,658,450	380,471	0.49	254.85	6.74	37.82	0.87
	5	2,341	16,614	617,204	101,517	636,518	74	4,727,164	394,861	0.50	263.65	7.10	37.15	1.16
	6	2,138	14,632	540,293	85,340	562,432	65	4,753,013	382,878	0.45	252.71	6.84	36.93	1.16
	7	2,055	14,055	523,505	80,194	541,305	52	4,721,769	394,301	0.44	254.75	6.84	37.25	0.96
	8	2,288	14,956	552,076	81,949	578,788	56	6,246,740	403,736	0.37	241.29	6.54	36.91	0.97
	9	3,887	21,406	779,887	121,992	822,403	99	6,295,266	506,438	0.62	200.64	5.51	36.43	1.20
	10	4,194	24,014	860,719	129,057	898,777	108	6,298,673	526,685	0.67	205.23	5.73	35.84	1.20
	11	3,619	21,138	763,579	111,688	801,407	78	6,322,345	510,845	0.57	210.99	5.84	36.12	0.97
	12	3,132	16,314	589,960	89,556	625,921	66	6,356,508	530,681	0.49	188.37	5.21	36.16	1.05
2008	1	3,973	22,937	830,936	123,426	873,459	111	6,085,380	508,284	0.65	209.15	5.77	36.23	1.27
	2	3,109	18,251	658,590	96,899	694,297	67	6,070,306	475,590	0.51	211.83	5.87	36.09	0.97
	3	3,075	16,905	646,957	93,560	679,159	63	9,567,936	517,111	0.32	210.39	5.50	38.27	0.93
	4	6,300	32,567	1,422,730	208,391	1,485,288	136	9,444,001	771,938	0.67	225.83	5.17	43.69	0.92
	5	5,759	29,274	1,202,084	169,646	1,263,039	121	9,611,592	800,494	0.60	208.73	5.08	41.06	0.96
	6	5,610	28,435	1,175,503	152,547	1,236,189	117	9,654,314	776,021	0.58	209.54	5.07	41.34	0.95
	7	5,548	27,299	1,117,631	137,406	1,169,534	130	9,653,253	803,965	0.57	201.45	4.92	40.94	1.11
	8	5,273	26,516	1,056,283	116,263	1,105,107	113	9,681,952	808,110	0.54	200.32	5.03	39.84	1.02
	9	5,010	24,923	1,016,328	104,828	1,069,808	90	9,764,804	783,884	0.51	202.86	4.97	40.78	0.84
	10	5,429	26,929	1,086,953	108,805	1,139,643	95	9,775,460	816,533	0.56	200.21	4.96	40.36	0.83
	11	4,552	22,358	890,978	86,131	930,801	98	9,796,042	791,399	0.46	195.73	4.91	39.85	1.05
	12	4,619	22,155	880,238	81,905	920,639	88	9,852,649	821,335	0.47	190.57	4.80	39.73	0.96
2009	1	4,114	23,438	948,299	90,349	987,810	87	9,083,174	758,756	0.45	230.51	5.70	40.46	0.88
	2	3,494	19,058	761,976	69,046	793,831	83	8,946,143	682,765	0.39	218.08	5.45	39.98	1.05
	3	3,494	18,606	748,235	66,576	779,590	66	8,912,463	752,831	0.39	214.15	5.33	40.21	0.85
	4	3,855	20,051	837,111	73,628	871,371	85	9,536,621	779,864	0.40	217.15	5.20	41.75	0.98
	5	3,433	18,203	732,410	63,421	766,798	74	9,682,682	807,455	0.35	213.34	5.30	40.24	0.97
	6	3,635	18,940	764,142	64,037	793,501	79	9,728,136	783,837	0.37	210.22	5.21	40.35	1.00
	7	3,845	21,612	852,153	70,501	883,208	92	9,684,581	809,469	0.40	221.63	5.62	39.43	1.04
	8	3,599	19,547	768,191	56,998	802,652	68	9,693,185	810,624	0.37	213.45	5.43	39.30	0.85
	9	3,515	18,872	736,274	58,507	770,512	67	9,748,431	784,752	0.36	209.47	5.37	39.01	0.87
	10	3,539	18,835	733,802	54,017	762,292	89	9,726,676	813,865	0.36	207.35	5.32	38.96	1.17
	11	3,163	15,350	597,201	44,088	627,661	58	9,738,841	788,440	0.32	188.81	4.85	38.91	0.92
	12	3,151	15,049	586,897	43,726	614,463	53	9,780,324	816,918	0.32	186.26	4.78	39.00	0.86

**Table 4B: Summary of Risedronate Use and Subsequent Events in the MSDD between January 1, 2006 and December 31, 2013, by Drug Use and Year-Month**

Year	Month	Users	Dispensings	Days Supplied	Amount Supplied	Days at Risk	Episodes w/ Events	Eligible Members	Member-Years	Users / 1K Eligible Members	Days Supplied/ User	Dispensings / User	Days Supplied/ Dispensing	Episodes w/ Events / 10K Days at Risk
2010	1	3,008	16,432	648,272	47,856	673,322	68	8,851,201	741,351	0.34	215.52	5.46	39.45	1.01
	2	2,539	12,951	516,324	38,530	537,053	49	8,730,284	666,400	0.29	203.36	5.10	39.87	0.91
	3	2,618	13,161	538,435	39,337	560,479	59	8,696,530	734,814	0.30	205.67	5.03	40.91	1.05
	4	2,899	14,217	576,541	43,382	601,933	59	9,408,040	769,451	0.31	198.88	4.90	40.55	0.98
	5	2,476	12,761	495,072	38,550	517,322	54	9,506,952	793,786	0.26	199.95	5.15	38.80	1.04
	6	2,486	11,257	467,819	36,643	486,131	45	9,539,756	769,064	0.26	188.18	4.53	41.56	0.93
	7	2,407	11,683	455,348	33,968	476,522	45	9,473,685	792,631	0.25	189.18	4.85	38.98	0.94
	8	2,354	11,160	439,141	31,289	457,989	50	9,464,750	791,803	0.25	186.55	4.74	39.35	1.09
	9	2,082	9,171	354,991	27,501	366,684	42	9,503,472	765,855	0.22	170.50	4.40	38.71	1.15
	10	2,136	9,580	374,853	29,069	388,432	41	9,468,816	792,766	0.23	175.49	4.49	39.13	1.06
	11	1,841	8,067	325,833	24,942	340,213	34	9,481,119	767,401	0.19	176.99	4.38	40.39	1.00
	12	1,917	8,501	325,413	23,670	341,144	30	9,519,155	795,653	0.20	169.75	4.43	38.28	0.88
2011	1	1,847	9,713	378,124	29,916	392,527	42	8,603,633	720,248	0.21	204.72	5.26	38.93	1.07
	2	1,527	7,669	298,763	25,893	310,478	37	8,495,705	648,751	0.18	195.65	5.02	38.96	1.19
	3	1,729	8,669	336,239	30,638	349,983	31	8,496,940	717,984	0.20	194.47	5.01	38.79	0.89
	4	1,707	8,254	333,330	31,537	347,590	33	9,178,671	750,849	0.19	195.27	4.84	40.38	0.95
	5	1,665	7,600	296,435	28,158	309,116	34	9,279,595	776,426	0.18	178.04	4.56	39.00	1.10
	6	1,678	7,751	318,037	29,555	331,805	34	9,287,274	751,351	0.18	189.53	4.62	41.03	1.02
	7	1,463	6,626	266,649	24,691	278,395	30	9,211,041	770,552	0.16	182.26	4.53	40.24	1.08
	8	1,482	6,429	257,960	25,747	263,904	37	9,223,323	771,166	0.16	174.06	4.34	40.12	1.40
	9	1,492	6,570	264,083	27,029	275,768	23	9,284,513	747,099	0.16	177.00	4.40	40.20	0.83
	10	1,508	6,733	258,840	26,329	270,810	24	9,279,766	776,331	0.16	171.64	4.46	38.44	0.89
	11	1,490	7,097	277,290	29,405	287,555	35	9,308,982	752,887	0.16	186.10	4.76	39.07	1.22
	12	1,406	5,825	219,049	22,800	228,847	25	9,359,707	781,299	0.15	155.80	4.14	37.60	1.09
2012	1	1,251	5,653	223,559	22,702	234,110	18	8,522,505	713,197	0.15	178.70	4.52	39.55	0.77
	2	1,209	5,535	209,040	20,919	217,747	18	8,514,553	667,055	0.14	172.90	4.58	37.77	0.83
	3	1,094	4,612	176,206	17,112	184,226	16	9,221,877	713,922	0.12	161.07	4.22	38.21	0.87
	4	1,240	5,084	206,819	20,851	212,875	27	9,111,948	745,503	0.14	166.79	4.10	40.68	1.27
	5	1,137	4,614	193,116	19,680	199,538	27	9,213,780	770,648	0.12	169.85	4.06	41.85	1.35
	6	1,028	4,449	169,469	17,218	176,045	18	9,215,851	745,854	0.11	164.85	4.33	38.09	1.02
	7	940	3,831	160,380	16,278	165,900	22	9,148,103	765,286	0.10	170.62	4.08	41.86	1.33
	8	998	4,310	165,643	16,952	172,546	24	9,163,700	766,463	0.11	165.97	4.32	38.43	1.39
	9	893	3,675	140,969	13,646	146,089	21	9,237,179	742,381	0.10	157.86	4.12	38.36	1.44
	10	957	3,775	149,724	15,405	157,411	17	9,235,097	772,890	0.10	156.45	3.94	39.66	1.08
	11	843	3,403	128,049	13,182	133,210	12	9,259,384	749,007	0.09	151.90	4.04	37.63	0.90

**Table 4B: Summary of Risedronate Use and Subsequent Events in the MSDD between January 1, 2006 and December 31, 2013, by Drug Use and Year-Month**

Year	Month	Users	Dispensings	Days Supplied	Amount Supplied	Days at Risk	Episodes w/ Events	Eligible Members	Member-Years	Users / 1K Eligible Members	Days Supplied/ User	Dispensings / User	Days Supplied/ Dispensing	Episodes w/ Events / 10K Days at Risk
2013	12	856	3,229	122,952	12,692	129,559	9	9,296,766	777,276	0.09	143.64	3.77	38.08	0.69
	1	781	3,025	114,647	11,259	121,207	10	8,614,023	721,220	0.09	146.80	3.87	37.90	0.83
	2	702	2,809	104,919	11,116	110,077	19	8,503,893	649,479	0.08	149.46	4.00	37.35	1.73
	3	661	2,316	88,716	9,253	93,765	11	8,501,815	718,571	0.08	134.21	3.50	38.31	1.17
	4	857	3,117	122,071	12,298	128,085	14	9,231,684	755,345	0.09	142.44	3.64	39.16	1.09
	5	775	2,558	99,220	9,516	104,060	11	9,328,266	780,811	0.08	128.03	3.30	38.79	1.06
	6	717	2,450	92,217	9,887	97,477	12	9,335,973	755,388	0.08	128.62	3.42	37.64	1.23
	7	737	2,304	89,985	8,496	94,611	10	9,303,920	778,634	0.08	122.10	3.13	39.06	1.06
	8	690	2,057	75,075	7,704	78,926	12	9,311,100	779,340	0.07	108.80	2.98	36.50	1.52
	9	615	1,677	61,478	6,140	65,210	2	9,467,887	754,843	0.06	99.96	2.73	36.66	0.31
	10	746	1,962	70,505	7,708	74,082	12	9,462,996	792,266	0.08	94.51	2.63	35.94	1.62
	11	632	1,443	49,721	5,492	52,736	2	9,478,198	767,317	0.07	78.67	2.28	34.46	0.38
12	562	1,229	41,113	4,673	43,426	7	9,488,200	792,681	0.06	73.15	2.19	33.45	1.61	
<b>Risedronate and Non-vertebral Fracture; Exposure Extension Period= 0; Minimum Episode Duration=730</b>														
2006	1	7	211	7,529	1,039	6,354	1	151,621	11,816	0.05	1075.57	30.14	35.68	1.57
	2	8	230	8,391	1,196	8,743	1	140,934	10,682	0.06	1048.88	28.75	36.48	1.14
	3	6	236	7,743	1,109	7,939	0	142,131	11,876	0.04	1290.50	39.33	32.81	0.00
	4	516	14,578	595,149	95,992	583,049	67	2,992,577	242,505	0.17	1153.39	28.25	40.83	1.15
	5	526	14,925	577,162	102,721	584,981	46	3,049,923	252,351	0.17	1097.27	28.37	38.67	0.79
	6	499	14,207	555,047	90,902	557,367	45	3,069,386	245,409	0.16	1112.32	28.47	39.07	0.81
	7	391	11,268	439,061	71,335	446,203	34	3,090,764	254,627	0.13	1122.92	28.82	38.97	0.76
	8	439	12,102	465,496	79,681	473,029	33	3,108,497	256,758	0.14	1060.36	27.57	38.46	0.70
	9	389	10,492	402,129	65,260	412,944	35	3,137,661	251,016	0.12	1033.75	26.97	38.33	0.85
	10	435	12,059	462,001	74,475	465,616	38	3,145,027	261,415	0.14	1062.07	27.72	38.31	0.82
	11	392	11,348	435,349	72,327	443,591	39	3,152,017	253,611	0.12	1110.58	28.95	38.36	0.88
	12	356	9,507	378,931	62,373	381,801	34	3,165,437	263,082	0.11	1064.41	26.71	39.86	0.89
2007	1	364	10,295	388,705	64,316	397,159	31	3,172,045	247,281	0.11	1067.87	28.28	37.76	0.78
	2	306	8,327	328,751	51,017	328,288	26	2,942,530	222,044	0.10	1074.35	27.21	39.48	0.79
	3	292	8,249	327,169	51,828	332,082	24	2,934,159	245,056	0.10	1120.44	28.25	39.66	0.72
	4	263	7,002	279,606	41,964	289,968	20	3,078,857	248,605	0.09	1063.14	26.62	39.93	0.69
	5	295	8,609	321,753	53,160	320,336	32	3,103,972	257,532	0.10	1090.69	29.18	37.37	1.00
	6	232	7,137	273,099	39,437	274,052	25	3,114,891	249,609	0.07	1177.15	30.76	38.27	0.91
	7	235	6,692	259,980	37,930	256,386	19	3,121,615	257,854	0.08	1106.30	28.48	38.85	0.74
	8	269	7,832	301,150	42,646	308,014	23	4,055,790	263,535	0.07	1119.52	29.12	38.45	0.75
	9	283	7,494	296,184	45,565	300,291	22	4,089,048	327,796	0.07	1046.59	26.48	39.52	0.73

**Table 4B: Summary of Risedronate Use and Subsequent Events in the MSDD between January 1, 2006 and December 31, 2013, by Drug Use and Year-Month**

Year	Month	Users	Dispensings	Days Supplied	Amount Supplied	Days at Risk	Episodes w/ Events	Eligible Members	Member-Years	Users / 1K Eligible Members	Days Supplied/ User	Dispensings / User	Days Supplied/ Dispensing	Episodes w/ Events / 10K Days at Risk
2008	10	319	9,355	358,147	50,009	356,276	36	4,094,127	339,926	0.08	1122.72	29.33	38.28	1.01
	11	302	8,292	336,099	46,492	342,955	26	4,095,314	329,273	0.07	1112.91	27.46	40.53	0.76
	12	205	5,327	209,062	30,103	214,988	17	4,108,802	341,812	0.05	1019.81	25.99	39.25	0.79
	1	304	8,340	322,017	41,734	326,174	30	4,118,972	322,231	0.07	1059.27	27.43	38.61	0.92
	2	266	7,237	279,320	38,134	282,620	28	3,855,135	299,746	0.07	1050.08	27.21	38.60	0.99
	3	279	7,581	308,248	38,701	312,211	26	5,727,611	324,555	0.05	1104.83	27.17	40.66	0.83
	4	552	12,600	595,617	79,136	603,409	41	5,705,682	460,031	0.10	1079.02	22.83	47.27	0.68
	5	437	10,469	461,525	57,138	472,066	29	5,766,202	475,664	0.08	1056.12	23.96	44.08	0.61
	6	480	11,749	509,246	59,570	523,621	31	5,783,382	461,850	0.08	1060.93	24.48	43.34	0.59
	7	417	9,912	430,385	50,519	438,086	39	5,809,313	477,644	0.07	1032.10	23.77	43.42	0.89
	8	430	10,450	434,624	43,210	441,382	28	5,787,432	479,189	0.07	1010.75	24.30	41.59	0.63
	9	445	10,713	452,883	45,541	464,790	32	5,827,525	464,699	0.08	1017.71	24.07	42.27	0.69
2009	10	455	11,104	466,929	46,793	473,448	32	5,831,158	482,547	0.08	1026.22	24.40	42.05	0.68
	11	389	9,120	391,859	36,757	396,276	28	5,823,316	467,915	0.07	1007.35	23.44	42.97	0.71
	12	394	9,276	388,920	34,498	395,793	35	5,847,538	485,592	0.07	987.11	23.54	41.93	0.88
	1	423	10,690	440,300	42,628	449,334	33	5,854,728	445,421	0.07	1040.90	25.27	41.19	0.73
	2	337	8,385	341,948	31,845	346,790	32	5,302,459	400,590	0.06	1014.68	24.88	40.78	0.92
	3	328	8,145	327,591	28,893	329,718	29	5,296,323	443,443	0.06	998.75	24.83	40.22	0.88
	4	343	7,926	354,446	30,653	357,583	32	5,650,780	457,398	0.06	1033.37	23.11	44.72	0.89
	5	333	8,382	353,413	32,736	359,915	27	5,715,972	473,967	0.06	1061.30	25.17	42.16	0.75
	6	341	8,443	354,004	28,261	357,244	31	5,751,454	460,339	0.06	1038.13	24.76	41.93	0.87
	7	382	9,504	382,696	31,424	387,852	31	5,758,554	474,331	0.07	1001.82	24.88	40.27	0.80
	8	350	8,795	357,049	28,610	362,296	23	5,715,174	474,737	0.06	1020.14	25.13	40.60	0.63
	9	334	8,114	331,420	26,578	338,820	24	5,753,999	459,792	0.06	992.28	24.29	40.85	0.71
2010	10	337	8,241	333,546	24,022	336,591	26	5,754,291	477,662	0.06	989.75	24.45	40.47	0.77
	11	274	6,520	266,636	18,799	266,596	28	5,751,291	463,102	0.05	973.12	23.80	40.90	1.05
	12	280	7,087	279,050	19,385	283,399	16	5,777,809	479,908	0.05	996.61	25.31	39.37	0.56
	1	303	7,564	300,891	22,322	307,933	19	5,777,028	442,373	0.05	993.04	24.96	39.78	0.62
	2	214	5,472	220,320	15,940	226,600	11	5,257,551	397,716	0.04	1029.53	25.57	40.26	0.49
	3	250	5,822	253,193	19,683	256,401	15	5,251,012	439,258	0.05	1012.77	23.29	43.49	0.59
	4	246	6,152	248,863	18,866	252,682	19	5,687,066	460,594	0.04	1011.64	25.01	40.45	0.75
	5	198	5,165	196,868	15,566	201,615	16	5,750,650	477,021	0.03	994.28	26.09	38.12	0.79
	6	207	4,699	208,585	16,151	208,797	14	5,780,497	462,806	0.04	1007.66	22.70	44.39	0.67
	7	201	4,757	194,452	14,953	200,364	11	5,781,775	476,670	0.03	967.42	23.67	40.88	0.55
	8	216	5,295	213,644	14,299	214,825	20	5,734,013	476,891	0.04	989.09	24.51	40.35	0.93

**Table 4B: Summary of Risedronate Use and Subsequent Events in the MSDD between January 1, 2006 and December 31, 2013, by Drug Use and Year-Month**

Year	Month	Users	Dispensings	Days Supplied	Amount Supplied	Days at Risk	Episodes w/ Events	Eligible Members	Member-Years	Users / 1K Eligible Members	Days Supplied/ User	Dispensings / User	Days Supplied/ Dispensing	Episodes w/ Events / 10K Days at Risk
2011	9	171	4,191	163,574	12,778	163,596	17	5,765,104	461,726	0.03	956.57	24.51	39.03	1.04
	10	179	4,362	172,203	14,077	175,045	14	5,760,616	478,927	0.03	962.03	24.37	39.48	0.80
	11	171	4,119	168,271	13,667	175,420	7	5,761,190	463,657	0.03	984.04	24.09	40.85	0.40
	12	162	3,832	151,837	11,257	155,459	13	5,774,915	480,551	0.03	937.27	23.65	39.62	0.84
	1	191	4,591	180,549	14,318	183,344	15	5,776,651	454,733	0.03	945.28	24.04	39.33	0.82
	2	157	3,908	147,864	12,070	151,482	12	5,396,633	407,709	0.03	941.81	24.89	37.84	0.79
	3	190	4,513	177,047	15,981	179,022	18	5,383,787	450,868	0.04	931.83	23.75	39.23	1.01
	4	158	3,645	149,394	14,108	151,418	12	5,778,126	468,106	0.03	945.53	23.07	40.99	0.79
	5	146	3,405	132,652	10,925	133,143	14	5,820,817	484,328	0.03	908.58	23.32	38.96	1.05
	6	155	3,351	138,182	12,191	142,666	9	5,830,942	468,930	0.03	891.50	21.62	41.24	0.63
	7	147	3,202	127,308	11,439	126,885	14	5,833,522	483,261	0.03	866.04	21.78	39.76	1.10
	8	131	2,716	114,330	12,291	115,376	11	5,819,416	483,884	0.02	872.75	20.73	42.09	0.95
9	133	2,780	113,534	10,830	117,184	5	5,864,904	468,824	0.02	853.64	20.90	40.84	0.43	
10	145	3,102	119,212	12,010	125,114	4	5,866,291	487,471	0.02	822.15	21.39	38.43	0.32	
11	166	3,314	133,257	12,353	138,118	9	5,869,031	472,351	0.03	802.75	19.96	40.21	0.65	
12	130	2,549	101,110	10,716	100,598	12	5,893,521	488,146	0.02	777.77	19.61	39.67	1.19	
2012	1	135	2,757	105,086	9,933	109,391	5	5,873,799	424,314	0.02	778.41	20.42	38.12	0.46
	2	79	1,619	60,793	5,615	62,059	7	5,026,575	293,368	0.02	769.53	20.49	37.55	1.13
	3	71	1,392	52,992	4,616	56,303	3	3,894,806	304,938	0.02	746.37	19.61	38.07	0.53
	4	91	1,710	66,510	6,299	67,633	5	3,853,684	310,577	0.02	730.88	18.79	38.89	0.74
	5	45	695	32,902	3,455	32,994	6	3,834,640	126,745	0.01	731.16	15.44	47.34	1.82
	6	38	714	26,406	2,765	27,226	2	1,457,418	116,452	0.03	694.89	18.79	36.98	0.73
	7	0	0	0	0	0	0	1,434,270	3,927	0.00	---	---	---	---
	8	0	0	0	0	0	0	0	0	---	---	---	---	---
	9	0	0	0	0	0	0	0	0	---	---	---	---	---
	10	0	0	0	0	0	0	0	0	---	---	---	---	---
	11	0	0	0	0	0	0	0	0	---	---	---	---	---
	12	0	0	0	0	0	0	0	0	---	---	---	---	---
2013	1	0	0	0	0	0	0	0	0	---	---	---	---	---
	2	0	0	0	0	0	0	0	0	---	---	---	---	---
	3	0	0	0	0	0	0	0	0	---	---	---	---	---
	4	0	0	0	0	0	0	0	0	---	---	---	---	---
	5	0	0	0	0	0	0	0	0	---	---	---	---	---
	6	0	0	0	0	0	0	0	0	---	---	---	---	---
	7	0	0	0	0	0	0	0	0	---	---	---	---	---

**Table 4B: Summary of Risedronate Use and Subsequent Events in the MSDD between January 1, 2006 and December 31, 2013, by Drug Use and Year-Month**

Year	Month	Users	Dispensings	Days Supplied	Amount Supplied	Days at Risk	Episodes w/ Events	Eligible Members	Member-Years	Users / 1K Eligible Members	Days Supplied/ User	Dispensings / User	Days Supplied/ Dispensing	Episodes w/ Events / 10K Days at Risk
	8	0	0	0	0	0	0	0	0	---	---	---	---	---
	9	0	0	0	0	0	0	0	0	---	---	---	---	---
	10	0	0	0	0	0	0	0	0	---	---	---	---	---
	11	0	0	0	0	0	0	0	0	---	---	---	---	---
	12	0	0	0	0	0	0	0	0	---	---	---	---	---
<b>Risedronate and Non-vertebral Fracture; Exposure Extension Period= 0; Minimum Episode Duration=1461</b>														
2006	1	1	68	1,904	272	372	1	108,649	8,777	0.01	1904.00	68.00	28.00	26.88
	2	2	77	2,998	428	2,878	1	104,585	7,946	0.02	1499.00	38.50	38.94	3.47
	3	3	143	5,145	738	5,245	0	105,440	8,852	0.03	1715.00	47.67	35.98	0.00
	4	110	4,689	208,262	32,870	197,576	21	1,999,740	161,923	0.06	1893.29	42.63	44.42	1.06
	5	91	4,245	172,562	28,741	170,521	10	2,032,524	168,844	0.04	1896.29	46.65	40.65	0.59
	6	109	4,774	194,151	31,373	185,800	15	2,049,432	164,107	0.05	1781.20	43.80	40.67	0.81
	7	78	3,627	143,897	20,164	143,859	7	2,062,746	169,924	0.04	1844.83	46.50	39.67	0.49
	8	87	3,822	151,764	22,991	148,184	10	2,072,081	171,216	0.04	1744.41	43.93	39.71	0.67
	9	68	2,914	119,244	17,293	118,528	9	2,089,876	167,306	0.03	1753.59	42.85	40.92	0.76
	10	82	3,687	143,517	20,658	138,801	10	2,091,485	173,864	0.04	1750.21	44.96	38.93	0.72
	11	87	3,789	158,484	27,322	161,053	10	2,090,253	168,578	0.04	1821.66	43.55	41.83	0.62
	12	72	2,854	128,565	20,985	126,843	7	2,098,868	174,863	0.03	1785.63	39.64	45.05	0.55
2007	1	73	3,381	130,301	23,703	129,872	8	2,103,584	167,388	0.03	1784.95	46.32	38.54	0.62
	2	58	2,589	104,092	15,944	100,530	9	1,994,031	151,074	0.03	1794.69	44.64	40.21	0.90
	3	68	3,095	119,053	15,857	119,258	4	1,995,804	167,272	0.03	1750.78	45.51	38.47	0.34
	4	49	2,017	82,749	11,367	85,699	4	2,082,065	168,844	0.02	1688.76	41.16	41.03	0.47
	5	57	2,433	98,050	14,577	92,377	10	2,099,950	174,959	0.03	1720.18	42.68	40.30	1.08
	6	69	3,330	120,808	15,826	116,947	14	2,111,967	169,791	0.03	1750.84	48.26	36.28	1.20
	7	48	2,049	83,866	12,193	73,390	11	2,118,670	174,786	0.02	1747.21	42.69	40.93	1.50
	8	60	2,737	105,246	13,788	107,863	5	2,734,764	178,743	0.02	1754.10	45.62	38.45	0.46
	9	51	2,104	84,512	12,697	81,618	6	2,757,196	221,468	0.02	1657.10	41.25	40.17	0.74
	10	78	3,510	136,195	19,376	129,716	15	2,759,554	229,984	0.03	1746.09	45.00	38.80	1.16
	11	75	3,278	131,360	15,532	127,660	14	2,766,143	222,920	0.03	1751.47	43.71	40.07	1.10
	12	25	1,185	42,234	6,407	43,519	2	2,774,470	231,238	0.01	1689.36	47.40	35.64	0.46
2008	1	50	2,262	85,297	10,057	86,485	2	2,778,206	216,342	0.02	1705.94	45.24	37.71	0.23
	2	35	1,557	60,842	8,090	60,238	4	2,588,924	201,963	0.01	1738.34	44.49	39.08	0.66
	3	56	2,462	96,867	10,682	97,056	6	3,623,694	218,534	0.02	1729.77	43.96	39.34	0.62
	4	93	3,600	159,797	21,689	160,780	8	3,612,415	293,003	0.03	1718.25	38.71	44.39	0.50

**Table 4B: Summary of Risedronate Use and Subsequent Events in the MSDD between January 1, 2006 and December 31, 2013, by Drug Use and Year-Month**

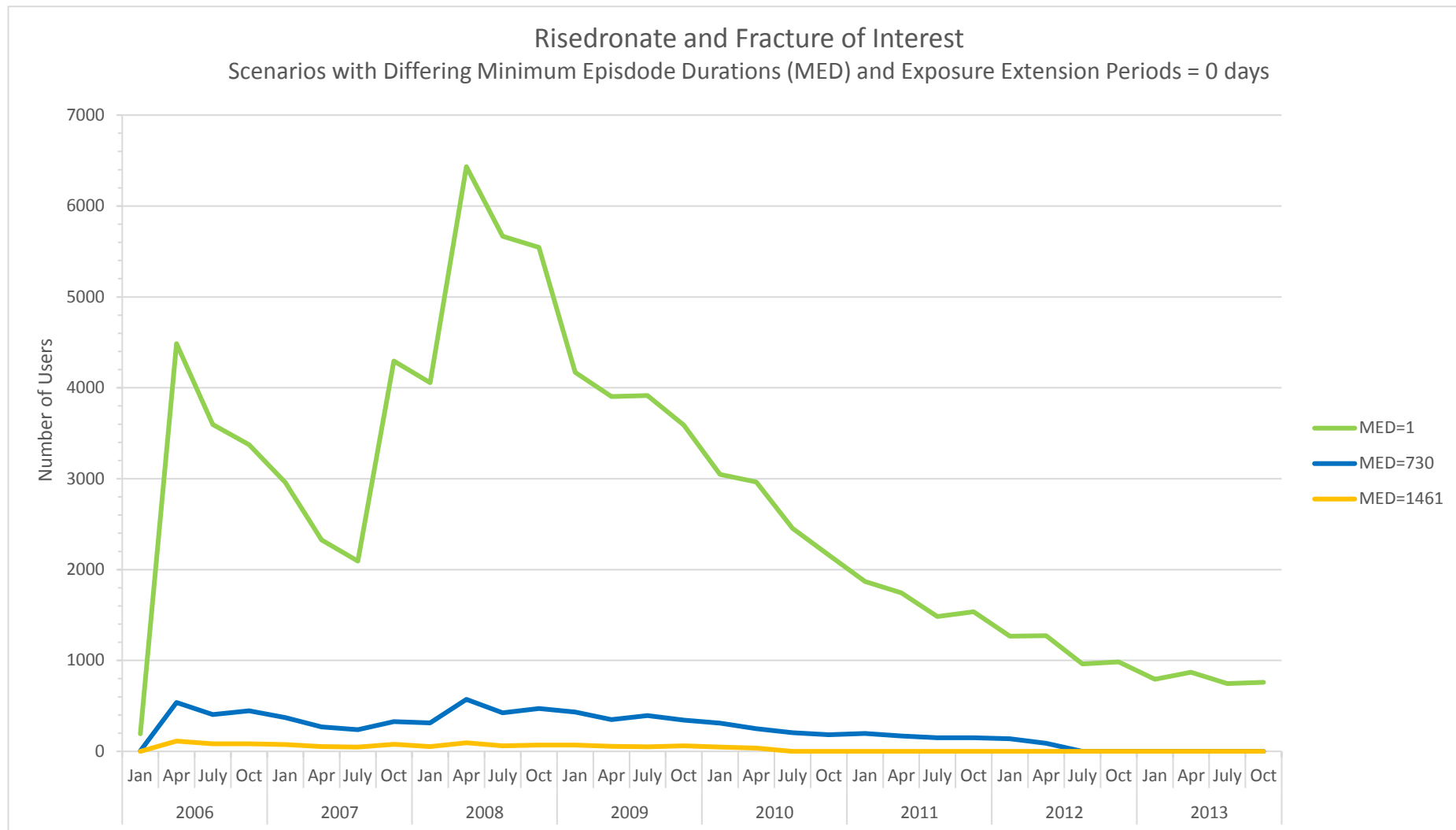
Year	Month	Users	Dispensings	Days Supplied	Amount Supplied	Days at Risk	Episodes w/ Events	Eligible Members	Member-Years	Users / 1K Eligible Members	Days Supplied/ User	Dispensings / User	Days Supplied/ Dispensing	Episodes w/ Events / 10K Days at Risk
	5	68	2,785	121,500	14,502	124,404	3	3,661,869	304,179	0.02	1786.76	40.96	43.63	0.24
	6	77	2,873	131,291	15,175	131,186	8	3,686,309	295,463	0.02	1705.08	37.31	45.70	0.61
	7	60	2,459	103,748	12,577	102,659	7	3,708,058	304,757	0.02	1729.13	40.98	42.19	0.68
	8	55	2,260	94,558	9,543	90,563	7	3,682,671	306,638	0.01	1719.24	41.09	41.84	0.77
	9	55	2,341	94,830	10,174	93,720	6	3,705,449	297,234	0.01	1724.18	42.56	40.51	0.64
	10	66	2,892	112,695	10,839	106,801	11	3,707,092	308,584	0.02	1707.50	43.82	38.97	1.03
	11	62	2,554	104,968	9,919	100,882	9	3,712,311	299,123	0.02	1693.03	41.19	41.10	0.89
	12	57	2,209	94,702	8,035	95,871	4	3,725,185	310,305	0.02	1661.44	38.75	42.87	0.42
2009	1	68	2,892	113,813	11,328	110,332	11	3,731,016	296,162	0.02	1673.72	42.53	39.35	1.00
	2	45	2,080	75,076	7,297	77,203	2	3,524,657	266,391	0.01	1668.36	46.22	36.09	0.26
	3	43	1,646	71,302	6,797	66,915	7	3,515,564	294,637	0.01	1658.19	38.28	43.32	1.05
	4	55	1,857	91,394	7,200	90,151	6	3,721,530	301,790	0.01	1661.71	33.76	49.22	0.67
	5	59	2,150	96,685	9,964	96,329	5	3,763,009	312,837	0.02	1638.73	36.44	44.97	0.52
	6	55	2,056	89,108	6,705	89,909	6	3,788,004	303,881	0.01	1620.15	37.38	43.34	0.67
	7	49	1,966	78,503	6,145	75,475	11	3,793,123	314,629	0.01	1602.10	40.12	39.93	1.46
	8	60	2,378	93,841	6,944	93,496	6	3,782,273	315,211	0.02	1564.02	39.63	39.46	0.64
	9	48	1,872	74,477	5,501	75,147	5	3,811,555	305,399	0.01	1551.60	39.00	39.78	0.67
	10	58	2,263	88,159	7,290	86,271	6	3,813,146	317,491	0.02	1519.98	39.02	38.96	0.70
	11	31	1,272	46,881	3,129	45,930	4	3,814,014	307,689	0.01	1512.29	41.03	36.86	0.87
	12	47	1,800	70,479	6,222	66,246	7	3,829,461	318,032	0.01	1499.55	38.30	39.16	1.06
2010	1	47	1,984	69,421	5,765	69,358	5	3,814,767	277,821	0.01	1477.04	42.21	34.99	0.72
	2	24	871	35,322	3,192	35,704	1	3,286,657	189,587	0.01	1471.75	36.29	40.55	0.28
	3	31	1,246	45,154	3,142	42,547	4	2,470,756	206,392	0.01	1456.58	40.19	36.24	0.94
	4	37	1,191	52,504	3,506	55,301	0	2,607,084	210,305	0.01	1419.03	32.19	44.08	0.00
	5	9	323	12,567	1,015	13,277	1	2,581,448	80,001	0.00	1396.33	35.89	38.91	0.75
	6	16	499	22,882	1,733	21,313	2	910,135	72,947	0.02	1430.13	31.19	45.86	0.94
	7	0	0	0	0	0	0	897,679	2,458	0.00	---	---	---	---
	8	0	0	0	0	0	0	0	0	---	---	---	---	---
	9	0	0	0	0	0	0	0	0	---	---	---	---	---
	10	0	0	0	0	0	0	0	0	---	---	---	---	---
	11	0	0	0	0	0	0	0	0	---	---	---	---	---
	12	0	0	0	0	0	0	0	0	---	---	---	---	---
2011	1	0	0	0	0	0	0	0	0	---	---	---	---	---
	2	0	0	0	0	0	0	0	0	---	---	---	---	---
	3	0	0	0	0	0	0	0	0	---	---	---	---	---



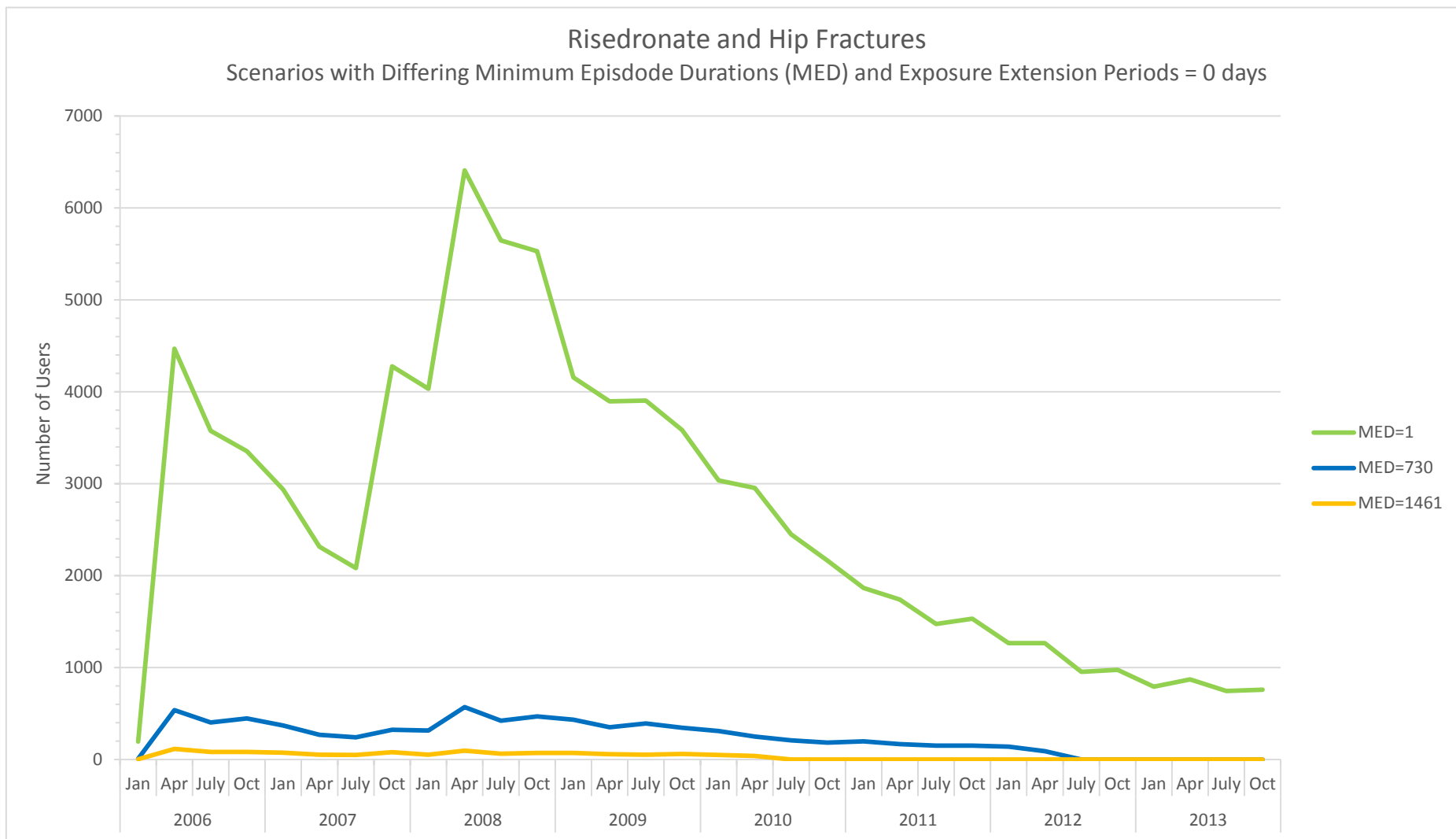
**Table 4B: Summary of Risedronate Use and Subsequent Events in the MSDD between January 1, 2006 and December 31, 2013, by Drug Use and Year-Month**

Year	Month	Users	Dispensings	Days Supplied	Amount Supplied	Days at Risk	Episodes w/ Events	Eligible Members	Member-Years	Users / 1K Eligible Members	Days Supplied/ User	Dispensings / User	Days Supplied/ Dispensing	Episodes w/ Events / 10K Days at Risk
	4	0	0	0	0	0	0	0	0	---	---	---	---	---
	5	0	0	0	0	0	0	0	0	---	---	---	---	---
	6	0	0	0	0	0	0	0	0	---	---	---	---	---
	7	0	0	0	0	0	0	0	0	---	---	---	---	---
	8	0	0	0	0	0	0	0	0	---	---	---	---	---
	9	0	0	0	0	0	0	0	0	---	---	---	---	---
	10	0	0	0	0	0	0	0	0	---	---	---	---	---
	11	0	0	0	0	0	0	0	0	---	---	---	---	---
	12	0	0	0	0	0	0	0	0	---	---	---	---	---
2012	1	0	0	0	0	0	0	0	0	---	---	---	---	---
	2	0	0	0	0	0	0	0	0	---	---	---	---	---
	3	0	0	0	0	0	0	0	0	---	---	---	---	---
	4	0	0	0	0	0	0	0	0	---	---	---	---	---
	5	0	0	0	0	0	0	0	0	---	---	---	---	---
	6	0	0	0	0	0	0	0	0	---	---	---	---	---
	7	0	0	0	0	0	0	0	0	---	---	---	---	---
	8	0	0	0	0	0	0	0	0	---	---	---	---	---
	9	0	0	0	0	0	0	0	0	---	---	---	---	---
	10	0	0	0	0	0	0	0	0	---	---	---	---	---
	11	0	0	0	0	0	0	0	0	---	---	---	---	---
	12	0	0	0	0	0	0	0	0	---	---	---	---	---
2013	1	0	0	0	0	0	0	0	0	---	---	---	---	---
	2	0	0	0	0	0	0	0	0	---	---	---	---	---
	3	0	0	0	0	0	0	0	0	---	---	---	---	---
	4	0	0	0	0	0	0	0	0	---	---	---	---	---
	5	0	0	0	0	0	0	0	0	---	---	---	---	---
	6	0	0	0	0	0	0	0	0	---	---	---	---	---
	7	0	0	0	0	0	0	0	0	---	---	---	---	---
	8	0	0	0	0	0	0	0	0	---	---	---	---	---
	9	0	0	0	0	0	0	0	0	---	---	---	---	---
	10	0	0	0	0	0	0	0	0	---	---	---	---	---
	11	0	0	0	0	0	0	0	0	---	---	---	---	---
	12	0	0	0	0	0	0	0	0	---	---	---	---	---

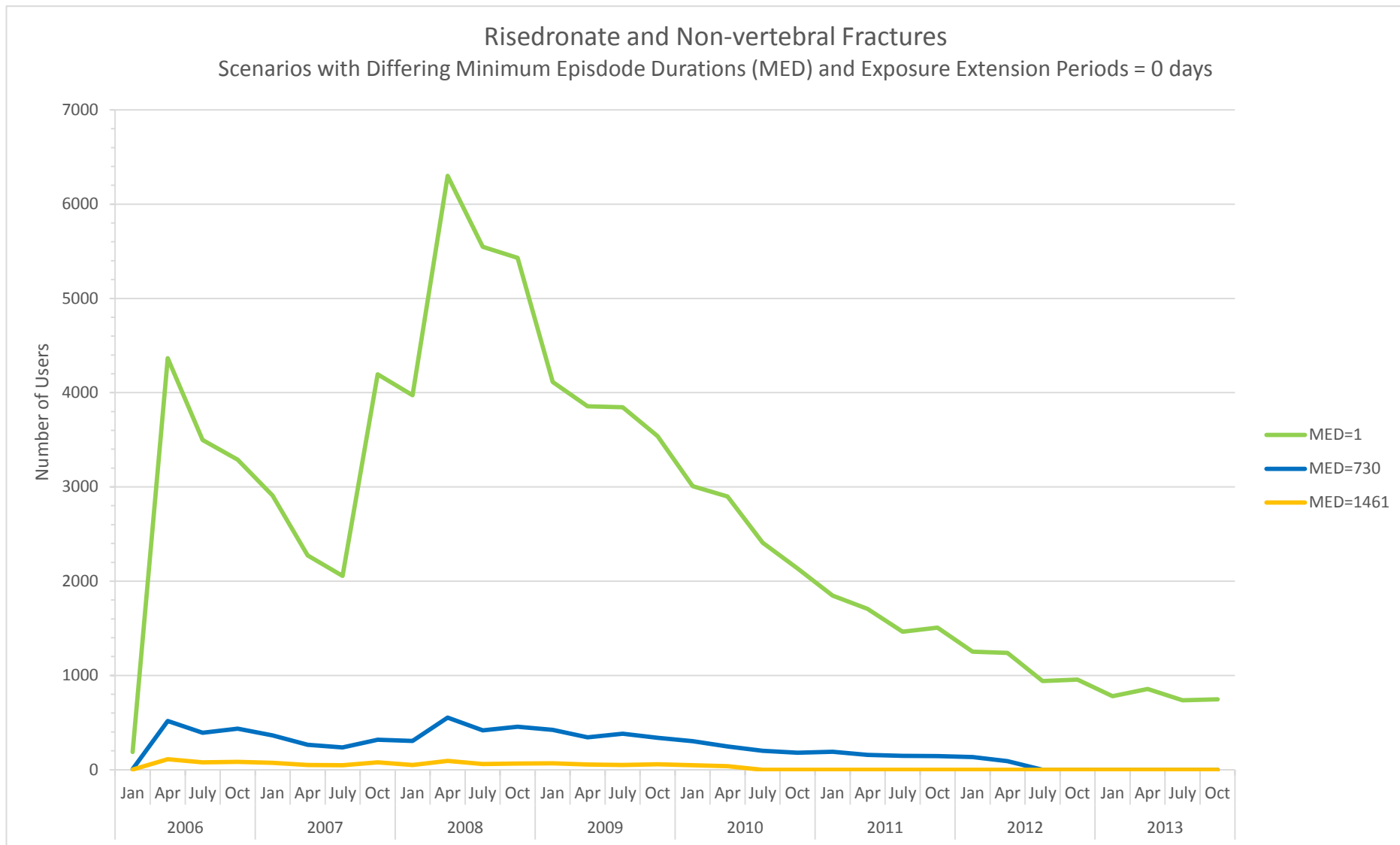
Charts 4B: Summary of Risedronate Use and Subsequent Events in the MSDD between January 1, 2006 and December 31, 2013, by Drug Use and Year-Month



Charts 4B: Summary of Risedronate Use and Subsequent Events in the MSDD between January 1, 2006 and December 31, 2013, by Drug Use and Year-Month



Charts 4B: Summary of Risedronate Use and Subsequent Events in the MSDD between January 1, 2006 and December 31, 2013, by Drug Use and Year-Month



**Table 4C: Summary of Ibandronate Use and Subsequent Events in the MSDD between January 1, 2006 and December 31, 2013, by Drug Use and Year-Month**

Year	Month	Users	Dispensings	Days Supplied	Amount Supplied	Days at Risk	Episodes w/ Events	Eligible Members	Member-Years	Users / 1K Eligible Members	Days Supplied/ User	Dispensings / User	Days Supplied/ Dispensing	Episodes w/ Events / 10K Days at Risk	
<b>Ibandronate and Fracture of Interest; Exposure Extension Period=0; Minimum Episode Duration=1</b>															
2006	1	80	467	16,064	564	17,712	0	237,415	19,865	0.34	200.80	5.84	34.40	0.00	
	2	64	307	10,349	369	11,445	0	236,437	18,039	0.27	161.70	4.80	33.71	0.00	
	3	73	456	16,264	559	17,328	0	239,041	20,131	0.31	222.79	6.25	35.67	0.00	
	4	2,425	15,019	530,229	18,420	575,949	5	4,469,628	365,448	0.54	218.65	6.19	35.30	0.09	
	5	2,753	16,380	603,236	20,748	651,720	7	4,551,090	379,601	0.60	219.12	5.95	36.83	0.11	
	6	2,802	16,605	599,618	21,191	646,954	5	4,562,926	367,604	0.61	214.00	5.93	36.11	0.08	
	7	2,517	15,434	570,590	19,544	614,794	4	4,569,157	380,605	0.55	226.69	6.13	36.97	0.07	
	8	2,792	15,691	582,694	20,370	629,161	7	4,613,037	383,523	0.61	208.70	5.62	37.14	0.11	
	9	2,740	14,928	546,970	18,799	590,265	5	4,652,738	374,490	0.59	199.62	5.45	36.64	0.08	
	10	2,865	15,636	582,517	20,023	628,052	3	4,661,078	390,084	0.61	203.32	5.46	37.25	0.05	
	11	2,618	14,022	527,417	19,090	570,169	0	4,678,137	378,581	0.56	201.46	5.36	37.61	0.00	
	12	2,501	12,394	463,613	16,028	499,807	4	4,706,581	393,542	0.53	185.37	4.96	37.41	0.08	
2007	1	2,080	12,231	463,531	15,857	496,982	5	4,482,876	374,951	0.46	222.85	5.88	37.90	0.10	
	2	1,801	10,720	407,919	13,973	436,718	5	4,434,307	338,539	0.41	226.50	5.95	38.05	0.11	
	3	1,791	9,242	351,193	12,286	379,707	1	4,442,420	375,249	0.40	196.09	5.16	38.00	0.03	
	4	1,832	10,617	414,125	14,389	444,862	1	4,692,922	383,790	0.39	226.05	5.80	39.01	0.02	
	5	1,913	11,018	413,937	14,137	445,169	2	4,761,501	398,328	0.40	216.38	5.76	37.57	0.04	
	6	1,849	10,305	392,173	13,538	421,652	5	4,788,131	386,247	0.39	212.10	5.57	38.06	0.12	
	7	1,815	10,785	414,413	14,302	446,611	3	4,756,481	397,797	0.38	228.33	5.94	38.42	0.07	
	8	1,951	11,080	426,532	14,687	457,145	7	6,295,275	407,323	0.31	218.62	5.68	38.50	0.15	
	9	2,586	13,507	499,983	17,288	538,200	5	6,341,813	510,988	0.41	193.34	5.22	37.02	0.09	
	10	3,098	16,655	614,245	20,963	660,770	4	6,345,449	531,484	0.49	198.27	5.38	36.88	0.06	
	11	2,773	14,684	542,624	18,603	583,737	4	6,370,527	515,546	0.44	195.68	5.30	36.95	0.07	
	12	2,687	13,656	500,509	17,085	537,447	2	6,405,195	535,622	0.42	186.27	5.08	36.65	0.04	
2008	1	2,884	15,057	553,824	18,976	597,210	1	6,132,344	513,080	0.47	192.03	5.22	36.78	0.02	
	2	2,492	13,255	500,724	17,455	537,069	2	6,119,282	480,162	0.41	200.93	5.32	37.78	0.04	
	3	2,477	12,392	469,380	16,038	504,652	6	9,639,015	522,136	0.26	189.50	5.00	37.88	0.12	
	4	5,219	24,828	1,084,160	37,419	1,152,983	12	9,510,612	778,485	0.55	207.73	4.76	43.67	0.10	
	5	4,676	21,830	921,582	31,371	984,121	7	9,679,541	807,350	0.48	197.09	4.67	42.22	0.07	
	6	4,238	19,873	830,366	28,669	884,558	9	9,723,868	782,766	0.44	195.93	4.69	41.78	0.10	
	7	3,859	17,764	737,727	25,335	788,006	5	9,723,114	811,085	0.40	191.17	4.60	41.53	0.06	
	8	3,423	15,868	658,686	23,036	704,092	5	9,754,490	815,400	0.35	192.43	4.64	41.51	0.07	
	9	3,422	16,087	641,797	21,932	683,880	8	9,838,574	791,043	0.35	187.55	4.70	39.90	0.12	
	10	3,551	16,773	685,643	24,234	731,303	5	9,849,853	824,063	0.36	193.08	4.72	40.88	0.07	

**Table 4C: Summary of Ibandronate Use and Subsequent Events in the MSDD between January 1, 2006 and December 31, 2013, by Drug Use and Year-Month**

Year	Month	Users	Dispensings	Days Supplied	Amount Supplied	Days at Risk	Episodes w/ Events	Eligible Members	Member-Years	Users / 1K Eligible Members	Days Supplied/ User	Dispensings / User	Days Supplied/ Dispensing	Episodes w/ Events / 10K Days at Risk
2009	11	2,991	13,387	540,361	18,506	576,152	2	9,873,126	798,780	0.30	180.66	4.48	40.36	0.03
	12	3,165	13,748	564,610	19,800	601,246	5	9,929,321	829,082	0.32	178.39	4.34	41.07	0.08
	1	3,436	19,575	783,241	26,835	834,459	6	9,156,371	766,076	0.38	227.95	5.70	40.01	0.07
	2	2,968	15,702	625,749	21,612	666,912	5	9,022,090	689,466	0.33	210.83	5.29	39.85	0.07
	3	2,981	14,707	603,418	20,839	643,198	9	8,987,783	760,276	0.33	202.42	4.93	41.03	0.14
	4	3,205	15,205	635,268	21,651	674,153	11	9,615,389	787,401	0.33	198.21	4.74	41.78	0.16
	5	2,894	13,212	550,299	18,760	586,278	3	9,762,082	815,229	0.30	190.15	4.57	41.65	0.05
	6	2,837	13,160	554,922	18,726	588,691	4	9,807,153	791,387	0.29	195.60	4.64	42.17	0.07
	7	2,203	9,352	405,111	13,705	429,176	2	9,762,922	817,346	0.23	183.89	4.25	43.32	0.05
	8	2,150	9,740	421,223	14,259	446,735	6	9,773,753	818,603	0.22	195.92	4.53	43.25	0.13
	9	2,058	9,340	397,605	13,506	421,129	6	9,829,852	792,526	0.21	193.20	4.54	42.57	0.14
	10	2,107	9,183	396,407	13,472	420,166	5	9,808,713	821,965	0.21	188.14	4.36	43.17	0.12
2010	11	1,936	7,821	325,955	11,081	345,159	4	9,821,688	796,315	0.20	168.37	4.04	41.68	0.12
	12	1,986	7,890	329,921	11,196	350,292	6	9,862,523	825,106	0.20	166.12	3.97	41.82	0.17
	1	1,631	7,682	322,067	10,883	342,176	3	8,927,532	748,897	0.18	197.47	4.71	41.92	0.09
	2	1,487	5,796	250,559	8,513	264,810	3	8,809,487	673,320	0.17	168.50	3.90	43.23	0.11
	3	1,633	6,537	277,406	9,414	294,143	5	8,775,548	742,554	0.19	169.88	4.00	42.44	0.17
	4	1,732	7,849	332,570	11,247	352,963	3	9,492,000	777,474	0.18	192.02	4.53	42.37	0.08
	5	1,549	6,613	280,872	9,474	298,500	4	9,592,128	802,134	0.16	181.32	4.27	42.47	0.13
	6	1,709	7,355	307,890	10,427	325,961	3	9,625,746	777,169	0.18	180.16	4.30	41.86	0.09
	7	1,516	6,479	267,432	9,039	283,176	5	9,559,179	801,039	0.16	176.41	4.27	41.28	0.18
	8	1,372	5,941	260,306	8,783	274,512	2	9,550,654	800,212	0.14	189.73	4.33	43.82	0.07
	9	1,292	5,441	222,700	7,628	235,988	4	9,589,742	774,002	0.13	172.37	4.21	40.93	0.17
	10	1,275	5,481	229,412	7,740	242,648	5	9,555,548	801,235	0.13	179.93	4.30	41.86	0.21
2011	11	1,146	5,087	207,624	7,057	220,309	1	9,568,259	775,601	0.12	181.17	4.44	40.81	0.05
	12	1,123	4,373	176,039	5,982	187,553	0	9,605,541	804,203	0.12	156.76	3.89	40.26	0.00
	1	1,179	5,099	218,522	7,383	230,574	2	8,683,644	728,096	0.14	185.35	4.32	42.86	0.09
	2	954	4,116	176,994	5,968	186,767	2	8,578,145	655,982	0.11	185.53	4.31	43.00	0.11
	3	1,029	4,358	184,150	6,202	194,985	2	8,579,823	726,038	0.12	178.96	4.24	42.26	0.10
	4	1,134	4,564	193,453	6,520	204,002	3	9,266,776	759,121	0.12	170.59	4.02	42.39	0.15
	5	1,068	4,111	172,220	5,804	183,257	0	9,366,508	784,926	0.11	161.25	3.85	41.89	0.00
	6	998	3,846	160,443	5,436	169,193	3	9,373,674	759,550	0.11	160.76	3.85	41.72	0.18
	7	876	3,367	141,767	4,829	150,530	1	9,297,487	778,967	0.09	161.83	3.84	42.10	0.07
	8	828	3,333	140,913	4,785	148,928	0	9,309,369	779,580	0.09	170.18	4.03	42.28	0.00
	9	809	2,974	128,447	4,387	136,062	4	9,371,291	755,251	0.09	158.77	3.68	43.19	0.29

**Table 4C: Summary of Ibandronate Use and Subsequent Events in the MSDD between January 1, 2006 and December 31, 2013, by Drug Use and Year-Month**

Year	Month	Users	Dispensings	Days Supplied	Amount Supplied	Days at Risk	Episodes w/ Events	Eligible Members	Member-Years	Users / 1K Eligible Members	Days Supplied/ User	Dispensings / User	Days Supplied/ Dispensing	Episodes w/ Events / 10K Days at Risk	
2012	10	809	3,297	132,394	4,646	139,599	2	9,366,873	784,795	0.09	163.65	4.08	40.16	0.14	
	11	728	2,855	118,229	4,035	124,259	1	9,396,115	761,100	0.08	162.40	3.92	41.41	0.08	
	12	696	2,701	107,475	3,669	113,493	2	9,446,672	789,794	0.07	154.42	3.88	39.79	0.18	
	1	694	2,565	110,805	3,777	116,418	0	8,602,225	720,964	0.08	159.66	3.70	43.20	0.00	
	2	615	2,464	107,776	3,680	113,113	2	8,595,037	674,292	0.07	175.25	4.01	43.74	0.18	
	3	665	2,746	111,738	3,825	117,107	2	9,307,402	721,697	0.07	168.03	4.13	40.69	0.17	
	4	984	4,273	191,876	6,532	201,720	2	9,197,137	753,520	0.11	195.00	4.34	44.90	0.10	
	5	1,175	5,282	214,760	7,337	227,269	3	9,298,904	778,978	0.13	182.77	4.50	40.66	0.13	
	6	1,046	4,545	189,731	6,468	201,477	2	9,301,751	753,922	0.11	181.39	4.35	41.74	0.10	
	7	999	4,364	184,229	6,273	194,106	5	9,232,647	773,548	0.11	184.41	4.37	42.22	0.26	
	8	978	4,398	185,867	6,330	194,931	2	9,247,264	774,651	0.11	190.05	4.50	42.26	0.10	
	9	957	4,073	167,939	5,757	177,285	2	9,321,546	750,259	0.10	175.48	4.26	41.23	0.11	
2013	10	1,058	4,521	184,403	6,279	194,597	1	9,317,717	781,016	0.11	174.29	4.27	40.79	0.05	
	11	901	3,589	147,197	5,037	155,088	0	9,342,146	756,826	0.10	163.37	3.98	41.01	0.00	
	12	701	2,649	113,519	3,871	119,717	2	9,378,883	785,340	0.07	161.94	3.78	42.85	0.17	
	1	760	3,340	137,587	4,689	144,901	1	8,690,090	728,715	0.09	181.04	4.39	41.19	0.07	
	2	680	2,583	111,106	3,787	116,808	1	8,581,354	656,259	0.08	163.39	3.80	43.01	0.09	
	3	706	2,794	116,392	3,965	122,529	3	8,578,945	726,053	0.08	164.86	3.96	41.66	0.24	
	4	926	3,427	147,215	5,013	155,567	1	9,312,529	763,053	0.10	158.98	3.70	42.96	0.06	
	5	842	2,679	118,593	4,035	125,105	1	9,408,369	788,735	0.09	140.85	3.18	44.27	0.08	
	6	753	2,537	107,772	3,665	113,748	0	9,417,493	763,073	0.08	143.12	3.37	42.48	0.00	
	7	763	2,341	100,498	3,413	106,047	0	9,384,041	786,572	0.08	131.71	3.07	42.93	0.00	
	8	820	2,420	98,918	3,380	104,392	2	9,391,740	787,277	0.09	120.63	2.95	40.88	0.19	
	9	718	1,985	81,408	2,773	85,860	1	9,549,036	762,477	0.08	113.38	2.76	41.01	0.12	
<b>Ibandronate and Fracture of Interest; Exposure Extension Period=0; Minimum Episode Duration=730</b>	10	865	2,144	89,343	3,041	93,848	5	9,542,824	800,207	0.09	103.29	2.48	41.67	0.53	
	11	749	1,704	67,792	2,313	71,110	1	9,558,581	774,948	0.08	90.51	2.28	39.78	0.14	
	12	748	1,480	53,495	1,822	55,907	1	9,567,160	800,577	0.08	71.52	1.98	36.15	0.18	
	2006	1	6	169	6,489	224	7,036	0	152,357	11,886	0.04	1081.50	28.17	38.40	0.00
		2	2	34	1,479	52	1,571	0	141,658	10,750	0.01	739.50	17.00	43.50	0.00
		3	7	239	7,583	261	8,088	0	142,844	11,951	0.05	1083.29	34.14	31.73	0.00
		4	192	5,542	206,153	7,095	220,339	1	3,007,515	244,016	0.06	1073.71	28.86	37.20	0.05
		5	213	5,618	227,413	7,760	241,607	4	3,065,153	253,945	0.07	1067.67	26.38	40.48	0.17
		6	217	6,381	238,197	8,585	251,328	3	3,084,952	246,987	0.07	1097.68	29.41	37.33	0.12
		7	220	6,348	245,932	8,390	261,749	1	3,106,920	256,288	0.07	1117.87	28.85	38.74	0.04

**Table 4C: Summary of Ibandronate Use and Subsequent Events in the MSDD between January 1, 2006 and December 31, 2013, by Drug Use and Year-Month**

Year	Month	Users	Dispensings	Days Supplied	Amount Supplied	Days at Risk	Episodes w/ Events	Eligible Members	Member-Years	Users / 1K Eligible Members	Days Supplied/ User	Dispensings / User	Days Supplied/ Dispensing	Episodes w/ Events / 10K Days at Risk
	8	220	5,837	227,665	7,811	242,009	3	3,124,863	258,449	0.07	1034.84	26.53	39.00	0.12
	9	215	5,875	228,657	7,801	243,065	1	3,154,526	252,692	0.07	1063.52	27.33	38.92	0.04
	10	249	6,625	261,289	8,939	278,459	1	3,161,932	263,177	0.08	1049.35	26.61	39.44	0.04
	11	234	5,989	241,369	9,113	258,046	0	3,169,180	255,329	0.07	1031.49	25.59	40.30	0.00
	12	206	5,435	212,560	7,363	226,419	1	3,182,857	264,886	0.06	1031.84	26.38	39.11	0.04
2007	1	209	5,936	231,877	7,901	246,216	1	3,189,697	248,977	0.07	1109.46	28.40	39.06	0.04
	2	194	5,461	215,994	7,400	228,528	3	2,959,422	223,592	0.07	1113.37	28.15	39.55	0.13
	3	158	4,372	165,628	5,660	177,145	0	2,951,331	246,814	0.05	1048.28	27.67	37.88	0.00
	4	198	5,271	209,365	7,122	223,184	1	3,097,293	250,400	0.06	1057.40	26.62	39.72	0.04
	5	181	4,979	183,792	6,288	196,303	0	3,122,092	259,398	0.06	1015.43	27.51	36.91	0.00
	6	188	4,590	188,897	6,420	200,715	0	3,133,196	251,412	0.06	1004.77	24.41	41.15	0.00
	7	217	5,581	228,654	7,736	243,032	0	3,139,856	259,724	0.07	1053.71	25.72	40.97	0.00
	8	203	5,158	213,694	7,283	227,177	1	4,082,085	265,455	0.05	1052.68	25.41	41.43	0.04
	9	211	5,558	221,387	7,663	233,339	3	4,114,253	330,269	0.05	1049.23	26.34	39.83	0.13
	10	266	6,924	271,909	9,242	289,456	1	4,118,757	342,484	0.06	1022.21	26.03	39.27	0.03
	11	219	5,832	228,134	7,719	240,877	2	4,120,186	331,747	0.05	1041.71	26.63	39.12	0.08
	12	206	5,538	209,703	7,163	223,688	1	4,133,602	344,389	0.05	1017.98	26.88	37.87	0.04
2008	1	223	5,804	230,254	7,874	244,269	2	4,144,004	324,679	0.05	1032.53	26.03	39.67	0.08
	2	208	5,292	217,348	7,563	230,388	0	3,879,228	302,042	0.05	1044.94	25.44	41.07	0.00
	3	195	5,402	208,899	7,133	222,189	2	5,763,343	327,075	0.03	1071.28	27.70	38.67	0.09
	4	401	8,735	402,823	13,718	424,502	2	5,739,252	463,357	0.07	1004.55	21.78	46.12	0.05
	5	321	7,056	324,466	11,008	342,454	1	5,799,877	479,096	0.06	1010.80	21.98	45.98	0.03
	6	277	6,252	278,816	9,588	292,216	6	5,817,145	465,180	0.05	1006.56	22.57	44.60	0.21
	7	248	5,721	247,182	8,392	261,694	0	5,842,757	481,100	0.04	996.70	23.07	43.21	0.00
	8	269	6,380	269,393	9,199	285,953	2	5,821,452	482,664	0.05	1001.46	23.72	42.22	0.07
	9	263	6,247	257,240	8,813	271,719	4	5,861,250	468,060	0.04	978.10	23.75	41.18	0.15
	10	280	6,507	283,300	9,944	297,958	1	5,864,590	486,021	0.05	1011.79	23.24	43.54	0.03
	11	233	5,504	229,210	7,820	240,922	1	5,857,515	471,283	0.04	983.73	23.62	41.64	0.04
	12	240	5,454	232,149	7,854	244,769	3	5,880,790	489,086	0.04	967.29	22.73	42.56	0.12
2009	1	344	8,527	353,395	11,977	370,420	5	5,889,589	448,711	0.06	1027.31	24.79	41.44	0.13
	2	249	6,278	254,401	8,668	268,677	1	5,335,718	403,619	0.05	1021.69	25.21	40.52	0.04
	3	250	5,819	243,636	8,249	257,506	2	5,329,436	446,829	0.05	974.54	23.28	41.87	0.08
	4	239	5,895	237,293	8,079	249,512	5	5,685,968	460,862	0.04	992.86	24.67	40.25	0.20
	5	210	4,743	204,780	6,913	215,780	1	5,751,180	477,522	0.04	975.14	22.59	43.18	0.05
	6	249	5,860	244,813	8,271	258,925	0	5,786,109	463,771	0.04	983.18	23.53	41.78	0.00



**Table 4C: Summary of Ibandronate Use and Subsequent Events in the MSDD between January 1, 2006 and December 31, 2013, by Drug Use and Year-Month**

Year	Month	Users	Dispensings	Days Supplied	Amount Supplied	Days at Risk	Episodes w/ Events	Eligible Members	Member-Years	Users / 1K Eligible Members	Days Supplied/ User	Dispensings / User	Days Supplied/ Dispensing	Episodes w/ Events / 10K Days at Risk
	7	167	3,671	161,456	5,391	170,082	1	5,792,801	477,868	0.03	966.80	21.98	43.98	0.06
	8	214	5,086	210,916	7,197	221,330	2	5,749,678	478,275	0.04	985.59	23.77	41.47	0.09
	9	185	4,269	178,205	6,041	189,168	0	5,788,437	463,199	0.03	963.27	23.08	41.74	0.00
	10	185	3,938	174,316	5,938	184,598	0	5,788,644	481,176	0.03	942.25	21.29	44.27	0.00
	11	127	3,032	118,612	4,046	125,364	0	5,785,440	466,481	0.02	933.95	23.87	39.12	0.00
	12	161	3,470	145,832	4,962	155,750	3	5,811,136	483,396	0.03	905.79	21.55	42.03	0.19
2010	1	135	3,243	128,803	4,371	135,645	0	5,811,769	445,636	0.02	954.10	24.02	39.72	0.00
	2	112	2,513	110,958	3,772	116,875	1	5,290,442	400,693	0.02	990.70	22.44	44.15	0.09
	3	128	2,927	122,372	4,168	130,769	0	5,283,674	442,592	0.02	956.03	22.87	41.81	0.00
	4	114	2,842	118,174	4,019	124,416	0	5,722,472	464,114	0.02	1036.61	24.93	41.58	0.00
	5	118	2,699	116,205	3,912	122,628	2	5,786,382	480,677	0.02	984.79	22.87	43.05	0.16
	6	101	2,356	99,849	3,400	105,243	0	5,816,415	466,338	0.02	988.60	23.33	42.38	0.00
	7	112	2,663	113,293	3,865	119,004	1	5,817,429	480,315	0.02	1011.54	23.78	42.54	0.08
	8	104	2,538	103,101	3,492	108,461	0	5,769,332	480,513	0.02	991.36	24.40	40.62	0.00
	9	84	1,823	78,635	2,673	83,188	1	5,800,481	465,216	0.01	936.13	21.70	43.13	0.12
	10	104	2,527	100,976	3,441	105,719	3	5,796,035	482,549	0.02	970.92	24.30	39.96	0.28
	11	89	2,136	86,249	2,923	91,389	1	5,796,498	467,151	0.02	969.09	24.00	40.38	0.11
	12	85	2,183	81,573	2,784	86,491	0	5,809,793	484,195	0.01	959.68	25.68	37.37	0.00
2011	1	107	2,386	102,244	3,468	107,096	1	5,812,952	458,228	0.02	955.55	22.30	42.85	0.09
	2	91	2,184	88,084	3,003	92,368	0	5,431,856	410,934	0.02	967.96	24.00	40.33	0.00
	3	82	1,868	78,633	2,678	82,753	2	5,419,154	454,454	0.02	958.94	22.78	42.09	0.24
	4	75	1,671	67,629	2,304	70,752	1	5,816,142	471,818	0.01	901.72	22.28	40.47	0.14
	5	70	1,621	63,158	2,141	67,499	1	5,857,879	488,127	0.01	902.26	23.16	38.96	0.15
	6	74	1,719	66,603	2,265	70,227	0	5,867,452	472,569	0.01	900.04	23.23	38.75	0.00
	7	57	1,279	49,957	1,708	53,630	0	5,870,126	486,989	0.01	876.44	22.44	39.06	0.00
	8	81	1,658	70,186	2,382	74,047	0	5,855,538	487,591	0.01	866.49	20.47	42.33	0.00
	9	61	1,120	51,619	1,760	54,411	0	5,901,239	472,399	0.01	846.21	18.36	46.09	0.00
	10	72	1,538	58,776	1,994	62,176	1	5,902,557	491,168	0.01	816.33	21.36	38.22	0.16
	11	61	1,245	49,041	1,676	51,478	1	5,904,994	475,918	0.01	803.95	20.41	39.39	0.19
	12	71	1,478	57,071	1,948	60,262	0	5,929,006	491,799	0.01	803.82	20.82	38.61	0.00
2012	1	65	1,174	50,576	1,721	53,327	0	5,909,935	427,513	0.01	778.09	18.06	43.08	0.00
	2	44	765	34,256	1,164	35,664	1	5,059,910	295,397	0.01	778.55	17.39	44.78	0.28
	3	55	1,043	41,228	1,408	43,758	0	3,916,846	307,025	0.01	749.60	18.96	39.53	0.00
	4	72	1,234	52,803	1,793	55,934	0	3,875,699	312,710	0.02	733.38	17.14	42.79	0.00
	5	37	653	26,917	913	28,391	0	3,859,433	127,511	0.01	727.49	17.65	41.22	0.00

**Table 4C: Summary of Ibandronate Use and Subsequent Events in the MSDD between January 1, 2006 and December 31, 2013, by Drug Use and Year-Month**

Year	Month	Users	Dispensings	Days Supplied	Amount Supplied	Days at Risk	Episodes w/ Events	Eligible Members	Member-Years	Users / 1K Eligible Members	Days Supplied/ User	Dispensings / User	Days Supplied/ Dispensing	Episodes w/ Events / 10K Days at Risk
2013	6	22	400	15,633	532	16,441	0	1,464,589	117,150	0.02	710.59	18.18	39.08	0.00
	7	0	0	0	0	0	0	1,442,932	3,951	0.00	---	---	---	---
	8	0	0	0	0	0	0	0	0	---	---	---	---	---
	9	0	0	0	0	0	0	0	0	---	---	---	---	---
	10	0	0	0	0	0	0	0	0	---	---	---	---	---
	11	0	0	0	0	0	0	0	0	---	---	---	---	---
	12	0	0	0	0	0	0	0	0	---	---	---	---	---
	1	0	0	0	0	0	0	0	0	---	---	---	---	---
	2	0	0	0	0	0	0	0	0	---	---	---	---	---
	3	0	0	0	0	0	0	0	0	---	---	---	---	---
	4	0	0	0	0	0	0	0	0	---	---	---	---	---
	5	0	0	0	0	0	0	0	0	---	---	---	---	---
6	0	0	0	0	0	0	0	0	---	---	---	---	---	
7	0	0	0	0	0	0	0	0	---	---	---	---	---	
8	0	0	0	0	0	0	0	0	---	---	---	---	---	
9	0	0	0	0	0	0	0	0	---	---	---	---	---	
10	0	0	0	0	0	0	0	0	---	---	---	---	---	
11	0	0	0	0	0	0	0	0	---	---	---	---	---	
12	0	0	0	0	0	0	0	0	---	---	---	---	---	
<b>Ibandronate and Fracture of Interest; Exposure Extension Period=0; Minimum Episode Duration=1461</b>														
2006	1	1	41	1,862	63	1,966	0	109,155	8,829	0.01	1862.00	41.00	45.41	0.00
	2	0	0	0	0	0	0	105,112	7,996	0.00	---	---	---	---
	3	2	119	3,488	119	3,682	0	105,963	8,907	0.02	1744.00	59.50	29.31	0.00
	4	34	1,772	61,770	2,133	65,087	0	2,009,683	162,914	0.02	1816.76	52.12	34.86	0.00
	5	32	1,311	56,800	1,945	59,275	2	2,042,446	169,878	0.02	1775.00	40.97	43.33	0.34
	6	48	2,177	84,957	2,898	87,172	1	2,059,356	165,117	0.02	1769.94	45.35	39.02	0.11
	7	49	2,279	89,031	3,040	93,068	1	2,072,991	170,981	0.02	1816.96	46.51	39.07	0.11
	8	36	1,440	61,967	2,120	64,495	2	2,082,396	172,285	0.02	1721.31	40.00	43.03	0.31
	9	41	1,872	70,969	2,423	74,336	0	2,100,357	168,356	0.02	1730.95	45.66	37.91	0.00
	10	45	1,827	76,925	2,620	80,700	0	2,101,867	174,954	0.02	1709.44	40.60	42.10	0.00
	11	34	1,361	59,093	1,980	62,222	0	2,100,628	169,633	0.02	1738.03	40.03	43.42	0.00
	12	30	1,341	49,713	1,702	52,544	0	2,109,394	175,970	0.01	1657.10	44.70	37.07	0.00
2007	1	41	1,948	77,374	2,628	81,463	0	2,114,233	168,454	0.02	1887.17	47.51	39.72	0.00
	2	44	1,860	76,343	2,615	80,262	0	2,004,484	152,044	0.02	1735.07	42.27	41.04	0.00
	3	22	971	36,542	1,247	38,407	0	2,006,389	168,369	0.01	1661.00	44.14	37.63	0.00

**Table 4C: Summary of Ibandronate Use and Subsequent Events in the MSDD between January 1, 2006 and December 31, 2013, by Drug Use and Year-Month**

Year	Month	Users	Dispensings	Days Supplied	Amount Supplied	Days at Risk	Episodes w/ Events	Eligible Members	Member-Years	Users / 1K Eligible Members	Days Supplied/ User	Dispensings / User	Days Supplied/ Dispensing	Episodes w/ Events / 10K Days at Risk
	4	39	1,560	65,854	2,208	69,420	0	2,093,292	169,957	0.02	1688.56	40.00	42.21	0.00
	5	24	1,160	40,574	1,383	42,550	0	2,110,986	176,117	0.01	1690.58	48.33	34.98	0.00
	6	30	984	48,275	1,615	50,966	0	2,123,221	170,916	0.01	1609.17	32.80	49.06	0.00
	7	40	1,611	67,381	2,301	70,714	0	2,129,919	175,958	0.02	1684.53	40.28	41.83	0.00
	8	34	1,412	58,941	1,987	62,441	0	2,751,178	179,946	0.01	1733.56	41.53	41.74	0.00
	9	35	1,411	57,925	1,971	59,942	1	2,772,842	223,021	0.01	1655.00	40.31	41.05	0.17
	10	40	1,663	68,502	2,304	72,244	0	2,774,743	231,588	0.01	1712.55	41.58	41.19	0.00
	11	37	1,544	61,627	2,105	62,450	2	2,781,489	224,468	0.01	1665.59	41.73	39.91	0.32
	12	30	1,268	50,902	1,736	53,313	0	2,789,764	232,854	0.01	1696.73	42.27	40.14	0.00
2008	1	35	1,364	59,106	2,026	62,044	0	2,793,685	217,858	0.01	1688.74	38.97	43.33	0.00
	2	25	1,018	44,832	1,520	46,421	0	2,603,614	203,386	0.01	1793.28	40.72	44.04	0.00
	3	32	1,447	55,268	1,874	57,953	1	3,644,939	220,096	0.01	1727.13	45.22	38.19	0.17
	4	47	1,940	80,239	2,733	84,306	0	3,632,477	295,018	0.01	1707.21	41.28	41.36	0.00
	5	35	1,311	59,030	2,005	60,792	1	3,682,032	306,272	0.01	1686.57	37.46	45.03	0.16
	6	31	1,341	53,344	1,789	56,372	0	3,706,655	297,492	0.01	1720.77	43.26	39.78	0.00
	7	24	829	42,896	1,454	44,335	0	3,728,120	306,852	0.01	1787.33	34.54	51.74	0.00
	8	28	991	47,297	1,603	49,829	0	3,702,969	308,742	0.01	1689.18	35.39	47.73	0.00
	9	21	995	35,806	1,233	36,760	1	3,725,493	299,255	0.01	1705.05	47.38	35.99	0.27
	10	35	1,470	57,213	2,277	58,882	1	3,726,821	310,668	0.01	1634.66	42.00	38.92	0.17
	11	22	773	36,583	1,244	38,024	0	3,732,516	301,141	0.01	1662.86	35.14	47.33	0.00
	12	25	899	39,873	1,345	40,982	1	3,744,803	312,401	0.01	1594.92	35.96	44.35	0.24
2009	1	47	1,845	77,235	2,641	81,603	0	3,751,487	298,194	0.01	1643.30	39.26	41.86	0.00
	2	34	1,312	56,559	1,923	59,023	1	3,544,967	268,262	0.01	1663.50	38.59	43.11	0.17
	3	23	882	37,938	1,285	38,595	1	3,535,748	296,731	0.01	1649.48	38.35	43.01	0.26
	4	24	1,117	39,841	1,358	41,958	1	3,742,998	303,922	0.01	1660.04	46.54	35.67	0.24
	5	19	775	29,960	1,017	31,256	0	3,784,383	315,021	0.01	1576.84	40.79	38.66	0.00
	6	28	985	44,940	1,521	46,906	0	3,808,909	305,984	0.01	1605.00	35.18	45.62	0.00
	7	18	613	29,425	999	30,650	0	3,813,741	316,798	0.00	1634.72	34.06	48.00	0.00
	8	27	1,050	43,198	1,470	45,180	0	3,803,095	317,387	0.01	1599.93	38.89	41.14	0.00
	9	25	964	38,558	1,311	40,684	0	3,832,381	307,487	0.01	1542.32	38.56	40.00	0.00
	10	15	572	23,282	790	24,267	0	3,833,864	319,644	0.00	1552.13	38.13	40.70	0.00
	11	14	595	21,525	740	22,680	0	3,834,506	309,758	0.00	1537.50	42.50	36.18	0.00
	12	11	410	15,828	541	16,663	2	3,849,433	320,163	0.00	1438.91	37.27	38.60	1.20
2010	1	15	677	22,252	765	23,440	0	3,835,906	279,731	0.00	1483.47	45.13	32.87	0.00
	2	17	615	25,027	861	26,155	0	3,306,761	190,804	0.01	1472.18	36.18	40.69	0.00

**Table 4C: Summary of Ibandronate Use and Subsequent Events in the MSDD between January 1, 2006 and December 31, 2013, by Drug Use and Year-Month**

Year	Month	Users	Dispensings	Days Supplied	Amount Supplied	Days at Risk	Episodes w/ Events	Eligible Members	Member-Years	Users / 1K Eligible Members	Days Supplied/ User	Dispensings / User	Days Supplied/ Dispensing	Episodes w/ Events / 10K Days at Risk
	3	14	469	20,212	692	21,382	0	2,483,815	207,732	0.01	1443.71	33.50	43.10	0.00
	4	13	523	18,695	635	19,514	0	2,620,806	211,674	0.00	1438.08	40.23	35.75	0.00
	5	7	184	10,062	343	10,462	0	2,597,279	80,461	0.00	1437.43	26.29	54.68	0.00
	6	4	139	5,653	190	5,883	0	914,332	73,364	0.00	1413.25	34.75	40.67	0.00
	7	0	0	0	0	0	0	902,764	2,472	0.00	---	---	---	---
	8	0	0	0	0	0	0	0	0	---	---	---	---	---
	9	0	0	0	0	0	0	0	0	---	---	---	---	---
	10	0	0	0	0	0	0	0	0	---	---	---	---	---
	11	0	0	0	0	0	0	0	0	---	---	---	---	---
	12	0	0	0	0	0	0	0	0	---	---	---	---	---
2011	1	0	0	0	0	0	0	0	0	---	---	---	---	---
	2	0	0	0	0	0	0	0	0	---	---	---	---	---
	3	0	0	0	0	0	0	0	0	---	---	---	---	---
	4	0	0	0	0	0	0	0	0	---	---	---	---	---
	5	0	0	0	0	0	0	0	0	---	---	---	---	---
	6	0	0	0	0	0	0	0	0	---	---	---	---	---
	7	0	0	0	0	0	0	0	0	---	---	---	---	---
	8	0	0	0	0	0	0	0	0	---	---	---	---	---
	9	0	0	0	0	0	0	0	0	---	---	---	---	---
	10	0	0	0	0	0	0	0	0	---	---	---	---	---
	11	0	0	0	0	0	0	0	0	---	---	---	---	---
	12	0	0	0	0	0	0	0	0	---	---	---	---	---
2012	1	0	0	0	0	0	0	0	0	---	---	---	---	---
	2	0	0	0	0	0	0	0	0	---	---	---	---	---
	3	0	0	0	0	0	0	0	0	---	---	---	---	---
	4	0	0	0	0	0	0	0	0	---	---	---	---	---
	5	0	0	0	0	0	0	0	0	---	---	---	---	---
	6	0	0	0	0	0	0	0	0	---	---	---	---	---
	7	0	0	0	0	0	0	0	0	---	---	---	---	---
	8	0	0	0	0	0	0	0	0	---	---	---	---	---
	9	0	0	0	0	0	0	0	0	---	---	---	---	---
	10	0	0	0	0	0	0	0	0	---	---	---	---	---
	11	0	0	0	0	0	0	0	0	---	---	---	---	---
	12	0	0	0	0	0	0	0	0	---	---	---	---	---
2013	1	0	0	0	0	0	0	0	0	---	---	---	---	---

**Table 4C: Summary of Ibandronate Use and Subsequent Events in the MSDD between January 1, 2006 and December 31, 2013, by Drug Use and Year-Month**

Year	Month	Users	Dispensings	Days Supplied	Amount Supplied	Days at Risk	Episodes w/ Events	Eligible Members	Member-Years	Users / 1K Eligible Members	Days Supplied/ User	Dispensings / User	Days Supplied/ Dispensing	Episodes w/ Events / 10K Days at Risk
	2	0	0	0	0	0	0	0	0	---	---	---	---	---
	3	0	0	0	0	0	0	0	0	---	---	---	---	---
	4	0	0	0	0	0	0	0	0	---	---	---	---	---
	5	0	0	0	0	0	0	0	0	---	---	---	---	---
	6	0	0	0	0	0	0	0	0	---	---	---	---	---
	7	0	0	0	0	0	0	0	0	---	---	---	---	---
	8	0	0	0	0	0	0	0	0	---	---	---	---	---
	9	0	0	0	0	0	0	0	0	---	---	---	---	---
	10	0	0	0	0	0	0	0	0	---	---	---	---	---
	11	0	0	0	0	0	0	0	0	---	---	---	---	---
	12	0	0	0	0	0	0	0	0	---	---	---	---	---
<b>Ibandronate and Hip Fracture; Exposure Extension Period=0; Minimum Episode Duration=1</b>														
2006	1	80	467	16,064	564	17,712	0	237,285	19,852	0.34	200.80	5.84	34.40	0.00
	2	64	307	10,349	369	11,445	0	236,302	18,027	0.27	161.70	4.80	33.71	0.00
	3	73	456	16,264	559	17,328	0	238,924	20,119	0.31	222.79	6.25	35.67	0.00
	4	2,417	14,955	528,285	18,354	570,906	12	4,466,805	365,173	0.54	218.57	6.19	35.32	0.21
	5	2,751	16,405	603,908	20,771	650,979	9	4,548,300	379,312	0.60	219.52	5.96	36.81	0.14
	6	2,791	16,552	598,002	21,136	645,526	7	4,560,119	367,326	0.61	214.26	5.93	36.13	0.11
	7	2,511	15,392	569,226	19,498	612,499	15	4,566,369	380,317	0.55	226.69	6.13	36.98	0.24
	8	2,787	15,643	582,348	20,353	626,615	13	4,610,260	383,239	0.60	208.95	5.61	37.23	0.21
	9	2,733	14,876	544,749	18,725	587,186	8	4,649,998	374,212	0.59	199.32	5.44	36.62	0.14
	10	2,860	15,624	582,062	20,007	626,611	10	4,658,321	389,798	0.61	203.52	5.46	37.25	0.16
	11	2,611	14,026	527,016	19,077	568,850	8	4,675,326	378,300	0.56	201.84	5.37	37.57	0.14
	12	2,493	12,354	462,664	15,992	498,270	7	4,703,789	393,252	0.53	185.59	4.96	37.45	0.14
2007	1	2,077	12,220	463,009	15,838	497,026	5	4,480,302	374,678	0.46	222.92	5.88	37.89	0.10
	2	1,801	10,737	408,036	13,975	435,944	7	4,431,584	338,291	0.41	226.56	5.96	38.00	0.16
	3	1,793	9,197	349,896	12,241	378,031	5	4,439,746	374,977	0.40	195.15	5.13	38.04	0.13
	4	1,828	10,563	412,795	14,343	443,243	6	4,690,034	383,504	0.39	225.82	5.78	39.08	0.14
	5	1,902	10,931	411,434	14,048	440,425	12	4,758,684	398,031	0.40	216.32	5.75	37.64	0.27
	6	1,850	10,339	393,165	13,572	421,512	8	4,785,224	385,964	0.39	212.52	5.59	38.03	0.19
	7	1,806	10,712	411,848	14,212	443,636	4	4,753,779	397,510	0.38	228.04	5.93	38.45	0.09
	8	1,944	11,046	425,978	14,667	456,024	8	6,290,445	407,027	0.31	219.12	5.68	38.56	0.18
	9	2,577	13,425	497,892	17,187	535,672	8	6,337,292	510,536	0.41	193.21	5.21	37.09	0.15
	10	3,085	16,583	611,811	20,883	657,924	8	6,340,964	531,010	0.49	198.32	5.38	36.89	0.12
	11	2,765	14,617	540,674	18,536	580,320	12	6,365,917	515,085	0.43	195.54	5.29	36.99	0.21

**Table 4C: Summary of Ibandronate Use and Subsequent Events in the MSDD between January 1, 2006 and December 31, 2013, by Drug Use and Year-Month**

Year	Month	Users	Dispensings	Days Supplied	Amount Supplied	Days at Risk	Episodes w/ Events	Eligible Members	Member-Years	Users / 1K Eligible Members	Days Supplied/ User	Dispensings / User	Days Supplied/ Dispensing	Episodes w/ Events / 10K Days at Risk
2008	12	2,687	13,665	500,757	17,092	536,281	10	6,400,649	535,148	0.42	186.36	5.09	36.65	0.19
	1	2,880	15,044	553,395	18,964	595,273	10	6,128,202	512,631	0.47	192.15	5.22	36.79	0.17
	2	2,488	13,188	498,949	17,366	532,813	13	6,114,940	479,739	0.41	200.54	5.30	37.83	0.24
	3	2,472	12,311	466,849	15,952	501,840	8	9,632,661	521,670	0.26	188.85	4.98	37.92	0.16
	4	5,207	24,690	1,078,061	37,213	1,143,238	30	9,504,716	777,889	0.55	207.04	4.74	43.66	0.26
	5	4,662	21,767	919,286	31,290	980,300	16	9,673,567	806,731	0.48	197.19	4.67	42.23	0.16
	6	4,221	19,776	826,555	28,540	882,151	15	9,717,918	782,171	0.43	195.82	4.69	41.80	0.17
	7	3,842	17,667	734,439	25,229	785,292	4	9,717,361	810,476	0.40	191.16	4.60	41.57	0.05
	8	3,407	15,789	654,933	22,910	699,839	5	9,748,646	814,788	0.35	192.23	4.63	41.48	0.07
	9	3,416	16,058	640,697	21,895	680,675	20	9,832,746	790,451	0.35	187.56	4.70	39.90	0.29
	10	3,547	16,752	685,303	24,221	729,970	8	9,844,090	823,447	0.36	193.21	4.72	40.91	0.11
	11	2,987	13,357	539,595	18,480	574,314	5	9,867,241	798,185	0.30	180.65	4.47	40.40	0.09
12	3,164	13,772	565,086	19,820	599,701	13	9,923,489	828,462	0.32	178.60	4.35	41.03	0.22	
2009	1	3,432	19,544	781,595	26,779	830,216	12	9,150,885	765,491	0.38	227.74	5.69	39.99	0.14
	2	2,958	15,665	623,774	21,545	662,879	19	9,016,354	688,930	0.33	210.88	5.30	39.82	0.29
	3	2,967	14,677	601,835	20,798	641,449	10	8,982,054	759,679	0.33	202.84	4.95	41.01	0.16
	4	3,203	15,161	633,585	21,593	673,971	18	9,609,267	786,785	0.33	197.81	4.73	41.79	0.27
	5	2,883	13,182	549,559	18,734	584,679	9	9,756,050	814,605	0.30	190.62	4.57	41.69	0.15
	6	2,829	13,097	552,497	18,642	584,194	11	9,801,290	790,794	0.29	195.30	4.63	42.19	0.19
	7	2,199	9,354	405,246	13,703	426,523	13	9,757,173	816,735	0.23	184.29	4.25	43.32	0.30
	8	2,145	9,716	419,771	14,209	444,125	15	9,767,978	817,995	0.22	195.70	4.53	43.20	0.34
	9	2,050	9,343	397,044	13,486	417,690	11	9,824,203	791,943	0.21	193.68	4.56	42.50	0.26
	10	2,101	9,161	395,591	13,444	419,124	7	9,803,018	821,362	0.21	188.29	4.36	43.18	0.17
	11	1,926	7,798	324,765	11,040	342,522	11	9,815,869	795,732	0.20	168.62	4.05	41.65	0.32
	12	1,983	7,836	327,356	11,109	346,638	12	9,856,830	824,499	0.20	165.08	3.95	41.78	0.35
2010	1	1,623	7,648	320,333	10,822	338,143	9	8,922,276	748,335	0.18	197.37	4.71	41.88	0.27
	2	1,483	5,788	250,113	8,498	263,088	8	8,804,021	672,813	0.17	168.65	3.90	43.21	0.30
	3	1,625	6,516	276,703	9,390	292,232	10	8,770,170	741,995	0.19	170.28	4.01	42.47	0.34
	4	1,729	7,845	332,403	11,242	352,519	12	9,486,066	776,867	0.18	192.25	4.54	42.37	0.34
	5	1,547	6,602	280,898	9,476	296,939	6	9,586,061	801,498	0.16	181.58	4.27	42.55	0.20
	6	1,706	7,363	308,103	10,436	326,158	5	9,619,728	776,568	0.18	180.60	4.32	41.84	0.15
	7	1,507	6,430	265,958	8,989	280,295	7	9,553,341	800,411	0.16	176.48	4.27	41.36	0.25
	8	1,372	5,919	259,733	8,764	273,357	4	9,544,738	799,593	0.14	189.31	4.31	43.88	0.15
	9	1,287	5,433	223,008	7,638	235,650	7	9,583,923	773,402	0.13	173.28	4.22	41.05	0.30
	10	1,271	5,465	229,122	7,720	241,934	7	9,549,687	800,616	0.13	180.27	4.30	41.93	0.29

**Table 4C: Summary of Ibandronate Use and Subsequent Events in the MSDD between January 1, 2006 and December 31, 2013, by Drug Use and Year-Month**

Year	Month	Users	Dispensings	Days Supplied	Amount Supplied	Days at Risk	Episodes w/ Events	Eligible Members	Member-Years	Users / 1K Eligible Members	Days Supplied/ User	Dispensings / User	Days Supplied/ Dispensing	Episodes w/ Events / 10K Days at Risk
2011	11	1,146	5,061	206,414	7,017	218,350	6	9,562,431	775,005	0.12	180.12	4.42	40.79	0.27
	12	1,120	4,357	175,591	5,964	186,843	2	9,599,798	803,578	0.12	156.78	3.89	40.30	0.11
	1	1,171	5,075	217,321	7,343	229,289	2	8,678,283	727,520	0.13	185.59	4.33	42.82	0.09
	2	954	4,099	176,586	5,955	185,846	5	8,572,530	655,458	0.11	185.10	4.30	43.08	0.27
	3	1,028	4,353	183,919	6,195	194,413	7	8,574,260	725,460	0.12	178.91	4.23	42.25	0.36
	4	1,128	4,533	192,537	6,489	202,212	8	9,260,703	758,504	0.12	170.69	4.02	42.47	0.40
	5	1,067	4,108	171,749	5,789	182,136	5	9,360,528	784,299	0.11	160.96	3.85	41.81	0.27
	6	998	3,849	160,529	5,439	169,269	4	9,367,712	758,943	0.11	160.85	3.86	41.71	0.24
	7	875	3,367	141,738	4,831	150,519	1	9,291,677	778,356	0.09	161.99	3.85	42.10	0.07
	8	827	3,320	140,251	4,760	148,088	1	9,303,662	778,970	0.09	169.59	4.01	42.24	0.07
	9	809	2,970	128,443	4,387	135,875	4	9,365,438	754,659	0.09	158.77	3.67	43.25	0.29
	10	809	3,276	131,892	4,629	139,546	3	9,360,879	784,169	0.09	163.03	4.05	40.26	0.21
2012	11	721	2,835	117,616	4,012	123,281	2	9,390,108	760,495	0.08	163.13	3.93	41.49	0.16
	12	692	2,689	107,222	3,659	113,306	3	9,440,883	789,173	0.07	154.95	3.89	39.87	0.26
	1	695	2,564	110,655	3,772	116,230	1	8,596,939	720,405	0.08	159.22	3.69	43.16	0.09
	2	616	2,462	107,713	3,678	113,283	2	8,589,696	673,771	0.07	174.86	4.00	43.75	0.18
	3	664	2,727	111,244	3,808	116,403	3	9,301,298	721,125	0.07	167.54	4.11	40.79	0.26
	4	984	4,271	191,828	6,530	201,578	4	9,190,969	752,896	0.11	194.95	4.34	44.91	0.20
	5	1,174	5,284	215,226	7,353	227,265	8	9,292,756	778,331	0.13	183.33	4.50	40.73	0.35
	6	1,041	4,539	189,505	6,461	200,927	7	9,295,555	753,300	0.11	182.04	4.36	41.75	0.35
	7	993	4,338	183,114	6,234	193,203	4	9,226,760	772,921	0.11	184.40	4.37	42.21	0.21
	8	970	4,373	184,342	6,279	192,932	5	9,241,606	774,045	0.10	190.04	4.51	42.15	0.26
	9	954	4,065	167,212	5,732	176,673	1	9,315,692	749,671	0.10	175.27	4.26	41.13	0.06
	10	1,055	4,503	183,897	6,261	193,052	6	9,312,081	780,406	0.11	174.31	4.27	40.84	0.31
2013	11	894	3,551	145,694	4,986	152,866	3	9,336,383	756,238	0.10	162.97	3.97	41.03	0.20
	12	700	2,635	113,276	3,864	119,345	2	9,373,222	784,733	0.07	161.82	3.76	42.99	0.17
	1	757	3,344	137,377	4,681	144,742	1	8,684,970	728,165	0.09	181.48	4.42	41.08	0.07
	2	676	2,588	110,645	3,772	116,553	1	8,576,098	655,764	0.08	163.68	3.83	42.75	0.09
	3	705	2,779	115,910	3,949	121,959	5	8,573,729	725,505	0.08	164.41	3.94	41.71	0.41
	4	924	3,412	146,790	4,998	154,849	5	9,306,917	762,471	0.10	158.86	3.69	43.02	0.32
	5	839	2,663	117,938	4,013	123,656	7	9,402,786	788,138	0.09	140.57	3.17	44.29	0.57
	6	750	2,517	106,994	3,639	112,921	0	9,411,853	762,501	0.08	142.66	3.36	42.51	0.00
	7	751	2,308	99,239	3,369	104,486	3	9,378,388	785,976	0.08	132.14	3.07	43.00	0.29
	8	814	2,400	98,242	3,356	103,786	1	9,386,047	786,677	0.09	120.69	2.95	40.93	0.10
	9	715	1,980	81,276	2,769	85,616	3	9,543,416	761,896	0.07	113.67	2.77	41.05	0.35

**Table 4C: Summary of Ibandronate Use and Subsequent Events in the MSDD between January 1, 2006 and December 31, 2013, by Drug Use and Year-Month**

Year	Month	Users	Dispensings	Days Supplied	Amount Supplied	Days at Risk	Episodes w/ Events	Eligible Members	Member-Years	Users / 1K Eligible Members	Days Supplied/ User	Dispensings / User	Days Supplied/ Dispensing	Episodes w/ Events / 10K Days at Risk
	10	860	2,136	88,879	3,024	93,465	4	9,537,239	799,604	0.09	103.35	2.48	41.61	0.43
	11	744	1,697	67,427	2,301	70,820	0	9,552,787	774,361	0.08	90.63	2.28	39.73	0.00
	12	745	1,471	53,246	1,814	55,606	3	9,561,448	799,956	0.08	71.47	1.97	36.20	0.54
<b>Ibandronate and Hip Fracture; Exposure Extension Period=0; Minimum Episode Duration=730</b>														
2006	1	6	169	6,489	224	7,036	0	152,329	11,883	0.04	1081.50	28.17	38.40	0.00
	2	2	34	1,479	52	1,571	0	141,615	10,746	0.01	739.50	17.00	43.50	0.00
	3	7	239	7,583	261	8,088	0	142,824	11,948	0.05	1083.29	34.14	31.73	0.00
	4	192	5,542	206,153	7,095	218,992	2	3,005,942	243,863	0.06	1073.71	28.86	37.20	0.09
	5	214	5,648	228,313	7,790	241,301	6	3,063,600	253,786	0.07	1066.88	26.39	40.42	0.25
	6	217	6,381	238,197	8,585	252,026	3	3,083,401	246,833	0.07	1097.68	29.41	37.33	0.12
	7	220	6,348	245,932	8,390	261,749	1	3,105,355	256,129	0.07	1117.87	28.85	38.74	0.04
	8	220	5,796	227,467	7,803	240,442	7	3,123,330	258,290	0.07	1033.94	26.35	39.25	0.29
	9	214	5,859	227,519	7,763	241,160	3	3,152,977	252,535	0.07	1063.17	27.38	38.83	0.12
	10	248	6,600	260,585	8,914	277,659	2	3,160,334	263,014	0.08	1050.75	26.61	39.48	0.07
	11	235	6,018	242,203	9,142	257,221	2	3,167,544	255,167	0.07	1030.65	25.61	40.25	0.08
	12	206	5,430	212,462	7,358	225,049	3	3,181,219	264,716	0.06	1031.37	26.36	39.13	0.13
2007	1	209	5,936	231,877	7,901	246,714	1	3,188,051	248,817	0.07	1109.46	28.40	39.06	0.04
	2	193	5,442	214,386	7,345	225,380	3	2,957,846	223,447	0.07	1110.81	28.20	39.39	0.13
	3	157	4,324	164,232	5,612	175,390	3	2,949,726	246,653	0.05	1046.06	27.54	37.98	0.17
	4	197	5,236	208,361	7,087	222,099	3	3,095,550	250,231	0.06	1057.67	26.58	39.79	0.14
	5	180	4,937	182,604	6,246	193,715	5	3,120,435	259,225	0.06	1014.47	27.43	36.99	0.26
	6	189	4,621	189,805	6,451	200,679	1	3,131,517	251,248	0.06	1004.26	24.45	41.07	0.05
	7	216	5,560	227,590	7,698	241,784	0	3,138,253	259,556	0.07	1053.66	25.74	40.93	0.00
	8	203	5,149	213,955	7,291	227,359	1	4,079,326	265,281	0.05	1053.97	25.36	41.55	0.04
	9	209	5,500	219,744	7,605	233,504	2	4,111,629	330,012	0.05	1051.41	26.32	39.95	0.09
	10	266	6,908	271,431	9,226	288,993	1	4,116,159	342,217	0.06	1020.42	25.97	39.29	0.03
	11	218	5,800	227,194	7,687	239,104	4	4,117,566	331,488	0.05	1042.17	26.61	39.17	0.17
	12	206	5,538	209,703	7,163	222,359	4	4,131,020	344,125	0.05	1017.98	26.88	37.87	0.18
2008	1	222	5,774	229,414	7,844	244,005	2	4,141,524	324,428	0.05	1033.40	26.01	39.73	0.08
	2	206	5,225	215,380	7,497	227,236	5	3,876,760	301,806	0.05	1045.53	25.36	41.22	0.22
	3	194	5,353	207,465	7,084	220,684	1	5,759,803	326,812	0.03	1069.41	27.59	38.76	0.05
	4	397	8,589	397,619	13,540	417,091	8	5,735,890	463,023	0.07	1001.56	21.63	46.29	0.19
	5	321	7,056	324,466	11,008	342,517	1	5,796,467	478,752	0.06	1010.80	21.98	45.98	0.03
	6	276	6,218	277,820	9,554	293,066	4	5,813,806	464,850	0.05	1006.59	22.53	44.68	0.14
	7	248	5,721	247,182	8,392	261,398	2	5,839,522	480,764	0.04	996.70	23.07	43.21	0.08



**Table 4C: Summary of Ibandronate Use and Subsequent Events in the MSDD between January 1, 2006 and December 31, 2013, by Drug Use and Year-Month**

Year	Month	Users	Dispensings	Days Supplied	Amount Supplied	Days at Risk	Episodes w/ Events	Eligible Members	Member-Years	Users / 1K Eligible Members	Days Supplied/ User	Dispensings / User	Days Supplied/ Dispensing	Episodes w/ Events / 10K Days at Risk
2009	8	268	6,367	268,223	9,160	283,386	2	5,818,166	482,327	0.05	1000.83	23.76	42.13	0.07
	9	264	6,259	258,095	8,843	272,565	5	5,857,988	467,733	0.05	977.63	23.71	41.24	0.18
	10	280	6,507	283,300	9,944	296,401	4	5,861,385	485,682	0.05	1011.79	23.24	43.54	0.13
	11	232	5,483	228,584	7,799	238,860	4	5,854,163	470,952	0.04	985.28	23.63	41.69	0.17
	12	240	5,454	232,149	7,854	244,175	6	5,877,497	488,742	0.04	967.29	22.73	42.56	0.25
	1	344	8,527	353,395	11,977	369,350	6	5,886,270	448,390	0.06	1027.31	24.79	41.44	0.16
	2	248	6,269	253,597	8,641	266,791	3	5,332,528	403,326	0.05	1022.57	25.28	40.45	0.11
	3	250	5,819	243,636	8,249	256,352	4	5,326,208	446,498	0.05	974.54	23.28	41.87	0.16
	4	238	5,859	236,221	8,043	250,153	2	5,682,495	460,523	0.04	992.53	24.62	40.32	0.08
	5	209	4,716	204,018	6,886	214,901	2	5,747,845	477,180	0.04	976.16	22.56	43.26	0.09
	6	248	5,843	244,001	8,242	256,129	3	5,782,874	463,449	0.04	983.88	23.56	41.76	0.12
	7	166	3,657	160,648	5,363	166,869	5	5,789,575	477,533	0.03	967.76	22.03	43.93	0.30
2010	8	214	5,113	211,072	7,202	220,277	4	5,746,438	477,941	0.04	986.32	23.89	41.28	0.18
	9	186	4,299	179,097	6,071	187,923	3	5,785,297	462,880	0.03	962.89	23.11	41.66	0.16
	10	184	3,916	173,228	5,900	183,416	0	5,785,499	480,847	0.03	941.46	21.28	44.24	0.00
	11	127	3,029	118,556	4,043	125,042	1	5,782,207	466,161	0.02	933.51	23.85	39.14	0.08
	12	160	3,452	144,284	4,910	153,095	2	5,807,941	483,062	0.03	901.78	21.58	41.80	0.13
	1	133	3,186	127,169	4,314	131,926	2	5,808,574	445,326	0.02	956.16	23.95	39.91	0.15
	2	112	2,513	110,958	3,772	116,000	2	5,287,359	400,410	0.02	990.70	22.44	44.15	0.17
	3	128	2,927	122,372	4,168	130,769	0	5,280,588	442,277	0.02	956.03	22.87	41.81	0.00
	4	114	2,842	118,174	4,019	124,410	1	5,719,066	463,776	0.02	1036.61	24.93	41.58	0.08
	5	119	2,709	117,105	3,942	121,629	5	5,782,976	480,323	0.02	984.08	22.76	43.23	0.41
	6	102	2,398	101,025	3,442	106,553	0	5,813,040	466,005	0.02	990.44	23.51	42.13	0.00
	7	111	2,633	112,393	3,835	115,929	3	5,814,115	479,969	0.02	1012.55	23.72	42.69	0.26
2011	8	104	2,538	103,101	3,492	106,770	2	5,766,013	480,170	0.02	991.36	24.40	40.62	0.19
	9	84	1,823	78,635	2,673	83,122	2	5,797,184	464,884	0.01	936.13	21.70	43.13	0.24
	10	104	2,527	100,976	3,441	105,761	3	5,792,738	482,206	0.02	970.92	24.30	39.96	0.28
	11	88	2,108	85,012	2,881	90,127	1	5,793,201	466,818	0.02	966.05	23.95	40.33	0.11
	12	85	2,183	81,573	2,784	86,491	0	5,806,515	483,847	0.01	959.68	25.68	37.37	0.00
	1	107	2,386	102,244	3,468	107,096	1	5,809,557	457,892	0.02	955.55	22.30	42.85	0.09
	2	90	2,161	87,394	2,980	91,514	2	5,428,519	410,626	0.02	971.04	24.01	40.44	0.22
	3	82	1,868	78,633	2,678	83,044	1	5,415,846	454,116	0.02	958.94	22.78	42.09	0.12
	4	75	1,671	67,629	2,304	70,296	4	5,812,499	471,456	0.01	901.72	22.28	40.47	0.57
	5	70	1,621	63,158	2,141	67,544	1	5,854,218	487,755	0.01	902.26	23.16	38.96	0.15
	6	74	1,719	66,603	2,265	70,227	0	5,863,841	472,210	0.01	900.04	23.23	38.75	0.00

**Table 4C: Summary of Ibandronate Use and Subsequent Events in the MSDD between January 1, 2006 and December 31, 2013, by Drug Use and Year-Month**

Year	Month	Users	Dispensings	Days Supplied	Amount Supplied	Days at Risk	Episodes w/ Events	Eligible Members	Member-Years	Users / 1K Eligible Members	Days Supplied/ User	Dispensings / User	Days Supplied/ Dispensing	Episodes w/ Events / 10K Days at Risk
2012	7	57	1,279	49,957	1,708	53,630	0	5,866,647	486,630	0.01	876.44	22.44	39.06	0.00
	8	80	1,629	69,376	2,353	73,059	1	5,852,122	487,235	0.01	867.20	20.36	42.59	0.14
	9	61	1,120	51,619	1,760	54,411	0	5,897,761	472,053	0.01	846.21	18.36	46.09	0.00
	10	71	1,511	57,977	1,967	61,961	0	5,899,018	490,806	0.01	816.58	21.28	38.37	0.00
	11	59	1,206	47,631	1,628	49,473	2	5,901,488	475,570	0.01	807.31	20.44	39.50	0.40
	12	71	1,478	57,071	1,948	60,262	0	5,925,641	491,443	0.01	803.82	20.82	38.61	0.00
	1	65	1,174	50,576	1,721	53,327	0	5,906,529	427,190	0.01	778.09	18.06	43.08	0.00
	2	44	765	34,256	1,164	35,993	0	5,056,455	295,225	0.01	778.55	17.39	44.78	0.00
	3	55	1,043	41,228	1,408	43,758	0	3,914,978	306,849	0.01	749.60	18.96	39.53	0.00
	4	72	1,234	52,803	1,793	55,859	1	3,873,866	312,530	0.02	733.38	17.14	42.79	0.18
	5	36	627	26,153	887	27,613	0	3,857,333	127,462	0.01	726.47	17.42	41.71	0.00
	6	22	400	15,633	532	16,315	1	1,464,179	117,108	0.02	710.59	18.18	39.08	0.61
2013	7	0	0	0	0	0	0	1,442,400	3,949	0.00	---	---	---	---
	8	0	0	0	0	0	0	0	0	---	---	---	---	---
	9	0	0	0	0	0	0	0	0	---	---	---	---	---
	10	0	0	0	0	0	0	0	0	---	---	---	---	---
	11	0	0	0	0	0	0	0	0	---	---	---	---	---
	12	0	0	0	0	0	0	0	0	---	---	---	---	---
	1	0	0	0	0	0	0	0	0	---	---	---	---	---
	2	0	0	0	0	0	0	0	0	---	---	---	---	---
	3	0	0	0	0	0	0	0	0	---	---	---	---	---
	4	0	0	0	0	0	0	0	0	---	---	---	---	---
	5	0	0	0	0	0	0	0	0	---	---	---	---	---
	6	0	0	0	0	0	0	0	0	---	---	---	---	---
7	0	0	0	0	0	0	0	0	---	---	---	---	---	
8	0	0	0	0	0	0	0	0	---	---	---	---	---	
9	0	0	0	0	0	0	0	0	---	---	---	---	---	
10	0	0	0	0	0	0	0	0	---	---	---	---	---	
11	0	0	0	0	0	0	0	0	---	---	---	---	---	
12	0	0	0	0	0	0	0	0	---	---	---	---	---	
<b>Ibandronate and Hip Fracture; Exposure Extension Period=0; Minimum Episode Duration=1461</b>														
2006	1	1	41	1,862	63	1,966	0	109,136	8,828	0.01	1862.00	41.00	45.41	0.00
	2	0	0	0	0	0	0	105,084	7,994	0.00	---	---	---	---
	3	2	119	3,488	119	3,682	0	105,948	8,905	0.02	1744.00	59.50	29.31	0.00
	4	34	1,772	61,770	2,133	64,092	1	2,008,717	162,821	0.02	1816.76	52.12	34.86	0.16
	5	32	1,311	56,800	1,945	59,275	2	2,041,555	169,782	0.02	1775.00	40.97	43.33	0.34

**Table 4C: Summary of Ibandronate Use and Subsequent Events in the MSDD between January 1, 2006 and December 31, 2013, by Drug Use and Year-Month**

Year	Month	Users	Dispensings	Days Supplied	Amount Supplied	Days at Risk	Episodes w/ Events	Eligible Members	Member-Years	Users / 1K Eligible Members	Days Supplied/ User	Dispensings / User	Days Supplied/ Dispensing	Episodes w/ Events / 10K Days at Risk
	6	48	2,177	84,957	2,898	87,172	1	2,058,446	165,027	0.02	1769.94	45.35	39.02	0.11
	7	49	2,279	89,031	3,040	93,068	1	2,072,070	170,888	0.02	1816.96	46.51	39.07	0.11
	8	35	1,383	60,329	2,064	62,585	2	2,081,506	172,194	0.02	1723.69	39.51	43.62	0.32
	9	41	1,872	70,969	2,423	73,693	1	2,099,459	168,264	0.02	1730.95	45.66	37.91	0.14
	10	45	1,827	76,925	2,620	80,496	2	2,100,901	174,855	0.02	1709.44	40.60	42.10	0.25
	11	34	1,361	59,093	1,980	60,546	1	2,099,638	169,535	0.02	1738.03	40.03	43.42	0.17
	12	30	1,341	49,713	1,702	52,536	1	2,108,419	175,867	0.01	1657.10	44.70	37.07	0.19
2007	1	41	1,948	77,374	2,628	81,463	0	2,113,225	168,354	0.02	1887.17	47.51	39.72	0.00
	2	43	1,841	74,735	2,560	78,589	0	2,003,477	151,952	0.02	1738.02	42.81	40.59	0.00
	3	21	923	35,146	1,199	36,862	1	2,005,370	168,269	0.01	1673.62	43.95	38.08	0.27
	4	39	1,560	65,854	2,208	69,420	0	2,092,221	169,852	0.02	1688.56	40.00	42.21	0.00
	5	24	1,160	40,574	1,383	41,486	2	2,109,954	176,011	0.01	1690.58	48.33	34.98	0.48
	6	30	984	48,275	1,615	50,966	0	2,122,187	170,815	0.01	1609.17	32.80	49.06	0.00
	7	40	1,611	67,381	2,301	70,714	0	2,128,952	175,856	0.02	1684.53	40.28	41.83	0.00
	8	34	1,412	58,941	1,987	62,441	0	2,749,543	179,839	0.01	1733.56	41.53	41.74	0.00
	9	35	1,411	57,925	1,971	61,495	0	2,771,281	222,867	0.01	1655.00	40.31	41.05	0.00
	10	39	1,614	67,034	2,255	70,688	0	2,773,215	231,428	0.01	1718.82	41.38	41.53	0.00
	11	37	1,544	61,627	2,105	62,429	2	2,779,960	224,314	0.01	1665.59	41.73	39.91	0.32
	12	30	1,268	50,902	1,736	53,295	1	2,788,211	232,695	0.01	1696.73	42.27	40.14	0.19
2008	1	35	1,364	59,106	2,026	61,972	1	2,792,206	217,708	0.01	1688.74	38.97	43.33	0.16
	2	25	1,018	44,832	1,520	46,421	0	2,602,140	203,243	0.01	1793.28	40.72	44.04	0.00
	3	31	1,398	53,834	1,825	56,516	0	3,642,891	219,938	0.01	1736.58	45.10	38.51	0.00
	4	45	1,862	76,995	2,623	80,773	1	3,630,547	294,823	0.01	1711.00	41.38	41.35	0.12
	5	35	1,311	59,030	2,005	61,612	0	3,680,004	306,066	0.01	1686.57	37.46	45.03	0.00
	6	31	1,341	53,344	1,789	56,372	0	3,704,654	297,293	0.01	1720.77	43.26	39.78	0.00
	7	24	829	42,896	1,454	44,335	0	3,726,196	306,650	0.01	1787.33	34.54	51.74	0.00
	8	28	991	47,297	1,603	48,476	1	3,700,985	308,540	0.01	1689.18	35.39	47.73	0.21
	9	21	995	35,806	1,233	36,817	1	3,723,527	299,061	0.01	1705.05	47.38	35.99	0.27
	10	35	1,470	57,213	2,277	58,881	1	3,724,959	310,469	0.01	1634.66	42.00	38.92	0.17
	11	22	773	36,583	1,244	38,024	0	3,730,600	300,950	0.01	1662.86	35.14	47.33	0.00
	12	25	899	39,873	1,345	40,517	4	3,742,899	312,200	0.01	1594.92	35.96	44.35	0.99
2009	1	47	1,845	77,235	2,641	81,603	0	3,749,552	298,002	0.01	1643.30	39.26	41.86	0.00
	2	34	1,312	56,559	1,923	59,023	1	3,543,062	268,088	0.01	1663.50	38.59	43.11	0.17
	3	23	882	37,938	1,285	37,465	2	3,533,814	296,533	0.01	1649.48	38.35	43.01	0.53
	4	24	1,117	39,841	1,358	42,117	0	3,740,943	303,723	0.01	1660.04	46.54	35.67	0.00

**Table 4C: Summary of Ibandronate Use and Subsequent Events in the MSDD between January 1, 2006 and December 31, 2013, by Drug Use and Year-Month**

Year	Month	Users	Dispensings	Days Supplied	Amount Supplied	Days at Risk	Episodes w/ Events	Eligible Members	Member-Years	Users / 1K Eligible Members	Days Supplied/ User	Dispensings / User	Days Supplied/ Dispensing	Episodes w/ Events / 10K Days at Risk
	5	19	775	29,960	1,017	31,256	0	3,782,434	314,821	0.01	1576.84	40.79	38.66	0.00
	6	28	985	44,940	1,521	46,906	0	3,807,025	305,794	0.01	1605.00	35.18	45.62	0.00
	7	18	613	29,425	999	30,650	0	3,811,823	316,598	0.00	1634.72	34.06	48.00	0.00
	8	27	1,050	43,198	1,470	45,180	0	3,801,117	317,183	0.01	1599.93	38.89	41.14	0.00
	9	25	964	38,558	1,311	39,335	1	3,830,466	307,293	0.01	1542.32	38.56	40.00	0.25
	10	15	572	23,282	790	24,267	0	3,831,947	319,444	0.00	1552.13	38.13	40.70	0.00
	11	14	595	21,525	740	22,680	0	3,832,589	309,568	0.00	1537.50	42.50	36.18	0.00
	12	10	392	14,280	489	15,347	0	3,847,543	319,966	0.00	1428.00	39.20	36.43	0.00
2010	1	15	677	22,252	765	23,440	0	3,834,022	279,550	0.00	1483.47	45.13	32.87	0.00
	2	17	615	25,027	861	25,266	1	3,304,830	190,701	0.01	1472.18	36.18	40.69	0.40
	3	14	469	20,212	692	21,382	0	2,482,706	207,619	0.01	1443.71	33.50	43.10	0.00
	4	13	523	18,695	635	19,514	0	2,619,627	211,561	0.00	1438.08	40.23	35.75	0.00
	5	7	184	10,062	343	10,462	0	2,595,949	80,431	0.00	1437.43	26.29	54.68	0.00
	6	4	139	5,653	190	5,883	0	914,078	73,339	0.00	1413.25	34.75	40.67	0.00
	7	0	0	0	0	0	0	902,454	2,471	0.00	---	---	---	---
	8	0	0	0	0	0	0	0	0	---	---	---	---	---
	9	0	0	0	0	0	0	0	0	---	---	---	---	---
	10	0	0	0	0	0	0	0	0	---	---	---	---	---
	11	0	0	0	0	0	0	0	0	---	---	---	---	---
	12	0	0	0	0	0	0	0	0	---	---	---	---	---
2011	1	0	0	0	0	0	0	0	0	---	---	---	---	---
	2	0	0	0	0	0	0	0	0	---	---	---	---	---
	3	0	0	0	0	0	0	0	0	---	---	---	---	---
	4	0	0	0	0	0	0	0	0	---	---	---	---	---
	5	0	0	0	0	0	0	0	0	---	---	---	---	---
	6	0	0	0	0	0	0	0	0	---	---	---	---	---
	7	0	0	0	0	0	0	0	0	---	---	---	---	---
	8	0	0	0	0	0	0	0	0	---	---	---	---	---
	9	0	0	0	0	0	0	0	0	---	---	---	---	---
	10	0	0	0	0	0	0	0	0	---	---	---	---	---
	11	0	0	0	0	0	0	0	0	---	---	---	---	---
	12	0	0	0	0	0	0	0	0	---	---	---	---	---
2012	1	0	0	0	0	0	0	0	0	---	---	---	---	---
	2	0	0	0	0	0	0	0	0	---	---	---	---	---
	3	0	0	0	0	0	0	0	0	---	---	---	---	---

Table 4C: Summary of Ibandronate Use and Subsequent Events in the MSDD between January 1, 2006 and December 31, 2013, by Drug Use and Year-Month

Year	Month	Users	Dispensings	Days Supplied	Amount Supplied	Days at Risk	Episodes w/ Events	Eligible Members	Member-Years	Users / 1K Eligible Members	Days Supplied/ User	Dispensings / User	Days Supplied/ Dispensing	Episodes w/ Events / 10K Days at Risk
	4	0	0	0	0	0	0	0	0	---	---	---	---	---
	5	0	0	0	0	0	0	0	0	---	---	---	---	---
	6	0	0	0	0	0	0	0	0	---	---	---	---	---
	7	0	0	0	0	0	0	0	0	---	---	---	---	---
	8	0	0	0	0	0	0	0	0	---	---	---	---	---
	9	0	0	0	0	0	0	0	0	---	---	---	---	---
	10	0	0	0	0	0	0	0	0	---	---	---	---	---
	11	0	0	0	0	0	0	0	0	---	---	---	---	---
	12	0	0	0	0	0	0	0	0	---	---	---	---	---
2013	1	0	0	0	0	0	0	0	0	---	---	---	---	---
	2	0	0	0	0	0	0	0	0	---	---	---	---	---
	3	0	0	0	0	0	0	0	0	---	---	---	---	---
	4	0	0	0	0	0	0	0	0	---	---	---	---	---
	5	0	0	0	0	0	0	0	0	---	---	---	---	---
	6	0	0	0	0	0	0	0	0	---	---	---	---	---
	7	0	0	0	0	0	0	0	0	---	---	---	---	---
	8	0	0	0	0	0	0	0	0	---	---	---	---	---
	9	0	0	0	0	0	0	0	0	---	---	---	---	---
	10	0	0	0	0	0	0	0	0	---	---	---	---	---
	11	0	0	0	0	0	0	0	0	---	---	---	---	---
	12	0	0	0	0	0	0	0	0	---	---	---	---	---
<b>Ibandronate and Non-vertebral Fracture; Exposure Extension Period=0; Minimum Episode Duration=1</b>														
2006	1	78	465	16,035	562	17,682	1	236,012	19,719	0.33	205.58	5.96	34.48	0.57
	2	63	294	9,894	357	10,176	1	234,989	17,904	0.27	157.05	4.67	33.65	0.98
	3	72	454	16,208	557	16,463	2	237,641	19,983	0.30	225.11	6.31	35.70	1.21
	4	2,371	14,689	518,808	18,028	550,085	65	4,446,408	363,103	0.53	218.81	6.20	35.32	1.18
	5	2,692	16,046	589,994	20,292	614,993	68	4,528,026	377,176	0.59	219.17	5.96	36.77	1.11
	6	2,739	16,147	585,094	20,656	613,174	64	4,540,001	365,270	0.60	213.62	5.90	36.24	1.04
	7	2,466	15,206	562,271	19,259	587,326	64	4,546,064	378,180	0.54	228.01	6.17	36.98	1.09
	8	2,749	15,382	572,936	20,028	604,201	56	4,589,715	381,078	0.60	208.42	5.60	37.25	0.93
	9	2,689	14,619	534,593	18,378	563,715	53	4,629,029	372,088	0.58	198.81	5.44	36.57	0.94
	10	2,805	15,312	570,841	19,620	602,392	52	4,637,650	387,590	0.60	203.51	5.46	37.28	0.86
	11	2,565	13,770	517,186	18,774	546,660	40	4,654,746	376,178	0.55	201.63	5.37	37.56	0.73
	12	2,434	12,143	454,880	15,721	476,138	58	4,683,058	391,049	0.52	186.89	4.99	37.46	1.22
2007	1	2,052	12,080	458,180	15,674	478,615	44	4,461,001	372,594	0.46	223.28	5.89	37.93	0.92

**Table 4C: Summary of Ibandronate Use and Subsequent Events in the MSDD between January 1, 2006 and December 31, 2013, by Drug Use and Year-Month**

Year	Month	Users	Dispensings	Days Supplied	Amount Supplied	Days at Risk	Episodes w/ Events	Eligible Members	Member-Years	Users / 1K Eligible Members	Days Supplied/ User	Dispensings / User	Days Supplied/ Dispensing	Episodes w/ Events / 10K Days at Risk
	2	1,780	10,459	397,674	13,618	416,581	39	4,411,535	336,386	0.40	223.41	5.88	38.02	0.94
	3	1,780	9,126	346,997	12,142	366,455	32	4,419,387	372,809	0.40	194.94	5.13	38.02	0.87
	4	1,809	10,427	406,213	14,128	421,724	46	4,668,084	381,279	0.39	224.55	5.76	38.96	1.09
	5	1,882	10,843	408,709	13,950	424,334	51	4,737,129	395,723	0.40	217.17	5.76	37.69	1.20
	6	1,819	10,193	388,724	13,419	403,555	41	4,763,358	383,740	0.38	213.70	5.60	38.14	1.02
	7	1,787	10,590	406,556	14,034	431,929	33	4,732,280	395,203	0.38	227.51	5.93	38.39	0.76
	8	1,929	10,818	416,668	14,355	435,336	44	6,257,464	404,653	0.31	216.00	5.61	38.52	1.01
	9	2,549	13,253	491,887	16,980	522,365	40	6,306,212	507,390	0.40	192.97	5.20	37.12	0.77
	10	3,033	16,307	600,108	20,479	630,656	52	6,310,803	527,761	0.48	197.86	5.38	36.80	0.82
	11	2,728	14,421	533,464	18,293	559,393	55	6,335,587	511,964	0.43	195.55	5.29	36.99	0.98
	12	2,652	13,511	494,959	16,897	514,757	53	6,370,551	531,893	0.42	186.64	5.09	36.63	1.03
2008	1	2,829	14,745	542,909	18,605	569,898	59	6,099,267	509,509	0.46	191.91	5.21	36.82	1.04
	2	2,453	13,016	492,280	17,135	519,611	46	6,085,155	476,793	0.40	200.68	5.31	37.82	0.89
	3	2,444	12,063	457,404	15,625	482,006	50	9,583,382	518,438	0.26	187.15	4.94	37.92	1.04
	4	5,122	24,321	1,061,971	36,663	1,101,417	129	9,459,916	773,290	0.54	207.34	4.75	43.66	1.17
	5	4,584	21,451	908,275	30,912	949,668	79	9,628,566	801,977	0.48	198.14	4.68	42.34	0.83
	6	4,140	19,383	811,836	28,059	849,831	83	9,672,316	777,549	0.43	196.10	4.68	41.88	0.98
	7	3,779	17,285	718,891	24,700	752,509	76	9,672,558	805,665	0.39	190.23	4.57	41.59	1.01
	8	3,344	15,495	643,138	22,506	675,779	66	9,702,876	809,953	0.34	192.33	4.63	41.51	0.98
	9	3,371	15,749	628,530	21,506	654,298	79	9,787,434	785,802	0.34	186.45	4.67	39.91	1.21
	10	3,493	16,377	672,028	23,650	701,033	64	9,799,540	818,650	0.36	192.39	4.69	41.03	0.91
	11	2,958	13,322	536,304	18,374	559,895	51	9,821,802	793,570	0.30	181.31	4.50	40.26	0.91
	12	3,122	13,606	558,092	19,590	575,858	62	9,879,812	823,695	0.32	178.76	4.36	41.02	1.08
2009	1	3,374	19,239	771,033	26,388	794,957	93	9,109,137	760,981	0.37	228.52	5.70	40.08	1.17
	2	2,919	15,438	615,243	21,257	643,425	57	8,972,393	684,791	0.33	210.77	5.29	39.85	0.89
	3	2,924	14,512	594,556	20,547	615,344	75	8,938,876	755,086	0.33	203.34	4.96	40.97	1.22
	4	3,153	14,949	623,333	21,255	649,434	78	9,563,220	782,069	0.33	197.70	4.74	41.70	1.20
	5	2,848	13,010	541,663	18,469	565,244	60	9,709,860	809,773	0.29	190.19	4.57	41.63	1.06
	6	2,795	12,947	546,974	18,450	561,125	71	9,755,671	786,120	0.29	195.70	4.63	42.25	1.27
	7	2,159	9,176	398,356	13,471	413,581	47	9,712,600	811,906	0.22	184.51	4.25	43.41	1.14
	8	2,110	9,647	415,377	14,063	432,051	52	9,722,630	813,172	0.22	196.86	4.57	43.06	1.20
	9	2,049	9,285	394,539	13,397	404,307	49	9,779,101	787,314	0.21	192.55	4.53	42.49	1.21
	10	2,075	9,063	391,526	13,307	408,583	38	9,758,422	816,608	0.21	188.69	4.37	43.20	0.93
	11	1,906	7,710	321,160	10,915	334,334	34	9,771,790	791,190	0.20	168.50	4.05	41.65	1.02
	12	1,934	7,744	323,624	10,985	332,718	46	9,814,258	819,835	0.20	167.33	4.00	41.79	1.38

**Table 4C: Summary of Ibandronate Use and Subsequent Events in the MSDD between January 1, 2006 and December 31, 2013, by Drug Use and Year-Month**

Year	Month	Users	Dispensings	Days Supplied	Amount Supplied	Days at Risk	Episodes w/ Events	Eligible Members	Member-Years	Users / 1K Eligible Members	Days Supplied/ User	Dispensings / User	Days Supplied/ Dispensing	Episodes w/ Events / 10K Days at Risk
2010	1	1,611	7,520	316,594	10,694	328,076	31	8,882,346	744,043	0.18	196.52	4.67	42.10	0.94
	2	1,472	5,742	248,534	8,446	257,753	31	8,762,441	668,898	0.17	168.84	3.90	43.28	1.20
	3	1,616	6,416	272,173	9,235	282,486	40	8,729,372	737,633	0.19	168.42	3.97	42.42	1.42
	4	1,706	7,708	325,760	11,012	339,195	41	9,441,399	772,229	0.18	190.95	4.52	42.26	1.21
	5	1,522	6,532	277,164	9,349	283,167	45	9,541,227	796,721	0.16	182.11	4.29	42.43	1.59
	6	1,693	7,239	303,940	10,295	316,470	35	9,574,628	771,945	0.18	179.53	4.28	41.99	1.11
	7	1,486	6,369	263,927	8,920	274,335	35	9,508,892	795,641	0.16	177.61	4.29	41.44	1.28
	8	1,347	5,822	254,214	8,587	261,616	27	9,500,490	794,863	0.14	188.73	4.32	43.66	1.03
	9	1,275	5,360	219,883	7,532	227,107	27	9,539,720	768,846	0.13	172.46	4.20	41.02	1.19
	10	1,255	5,340	224,958	7,584	233,938	26	9,505,352	795,888	0.13	179.25	4.25	42.13	1.11
	11	1,127	5,016	204,707	6,960	213,725	22	9,518,251	770,465	0.12	181.64	4.45	40.81	1.03
	12	1,097	4,281	172,972	5,880	180,905	16	9,556,615	798,853	0.11	157.68	3.90	40.40	0.88
2011	1	1,150	5,015	215,151	7,271	222,658	30	8,638,098	723,191	0.13	187.09	4.36	42.90	1.35
	2	936	4,070	174,442	5,886	179,581	20	8,530,488	651,429	0.11	186.37	4.35	42.86	1.11
	3	1,009	4,274	179,281	6,037	187,958	15	8,531,955	720,974	0.12	177.68	4.24	41.95	0.80
	4	1,120	4,508	191,101	6,446	198,225	22	9,214,296	753,789	0.12	170.63	4.03	42.39	1.11
	5	1,060	4,107	171,070	5,769	178,892	24	9,315,523	779,485	0.11	161.39	3.87	41.65	1.34
	6	981	3,726	156,563	5,303	163,111	18	9,323,493	754,337	0.11	159.60	3.80	42.02	1.10
	7	855	3,279	138,061	4,704	143,868	16	9,247,299	773,643	0.09	161.47	3.84	42.10	1.11
	8	826	3,316	141,294	4,794	148,026	10	9,259,945	774,289	0.09	171.06	4.01	42.61	0.68
	9	804	2,950	127,312	4,348	133,864	15	9,321,452	750,143	0.09	158.35	3.67	43.16	1.12
	10	800	3,221	130,647	4,583	134,758	16	9,317,027	779,507	0.09	163.31	4.03	40.56	1.19
	11	713	2,805	116,336	3,970	119,848	9	9,346,672	756,000	0.08	163.16	3.93	41.47	0.75
	12	683	2,679	105,874	3,614	110,340	11	9,397,930	784,562	0.07	155.01	3.92	39.52	1.00
2012	1	688	2,542	109,424	3,727	112,960	13	8,558,073	716,226	0.08	159.05	3.69	43.05	1.15
	2	605	2,429	106,268	3,628	108,896	18	8,550,283	669,901	0.07	175.65	4.01	43.75	1.65
	3	652	2,674	109,671	3,757	114,037	9	9,257,986	716,972	0.07	168.21	4.10	41.01	0.79
	4	968	4,246	190,543	6,487	196,712	21	9,147,960	748,465	0.11	196.84	4.39	44.88	1.07
	5	1,140	5,185	210,808	7,201	219,185	23	9,249,806	773,694	0.12	184.92	4.55	40.66	1.05
	6	1,023	4,475	185,872	6,339	195,579	23	9,251,492	748,769	0.11	181.69	4.37	41.54	1.18
	7	974	4,236	179,005	6,096	184,373	26	9,183,168	768,246	0.11	183.78	4.35	42.26	1.41
	8	948	4,281	181,329	6,175	186,691	21	9,198,297	769,394	0.10	191.28	4.52	42.36	1.12
	9	946	4,017	165,491	5,674	172,262	21	9,271,460	745,178	0.10	174.94	4.25	41.20	1.22
	10	1,035	4,441	181,165	6,166	187,538	23	9,268,921	775,742	0.11	175.04	4.29	40.79	1.23
	11	884	3,507	144,064	4,932	150,455	9	9,292,751	751,735	0.10	162.97	3.97	41.08	0.60

**Table 4C: Summary of Ibandronate Use and Subsequent Events in the MSDD between January 1, 2006 and December 31, 2013, by Drug Use and Year-Month**

Year	Month	Users	Dispensings	Days Supplied	Amount Supplied	Days at Risk	Episodes w/ Events	Eligible Members	Member-Years	Users / 1K Eligible Members	Days Supplied/ User	Dispensings / User	Days Supplied/ Dispensing	Episodes w/ Events / 10K Days at Risk
2013	12	691	2,602	112,105	3,825	116,655	13	9,329,830	780,075	0.07	162.24	3.77	43.08	1.11
	1	742	3,307	135,321	4,612	140,259	13	8,645,427	723,872	0.09	182.37	4.46	40.92	0.93
	2	666	2,510	108,291	3,694	112,574	12	8,534,921	651,850	0.08	162.60	3.77	43.14	1.07
	3	691	2,730	113,675	3,875	118,665	14	8,532,602	721,175	0.08	164.51	3.95	41.64	1.18
	4	894	3,311	142,959	4,866	147,597	21	9,262,469	757,864	0.10	159.91	3.70	43.18	1.42
	5	829	2,636	116,984	3,978	121,995	15	9,358,748	783,381	0.09	141.11	3.18	44.38	1.23
	6	727	2,446	103,649	3,525	108,027	11	9,366,116	757,850	0.08	142.57	3.36	42.37	1.02
	7	747	2,294	98,527	3,347	102,997	14	9,333,534	781,135	0.08	131.90	3.07	42.95	1.36
	8	801	2,358	96,350	3,295	100,674	11	9,340,442	781,815	0.09	120.29	2.94	40.86	1.09
	9	701	1,967	80,826	2,753	84,335	9	9,496,972	757,203	0.07	115.30	2.81	41.09	1.07
	10	838	2,073	86,772	2,953	90,458	17	9,491,704	794,684	0.09	103.55	2.47	41.86	1.88
	11	731	1,653	65,789	2,245	68,391	9	9,506,563	769,632	0.08	90.00	2.26	39.80	1.32
12	733	1,437	52,107	1,775	54,253	7	9,516,197	795,035	0.08	71.09	1.96	36.26	1.29	
<b>Ibandronate and Non-vertebral Fracture; Exposure Extension Period=0; Minimum Episode Duration=730</b>														
2006	1	6	169	6,489	224	7,035	1	151,621	11,815	0.04	1081.50	28.17	38.40	1.42
	2	2	34	1,479	52	774	1	140,935	10,682	0.01	739.50	17.00	43.50	12.92
	3	7	239	7,583	261	7,379	1	142,138	11,877	0.05	1083.29	34.14	31.73	1.36
	4	189	5,450	202,474	6,969	210,046	13	2,992,585	242,521	0.06	1071.29	28.84	37.15	0.62
	5	209	5,527	222,888	7,606	218,844	30	3,050,257	252,394	0.07	1066.45	26.44	40.33	1.37
	6	211	6,161	231,921	8,366	231,424	28	3,070,038	245,475	0.07	1099.15	29.20	37.64	1.21
	7	220	6,348	245,932	8,390	246,545	20	3,091,697	254,712	0.07	1117.87	28.85	38.74	0.81
	8	216	5,697	223,569	7,670	227,080	20	3,109,598	256,859	0.07	1035.04	26.38	39.24	0.88
	9	211	5,733	222,476	7,591	226,046	18	3,138,981	251,131	0.07	1054.39	27.17	38.81	0.80
	10	244	6,494	256,388	8,770	264,400	16	3,146,513	261,549	0.08	1050.77	26.61	39.48	0.61
	11	232	5,935	238,273	9,045	245,364	15	3,153,684	253,752	0.07	1027.04	25.58	40.15	0.61
	12	202	5,315	208,517	7,223	211,920	19	3,167,245	263,243	0.06	1032.26	26.31	39.23	0.90
2007	1	209	5,936	231,877	7,901	233,792	23	3,174,003	247,440	0.07	1109.46	28.40	39.06	0.98
	2	188	5,252	207,743	7,114	211,133	17	2,944,454	222,194	0.06	1105.02	27.94	39.56	0.81
	3	156	4,314	163,332	5,582	168,904	11	2,936,160	245,230	0.05	1047.00	27.65	37.86	0.65
	4	195	5,179	205,895	7,003	209,475	17	3,080,979	248,782	0.06	1055.87	26.56	39.76	0.81
	5	175	4,797	178,017	6,086	179,983	20	3,106,160	257,721	0.06	1017.24	27.41	37.11	1.11
	6	186	4,552	187,217	6,364	187,986	14	3,117,174	249,799	0.06	1006.54	24.47	41.13	0.74
	7	211	5,425	222,294	7,519	231,032	14	3,123,941	258,050	0.07	1053.53	25.71	40.98	0.61
	8	198	5,004	207,825	7,084	209,594	18	4,058,106	263,734	0.05	1049.62	25.27	41.53	0.86
	9	206	5,442	216,151	7,485	222,826	14	4,091,410	327,992	0.05	1049.28	26.42	39.72	0.63



**Table 4C: Summary of Ibandronate Use and Subsequent Events in the MSDD between January 1, 2006 and December 31, 2013, by Drug Use and Year-Month**

Year	Month	Users	Dispensings	Days Supplied	Amount Supplied	Days at Risk	Episodes w/ Events	Eligible Members	Member-Years	Users / 1K Eligible Members	Days Supplied/ User	Dispensings / User	Days Supplied/ Dispensing	Episodes w/ Events / 10K Days at Risk
2008	10	259	6,686	263,223	8,944	266,924	23	4,096,540	340,131	0.06	1016.31	25.81	39.37	0.86
	11	215	5,739	224,914	7,611	226,034	22	4,097,760	329,476	0.05	1046.11	26.69	39.19	0.97
	12	204	5,497	208,250	7,112	209,817	23	4,111,316	342,024	0.05	1020.83	26.95	37.88	1.10
	1	217	5,617	223,855	7,658	225,329	21	4,121,465	322,431	0.05	1031.59	25.88	39.85	0.93
	2	202	5,130	211,156	7,354	218,118	17	3,857,521	299,937	0.05	1045.33	25.40	41.16	0.78
	3	189	5,179	200,917	6,859	205,396	18	5,730,041	324,762	0.03	1063.05	27.40	38.79	0.88
	4	392	8,496	393,065	13,384	398,565	36	5,708,178	460,242	0.07	1002.72	21.67	46.26	0.90
	5	317	6,978	320,981	10,887	324,615	19	5,768,831	475,890	0.05	1012.56	22.01	46.00	0.59
	6	271	6,134	272,624	9,399	277,015	20	5,786,106	462,081	0.05	1005.99	22.63	44.44	0.72
	7	242	5,555	240,752	8,172	244,996	18	5,812,245	477,895	0.04	994.84	22.95	43.34	0.73
	8	262	6,238	262,937	8,980	263,795	21	5,790,478	479,453	0.05	1003.58	23.81	42.15	0.80
	9	254	6,065	249,647	8,575	254,429	29	5,830,718	464,966	0.04	982.86	23.88	41.16	1.14
2009	10	270	6,256	272,393	9,568	275,714	20	5,834,514	482,833	0.05	1008.86	23.17	43.54	0.73
	11	229	5,404	225,699	7,702	226,617	21	5,826,786	468,205	0.04	985.59	23.60	41.77	0.93
	12	235	5,303	227,276	7,687	227,598	24	5,851,157	485,902	0.04	967.13	22.57	42.86	1.05
	1	337	8,303	345,204	11,695	340,311	41	5,858,455	445,715	0.06	1024.34	24.64	41.58	1.20
	2	243	6,132	247,980	8,449	251,500	16	5,305,942	400,860	0.05	1020.49	25.23	40.44	0.64
	3	243	5,669	236,720	8,013	237,711	24	5,299,890	443,746	0.05	974.16	23.33	41.76	1.01
	4	230	5,715	229,309	7,807	234,058	23	5,654,405	457,699	0.04	997.00	24.85	40.12	0.98
	5	205	4,649	200,284	6,759	204,866	11	5,719,701	474,284	0.04	977.00	22.68	43.08	0.54
	6	244	5,746	239,402	8,084	240,792	22	5,755,255	460,652	0.04	981.16	23.55	41.66	0.91
	7	163	3,589	157,769	5,264	157,147	20	5,762,413	474,662	0.03	967.91	22.02	43.96	1.27
	8	209	5,008	206,114	7,035	209,393	14	5,719,200	475,081	0.04	986.19	23.96	41.16	0.67
	9	184	4,245	177,477	6,015	176,166	18	5,758,102	460,131	0.03	964.55	23.07	41.81	1.02
2010	10	177	3,705	165,871	5,648	170,370	12	5,758,499	478,022	0.03	937.12	20.93	44.77	0.70
	11	127	3,029	118,556	4,043	124,063	5	5,755,624	463,460	0.02	933.51	23.85	39.14	0.40
	12	156	3,364	140,576	4,786	141,425	18	5,782,251	480,285	0.03	901.13	21.56	41.79	1.27
	1	131	3,125	124,954	4,238	124,168	10	5,781,537	442,725	0.02	953.85	23.85	39.99	0.81
	2	110	2,466	109,150	3,711	109,967	8	5,261,807	398,041	0.02	992.27	22.42	44.26	0.73
	3	124	2,855	119,216	4,062	123,493	9	5,255,303	439,624	0.02	961.42	23.02	41.76	0.73
	4	108	2,734	112,306	3,817	113,608	11	5,691,444	460,957	0.02	1039.87	25.31	41.08	0.97
	5	117	2,680	115,251	3,879	116,470	10	5,755,148	477,404	0.02	985.05	22.91	43.00	0.86
	6	99	2,309	98,413	3,353	99,575	8	5,785,045	463,178	0.02	994.07	23.32	42.62	0.80
	7	108	2,588	108,439	3,702	110,858	5	5,786,358	477,055	0.02	1004.06	23.96	41.90	0.45
	8	99	2,431	98,426	3,334	94,904	14	5,738,598	477,280	0.02	994.20	24.56	40.49	1.48

**Table 4C: Summary of Ibandronate Use and Subsequent Events in the MSDD between January 1, 2006 and December 31, 2013, by Drug Use and Year-Month**

Year	Month	Users	Dispensings	Days Supplied	Amount Supplied	Days at Risk	Episodes w/ Events	Eligible Members	Member-Years	Users / 1K Eligible Members	Days Supplied/ User	Dispensings / User	Days Supplied/ Dispensing	Episodes w/ Events / 10K Days at Risk
2011	9	83	1,812	77,707	2,642	77,552	9	5,769,757	462,106	0.01	936.23	21.83	42.88	1.16
	10	100	2,387	97,199	3,312	97,326	12	5,765,294	479,321	0.02	971.99	23.87	40.72	1.23
	11	85	2,000	81,799	2,772	82,619	6	5,765,904	464,042	0.01	962.34	23.53	40.90	0.73
	12	83	2,121	79,871	2,723	82,463	4	5,779,670	480,952	0.01	962.30	25.55	37.66	0.49
	1	108	2,398	103,180	3,500	104,537	9	5,781,446	455,118	0.02	955.37	22.20	43.03	0.86
	2	88	2,125	85,084	2,900	85,117	10	5,401,202	408,058	0.02	966.86	24.15	40.04	1.17
	3	79	1,819	75,244	2,562	78,397	5	5,388,351	451,255	0.01	952.46	23.03	41.37	0.64
	4	74	1,645	66,875	2,278	69,497	4	5,782,748	468,484	0.01	903.72	22.23	40.65	0.58
	5	69	1,617	62,425	2,117	65,795	4	5,825,487	484,723	0.01	904.71	23.43	38.61	0.61
	6	71	1,652	63,998	2,177	65,858	6	5,835,648	469,314	0.01	901.38	23.27	38.74	0.91
	7	57	1,279	49,957	1,708	51,077	4	5,838,255	483,660	0.01	876.44	22.44	39.06	0.78
	8	80	1,629	69,376	2,353	73,040	1	5,824,160	484,284	0.01	867.20	20.36	42.59	0.14
2012	9	60	1,090	50,799	1,730	53,399	1	5,869,663	469,208	0.01	846.65	18.17	46.60	0.19
	10	71	1,486	57,845	1,961	59,733	4	5,871,028	487,871	0.01	814.72	20.93	38.93	0.67
	11	58	1,196	46,731	1,598	47,287	4	5,873,792	472,743	0.01	805.71	20.62	39.07	0.85
	12	69	1,455	55,319	1,888	56,838	4	5,898,368	488,555	0.01	801.72	21.09	38.02	0.70
	1	64	1,159	49,812	1,694	51,184	4	5,878,658	424,654	0.01	778.31	18.11	42.98	0.78
	2	45	773	34,976	1,188	35,111	3	5,030,563	293,659	0.01	777.24	17.18	45.25	0.85
	3	54	1,016	40,440	1,382	42,970	0	3,898,483	305,246	0.01	748.89	18.81	39.80	0.00
	4	72	1,234	52,803	1,793	54,174	3	3,857,324	310,870	0.02	733.38	17.14	42.79	0.55
	5	36	627	26,153	887	25,662	4	3,838,218	126,854	0.01	726.47	17.42	41.71	1.56
	6	22	400	15,633	532	16,315	1	1,458,633	116,551	0.02	710.59	18.18	39.08	0.61
	7	0	0	0	0	0	0	1,435,476	3,930	0.00	---	---	---	---
	8	0	0	0	0	0	0	0	0	---	---	---	---	---
9	0	0	0	0	0	0	0	0	---	---	---	---	---	
10	0	0	0	0	0	0	0	0	---	---	---	---	---	
11	0	0	0	0	0	0	0	0	---	---	---	---	---	
12	0	0	0	0	0	0	0	0	---	---	---	---	---	
2013	1	0	0	0	0	0	0	0	0	---	---	---	---	---
	2	0	0	0	0	0	0	0	0	---	---	---	---	---
	3	0	0	0	0	0	0	0	0	---	---	---	---	---
	4	0	0	0	0	0	0	0	0	---	---	---	---	---
	5	0	0	0	0	0	0	0	0	---	---	---	---	---
	6	0	0	0	0	0	0	0	0	---	---	---	---	---
	7	0	0	0	0	0	0	0	0	---	---	---	---	---

**Table 4C: Summary of Ibandronate Use and Subsequent Events in the MSDD between January 1, 2006 and December 31, 2013, by Drug Use and Year-Month**

Year	Month	Users	Dispensings	Days Supplied	Amount Supplied	Days at Risk	Episodes w/ Events	Eligible Members	Member-Years	Users / 1K Eligible Members	Days Supplied/ User	Dispensings / User	Days Supplied/ Dispensing	Episodes w/ Events / 10K Days at Risk
	8	0	0	0	0	0	0	0	0	---	---	---	---	---
	9	0	0	0	0	0	0	0	0	---	---	---	---	---
	10	0	0	0	0	0	0	0	0	---	---	---	---	---
	11	0	0	0	0	0	0	0	0	---	---	---	---	---
	12	0	0	0	0	0	0	0	0	---	---	---	---	---
<b>Ibandronate and Non-vertebral Fracture; Exposure Extension Period=0; Minimum Episode Duration=1461</b>														
2006	1	1	41	1,862	63	1,966	0	108,649	8,777	0.01	1862.00	41.00	45.41	0.00
	2	0	0	0	0	0	0	104,585	7,947	0.00	#DIV/0!	#DIV/0!	#DIV/0!	#DIV/0!
	3	2	119	3,488	119	2,973	1	105,442	8,853	0.02	1744.00	59.50	29.31	3.36
	4	32	1,703	58,781	2,030	60,245	3	1,999,742	161,926	0.02	1836.91	53.22	34.52	0.50
	5	31	1,294	55,276	1,894	54,999	4	2,032,604	168,853	0.02	1783.10	41.74	42.72	0.73
	6	47	2,107	82,944	2,828	80,458	7	2,049,572	164,121	0.02	1764.77	44.83	39.37	0.87
	7	49	2,279	89,031	3,040	82,417	10	2,062,947	169,942	0.02	1816.96	46.51	39.07	1.21
	8	35	1,383	60,329	2,064	61,041	3	2,072,308	171,237	0.02	1723.69	39.51	43.62	0.49
	9	39	1,779	66,907	2,284	63,767	7	2,090,152	167,330	0.02	1715.56	45.62	37.61	1.10
	10	44	1,806	75,159	2,561	77,465	3	2,091,786	173,890	0.02	1708.16	41.05	41.62	0.39
	11	33	1,333	56,729	1,938	54,462	5	2,090,587	168,608	0.02	1719.06	40.39	42.56	0.92
	12	30	1,341	49,713	1,702	49,749	5	2,099,259	174,897	0.01	1657.10	44.70	37.07	1.01
2007	1	41	1,948	77,374	2,628	76,678	4	2,104,014	167,422	0.02	1887.17	47.51	39.72	0.52
	2	41	1,740	71,193	2,437	71,865	3	1,994,452	151,107	0.02	1736.41	42.44	40.92	0.42
	3	21	923	35,146	1,199	34,541	3	1,996,235	167,311	0.01	1673.62	43.95	38.08	0.87
	4	39	1,560	65,854	2,208	64,693	3	2,082,541	168,884	0.02	1688.56	40.00	42.21	0.46
	5	24	1,160	40,574	1,383	39,901	4	2,100,438	175,001	0.01	1690.58	48.33	34.98	1.00
	6	30	984	48,275	1,615	45,693	5	2,112,481	169,834	0.01	1609.17	32.80	49.06	1.09
	7	40	1,611	67,381	2,301	67,080	5	2,119,217	174,832	0.02	1684.53	40.28	41.83	0.75
	8	33	1,354	56,557	1,906	56,318	3	2,735,314	178,790	0.01	1713.85	41.03	41.77	0.53
	9	34	1,393	56,305	1,917	56,866	4	2,757,762	221,515	0.01	1656.03	40.97	40.42	0.70
	10	37	1,519	63,928	2,146	62,754	5	2,760,125	230,033	0.01	1727.78	41.05	42.09	0.80
	11	37	1,544	61,627	2,105	56,923	7	2,766,746	222,970	0.01	1665.59	41.73	39.91	1.23
	12	30	1,268	50,902	1,736	48,897	5	2,775,105	231,291	0.01	1696.73	42.27	40.14	1.02
2008	1	35	1,364	59,106	2,026	58,385	4	2,778,823	216,388	0.01	1688.74	38.97	43.33	0.69
	2	24	971	43,422	1,473	43,854	1	2,589,463	202,006	0.01	1809.25	40.46	44.72	0.23
	3	29	1,318	50,385	1,703	52,186	2	3,624,238	218,580	0.01	1737.41	45.45	38.23	0.38
	4	45	1,862	76,995	2,623	78,391	6	3,612,977	293,050	0.01	1711.00	41.38	41.35	0.77
	5	35	1,311	59,030	2,005	56,745	6	3,662,475	304,232	0.01	1686.57	37.46	45.03	1.06

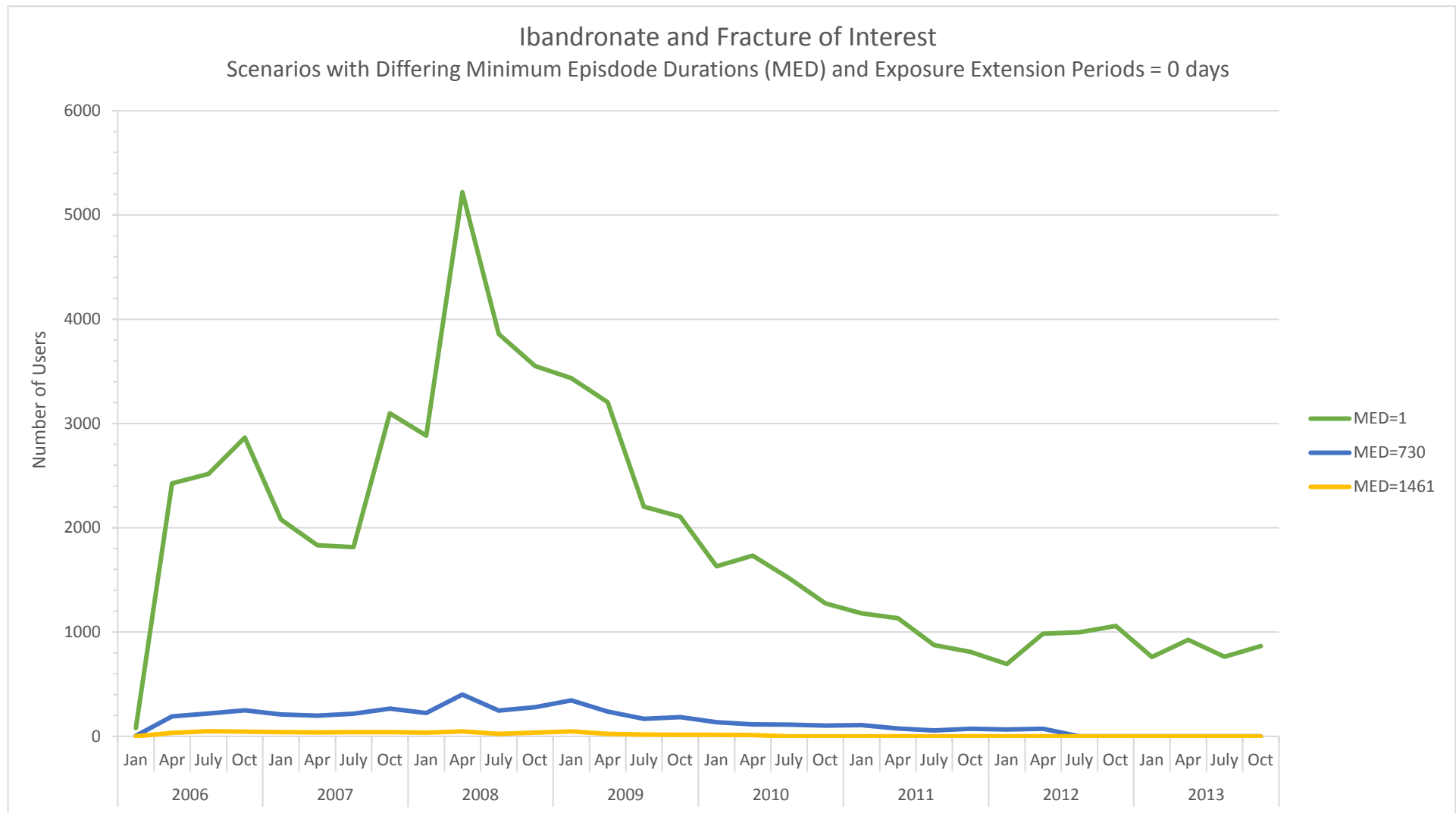
**Table 4C: Summary of Ibandronate Use and Subsequent Events in the MSDD between January 1, 2006 and December 31, 2013, by Drug Use and Year-Month**

Year	Month	Users	Dispensings	Days Supplied	Amount Supplied	Days at Risk	Episodes w/ Events	Eligible Members	Member-Years	Users / 1K Eligible Members	Days Supplied/ User	Dispensings / User	Days Supplied/ Dispensing	Episodes w/ Events / 10K Days at Risk
2009	6	30	1,320	51,568	1,752	51,591	3	3,686,952	295,516	0.01	1718.93	44.00	39.07	0.58
	7	24	829	42,896	1,454	41,004	2	3,708,730	304,815	0.01	1787.33	34.54	51.74	0.49
	8	28	991	47,297	1,603	41,898	6	3,683,377	306,698	0.01	1689.18	35.39	47.73	1.43
	9	21	995	35,806	1,233	34,611	4	3,706,170	297,294	0.01	1705.05	47.38	35.99	1.16
	10	33	1,395	54,139	2,170	54,542	2	3,707,823	308,647	0.01	1640.58	42.27	38.81	0.37
	11	22	773	36,583	1,244	38,024	0	3,713,065	299,186	0.01	1662.86	35.14	47.33	0.00
	12	25	899	39,873	1,345	38,520	5	3,725,968	310,373	0.01	1594.92	35.96	44.35	1.30
	1	45	1,750	74,259	2,538	76,018	4	3,731,832	296,230	0.01	1650.20	38.89	42.43	0.53
	2	33	1,248	54,698	1,860	52,626	5	3,525,464	266,453	0.01	1657.52	37.82	43.83	0.95
	3	23	882	37,938	1,285	33,936	6	3,516,369	294,706	0.01	1649.48	38.35	43.01	1.77
	4	24	1,117	39,841	1,358	41,182	2	3,722,354	301,859	0.01	1660.04	46.54	35.67	0.49
	5	19	775	29,960	1,017	28,711	2	3,763,861	312,910	0.01	1576.84	40.79	38.66	0.70
6	27	967	43,320	1,467	43,991	2	3,788,886	303,953	0.01	1604.44	35.81	44.80	0.45	
7	18	613	29,425	999	26,593	4	3,794,024	314,705	0.00	1634.72	34.06	48.00	1.50	
8	27	1,050	43,198	1,470	43,474	2	3,783,191	315,289	0.01	1599.93	38.89	41.14	0.46	
9	25	964	38,558	1,311	37,060	3	3,812,496	305,475	0.01	1542.32	38.56	40.00	0.81	
10	14	518	21,705	737	20,529	2	3,814,084	317,572	0.00	1550.36	37.00	41.90	0.97	
11	14	595	21,525	740	22,680	0	3,814,985	307,769	0.00	1537.50	42.50	36.18	0.00	
12	10	392	14,280	489	12,906	3	3,830,446	318,116	0.00	1428.00	39.20	36.43	2.32	
2010	1	14	624	20,751	713	20,413	1	3,815,783	277,891	0.00	1482.21	44.57	33.25	0.49
	2	17	615	25,027	861	25,266	1	3,287,498	189,647	0.01	1472.18	36.18	40.69	0.40
	3	14	469	20,212	692	21,382	0	2,471,544	206,459	0.01	1443.71	33.50	43.10	0.00
	4	13	523	18,695	635	19,034	1	2,607,876	210,369	0.00	1438.08	40.23	35.75	0.53
	5	7	184	10,062	343	10,462	0	2,582,240	80,022	0.00	1437.43	26.29	54.68	0.00
	6	4	139	5,653	190	5,883	0	910,360	72,966	0.00	1413.25	34.75	40.67	0.00
	7	0	0	0	0	0	0	897,910	2,458	0.00	---	---	---	---
	8	0	0	0	0	0	0	0	0	---	---	---	---	---
	9	0	0	0	0	0	0	0	0	---	---	---	---	---
	10	0	0	0	0	0	0	0	0	---	---	---	---	---
	11	0	0	0	0	0	0	0	0	---	---	---	---	---
	12	0	0	0	0	0	0	0	0	---	---	---	---	---
2011	1	0	0	0	0	0	0	0	0	---	---	---	---	---
	2	0	0	0	0	0	0	0	0	---	---	---	---	---
	3	0	0	0	0	0	0	0	0	---	---	---	---	---
	4	0	0	0	0	0	0	0	0	---	---	---	---	---

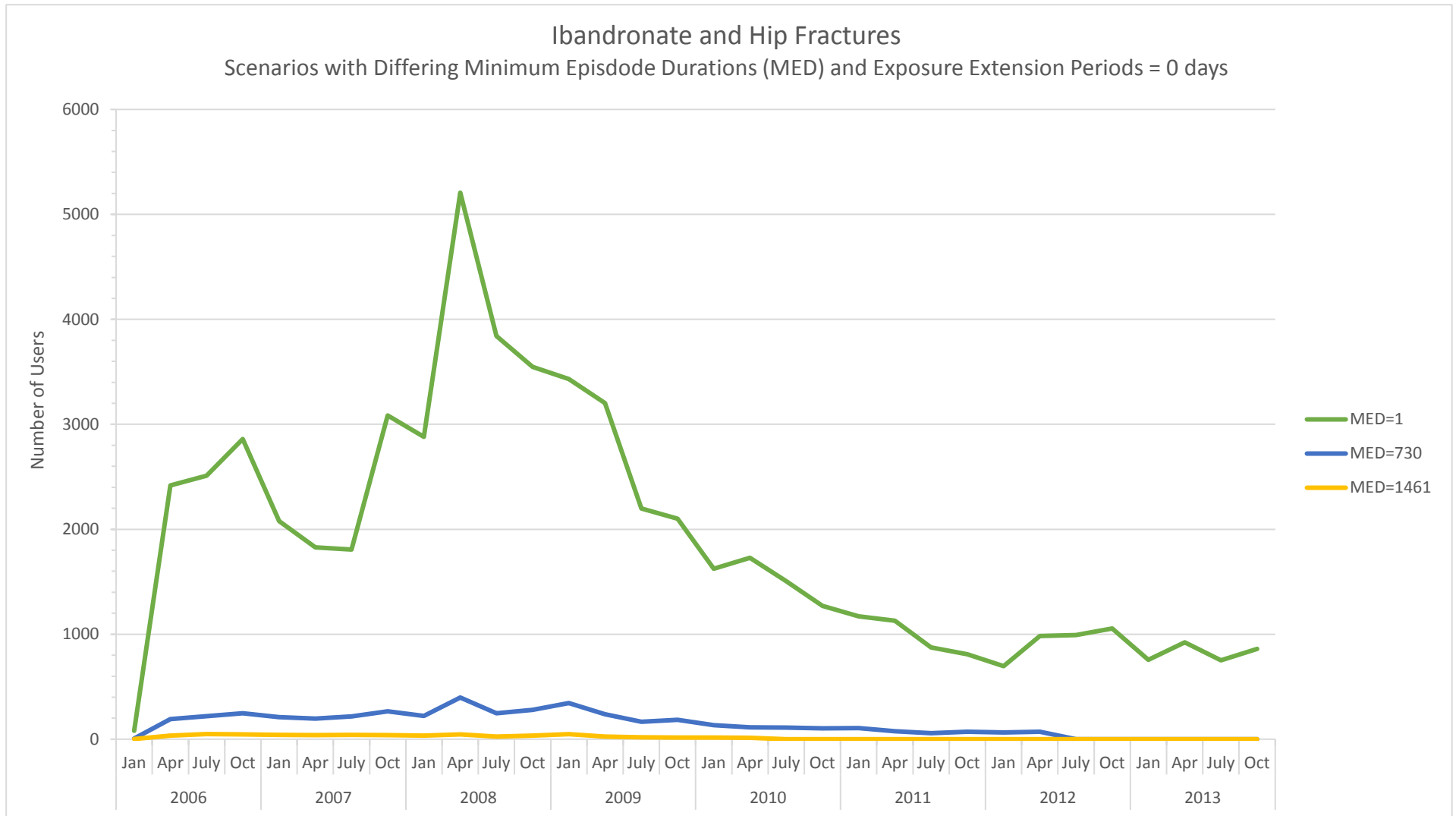
**Table 4C: Summary of Ibandronate Use and Subsequent Events in the MSDD between January 1, 2006 and December 31, 2013, by Drug Use and Year-Month**

Year	Month	Users	Dispensings	Days Supplied	Amount Supplied	Days at Risk	Episodes w/ Events	Eligible Members	Member-Years	Users / 1K Eligible Members	Days Supplied/ User	Dispensings / User	Days Supplied/ Dispensing	Episodes w/ Events / 10K Days at Risk
	5	0	0	0	0	0	0	0	0	---	---	---	---	---
	6	0	0	0	0	0	0	0	0	---	---	---	---	---
	7	0	0	0	0	0	0	0	0	---	---	---	---	---
	8	0	0	0	0	0	0	0	0	---	---	---	---	---
	9	0	0	0	0	0	0	0	0	---	---	---	---	---
	10	0	0	0	0	0	0	0	0	---	---	---	---	---
	11	0	0	0	0	0	0	0	0	---	---	---	---	---
	12	0	0	0	0	0	0	0	0	---	---	---	---	---
2012	1	0	0	0	0	0	0	0	0	---	---	---	---	---
	2	0	0	0	0	0	0	0	0	---	---	---	---	---
	3	0	0	0	0	0	0	0	0	---	---	---	---	---
	4	0	0	0	0	0	0	0	0	---	---	---	---	---
	5	0	0	0	0	0	0	0	0	---	---	---	---	---
	6	0	0	0	0	0	0	0	0	---	---	---	---	---
	7	0	0	0	0	0	0	0	0	---	---	---	---	---
	8	0	0	0	0	0	0	0	0	---	---	---	---	---
	9	0	0	0	0	0	0	0	0	---	---	---	---	---
	10	0	0	0	0	0	0	0	0	---	---	---	---	---
	11	0	0	0	0	0	0	0	0	---	---	---	---	---
	12	0	0	0	0	0	0	0	0	---	---	---	---	---
2013	1	0	0	0	0	0	0	0	0	---	---	---	---	---
	2	0	0	0	0	0	0	0	0	---	---	---	---	---
	3	0	0	0	0	0	0	0	0	---	---	---	---	---
	4	0	0	0	0	0	0	0	0	---	---	---	---	---
	5	0	0	0	0	0	0	0	0	---	---	---	---	---
	6	0	0	0	0	0	0	0	0	---	---	---	---	---
	7	0	0	0	0	0	0	0	0	---	---	---	---	---
	8	0	0	0	0	0	0	0	0	---	---	---	---	---
	9	0	0	0	0	0	0	0	0	---	---	---	---	---
	10	0	0	0	0	0	0	0	0	---	---	---	---	---
	11	0	0	0	0	0	0	0	0	---	---	---	---	---
	12	0	0	0	0	0	0	0	0	---	---	---	---	---

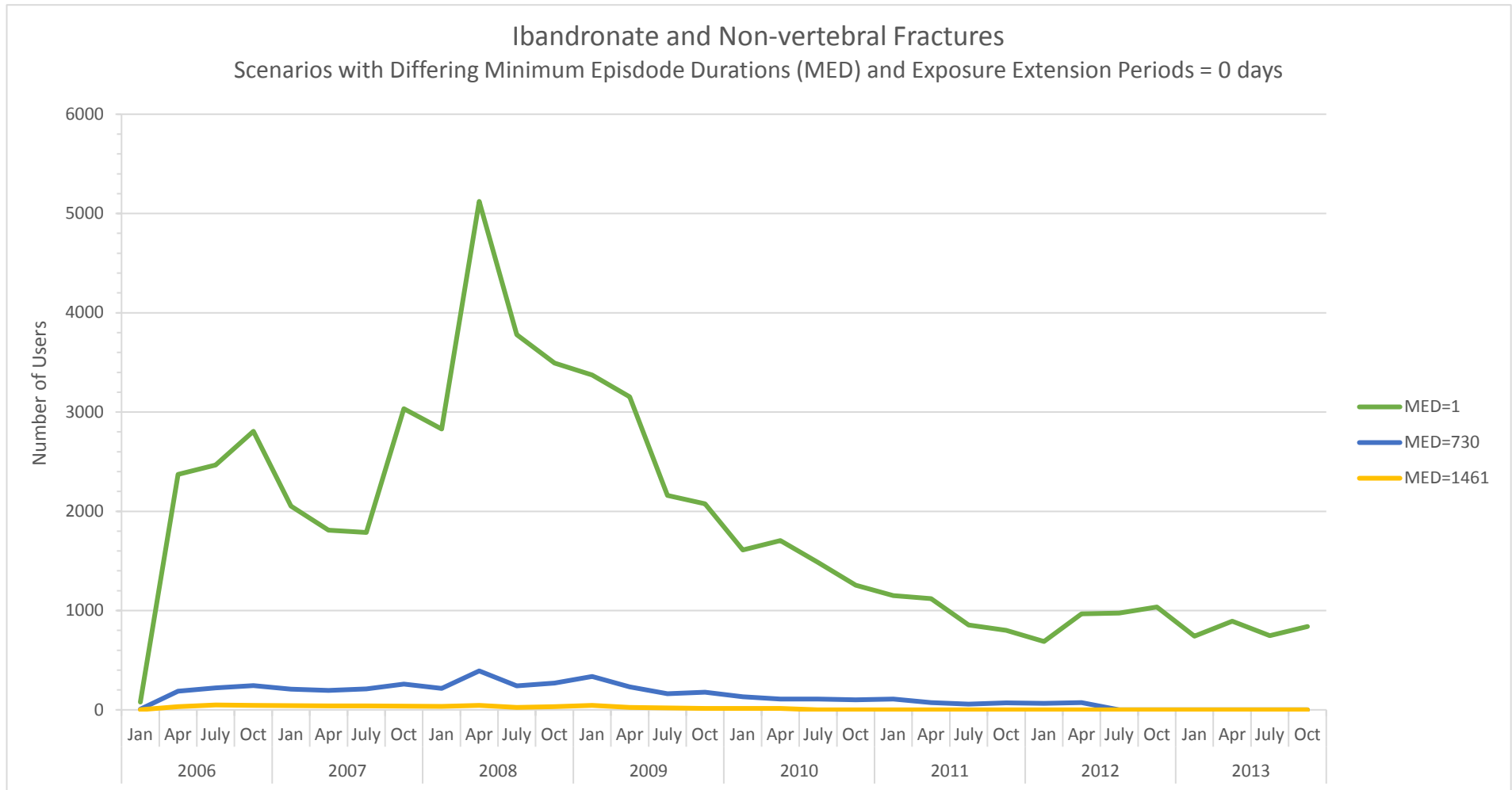
Charts 4C: Summary of Ibandronate Use and Subsequent Events in the MSDD between January 1, 2006 and December 31, 2013, by Drug Use and Year-Month



Charts 4C: Summary of Ibandronate Use and Subsequent Events in the MSDD between January 1, 2006 and December 31, 2013, by Drug Use and Year-Month



Charts 4C: Summary of Ibandronate Use and Subsequent Events in the MSDD between January 1, 2006 and December 31, 2013, by Drug Use and Year-Month





**Table 5: Attrition Table**

Criterion Number	Criterion Description	Patients Excluded	Patients Remaining
<b>Alendronate and Fracture of Interest; Exposure Extension Period= 0; Minimum Episode Duration= 1</b>			
1	Initial Member Count - Members with a non-missing birth date/sex at any enrollment episode overlapping the query period		111,374,264
2	Exclusion – Members must be excluded if they only have episodes with DrugCov=N and MedCov=Y during the query period	34,183,356	77,190,908
3	Exclusion – Members must be excluded if they only have episodes with DrugCov=Y and MedCov=N during the query period	7,833,572	69,357,336
4	Exclusion – Members must be excluded if they only have episodes with DrugCov=Y and MedCov=N and DrugCov=N and MedCov=Y during the query period	24,823	69,332,513
5	Exclusion - Members must satisfy the age range condition within the query period	41,402,211	27,930,302
6	Exclusion - Members must meet chart availability criterion within the query period	0	27,930,302
7	Exclusion - Members must have at least one GROUP claim within the query period	27,041,307	888,995
8	Exclusion - Members must have at least one GROUP episode that meets Query incidence criterion [no GROUP claim in the prior Query 'WashPer' days]	12,566	876,429
9	Exclusion - Members must have at least one GROUP episode beginning within the age range condition	0	876,429
10	Exclusion - members must have at least one GROUP episode with at least minimum days supplied (based on MinDaysSupp criterion)	0	876,429
11	Exclusion - members must have at least one GROUP episode with at least minimum days duration (based on MinEpisDur criterion)	0	876,429
12	Exclusion - Members must have at least one GROUP episode with more than blackout days duration	0	876,429
13	Exclusion - Members must have at least one GROUP episode satisfying the enrollment criterion specified by the 'EnrDays' parameter	2,463	873,966
14	Exclusion - Members must have at least one GROUP episode satisfying the enrollment criterion specified by the Query 'WashPer' parameter	0	873,966
15	Exclusion - Members must have at least one GROUP episode satisfying the enrollment criterion specified by the Event 'WashPer' parameter	213,321	660,645
16	Exclusion - Members must have at least one GROUP episode that meets Event incidence criterion [no QUERYEVENTGROUP claim in the prior Event 'WashPer' days]	2,054	658,591
17	Exclusion - Members must have at least one GROUP episode satisfying the Exclusion enrollment requirement	0	658,591
18	Exclusion - Members must have at least one GROUP episode satisfying the Exclusion conditions	0	658,591
19	Exclusion - Members must have at least one GROUP episode satisfying the Inclusion conditions	0	658,591
20	Information - Members with at least one GROUP claim with supply and/or amount outside specified ranges	0	

**Table 5: Attrition Table**

Criterion Number	Criterion Description	Patients Excluded	Patients Remaining
21	Information - Members with at least one EVENT claim with supply and/or amount outside specified ranges	0	
22	Information - Members with at least one INCL/EXCL claim with supply and/or amount outside specified ranges	0	
<b>Alendronate and Fracture of Interest; Exposure Extension Period= 0; Minimum Episode Duration=365</b>			
1	Initial Member Count - Members with a non-missing birth date/sex at any enrollment episode overlapping the query period		111,374,264
2	Exclusion – Members must be excluded if they only have episodes with DrugCov=N and MedCov=Y during the query period	34,183,356	77,190,908
3	Exclusion – Members must be excluded if they only have episodes with DrugCov=Y and MedCov=N during the query period	7,833,572	69,357,336
4	Exclusion – Members must be excluded if they only have episodes with DrugCov=Y and MedCov=N and DrugCov=N and MedCov=Y during the query period	24,823	69,332,513
5	Exclusion - Members must satisfy the age range condition within the query period	41,402,211	27,930,302
6	Exclusion - Members must meet chart availability criterion within the query period	0	27,930,302
7	Exclusion - Members must have at least one GROUP claim within the query period	27,041,307	888,995
8	Exclusion - Members must have at least one GROUP episode that meets Query incidence criterion [no GROUP claim in the prior Query 'WashPer' days]	12,566	876,429
9	Exclusion - Members must have at least one GROUP episode beginning within the age range condition	0	876,429
10	Exclusion - members must have at least one GROUP episode with at least minimum days supplied (based on MinDaysSupp criterion)	0	876,429
11	Exclusion - members must have at least one GROUP episode with at least minimum days duration (based on MinEpisDur criterion)	561,984	314,445
12	Exclusion - Members must have at least one GROUP episode with more than blackout days duration	0	314,445
13	Exclusion - Members must have at least one GROUP episode satisfying the enrollment criterion specified by the 'EnrDays' parameter	1,616	312,829
14	Exclusion - Members must have at least one GROUP episode satisfying the enrollment criterion specified by the Query 'WashPer' parameter	0	312,829
15	Exclusion - Members must have at least one GROUP episode satisfying the enrollment criterion specified by the Event 'WashPer' parameter	118,217	194,612
16	Exclusion - Members must have at least one GROUP episode that meets Event incidence criterion [no QUEREVENTGROUP claim in the prior Event 'WashPer' days]	782	193,830
17	Exclusion - Members must have at least one GROUP episode satisfying the Exclusion enrollment requirement	0	193,830
18	Exclusion - Members must have at least one GROUP episode satisfying the Exclusion conditions	0	193,830

**Table 5: Attrition Table**

Criterion Number	Criterion Description	Patients Excluded	Patients Remaining
19	Exclusion - Members must have at least one GROUP episode satisfying the Inclusion conditions	0	193,830
20	Information - Members with at least one GROUP claim with supply and/or amount outside specified ranges	0	
21	Information - Members with at least one EVENT claim with supply and/or amount outside specified ranges	0	
22	Information - Members with at least one INCL/EXCL claim with supply and/or amount outside specified ranges	0	
<b>Alendronate and Fracture of Interest; Exposure Extension Period= 0; Minimum Episode Duration=730</b>			
1	Initial Member Count - Members with a non-missing birth date/sex at any enrollment episode overlapping the query period		111,374,264
2	Exclusion – Members must be excluded if they only have episodes with DrugCov=N and MedCov=Y during the query period	34,183,356	77,190,908
3	Exclusion – Members must be excluded if they only have episodes with DrugCov=Y and MedCov=N during the query period	7,833,572	69,357,336
4	Exclusion – Members must be excluded if they only have episodes with DrugCov=Y and MedCov=N and DrugCov=N and MedCov=Y during the query period	24,823	69,332,513
5	Exclusion - Members must satisfy the age range condition within the query period	41,402,211	27,930,302
6	Exclusion - Members must meet chart availability criterion within the query period	0	27,930,302
7	Exclusion - Members must have at least one GROUP claim within the query period	27,041,307	888,995
8	Exclusion - Members must have at least one GROUP episode that meets Query incidence criterion [no GROUP claim in the prior Query 'WashPer' days]	12,566	876,429
9	Exclusion - Members must have at least one GROUP episode beginning within the age range condition	0	876,429
10	Exclusion - members must have at least one GROUP episode with at least minimum days supplied (based on MinDaysSupp criterion)	0	876,429
11	Exclusion - members must have at least one GROUP episode with at least minimum days duration (based on MinEpisDur criterion)	730,460	145,969
12	Exclusion - Members must have at least one GROUP episode with more than blackout days duration	0	145,969
13	Exclusion - Members must have at least one GROUP episode satisfying the enrollment criterion specified by the 'EnrDays' parameter	966	145,003
14	Exclusion - Members must have at least one GROUP episode satisfying the enrollment criterion specified by the Query 'WashPer' parameter	0	145,003
15	Exclusion - Members must have at least one GROUP episode satisfying the enrollment criterion specified by the Event 'WashPer' parameter	63,838	81,165
16	Exclusion - Members must have at least one GROUP episode that meets Event incidence criterion [no QUERYEVENTGROUP claim in the prior Event 'WashPer' days]	357	80,808

**Table 5: Attrition Table**

Criterion Number	Criterion Description	Patients Excluded	Patients Remaining
17	Exclusion - Members must have at least one GROUP episode satisfying the Exclusion enrollment requirement	0	80,808
18	Exclusion - Members must have at least one GROUP episode satisfying the Exclusion conditions	0	80,808
19	Exclusion - Members must have at least one GROUP episode satisfying the Inclusion conditions	0	80,808
20	Information - Members with at least one GROUP claim with supply and/or amount outside specified ranges	0	
21	Information - Members with at least one EVENT claim with supply and/or amount outside specified ranges	0	
22	Information - Members with at least one INCL/EXCL claim with supply and/or amount outside specified ranges	0	
<b>Alendronate and Fracture of Interest; Exposure Extension Period= 0; Minimum Episode Duration= 1096</b>			
1	Initial Member Count - Members with a non-missing birth date/sex at any enrollment episode overlapping the query period		111,374,264
2	Exclusion – Members must be excluded if they only have episodes with DrugCov=N and MedCov=Y during the query period	34,183,356	77,190,908
3	Exclusion – Members must be excluded if they only have episodes with DrugCov=Y and MedCov=N during the query period	7,833,572	69,357,336
4	Exclusion – Members must be excluded if they only have episodes with DrugCov=Y and MedCov=N and DrugCov=N and MedCov=Y during the query period	24,823	69,332,513
5	Exclusion - Members must satisfy the age range condition within the query period	41,402,211	27,930,302
6	Exclusion - Members must meet chart availability criterion within the query period	0	27,930,302
7	Exclusion - Members must have at least one GROUP claim within the query period	27,041,307	888,995
8	Exclusion - Members must have at least one GROUP episode that meets Query incidence criterion [no GROUP claim in the prior Query 'WashPer' days]	12,566	876,429
9	Exclusion - Members must have at least one GROUP episode beginning within the age range condition	0	876,429
10	Exclusion - members must have at least one GROUP episode with at least minimum days supplied (based on MinDaysSupp criterion)	0	876,429
11	Exclusion - members must have at least one GROUP episode with at least minimum days duration (based on MinEpisDur criterion)	808,500	67,929
12	Exclusion - Members must have at least one GROUP episode with more than blackout days duration	0	67,929
13	Exclusion - Members must have at least one GROUP episode satisfying the enrollment criterion specified by the 'EnrDays' parameter	536	67,393
14	Exclusion - Members must have at least one GROUP episode satisfying the enrollment criterion specified by the Query 'WashPer' parameter	0	67,393

**Table 5: Attrition Table**

Criterion Number	Criterion Description	Patients Excluded	Patients Remaining
15	Exclusion - Members must have at least one GROUP episode satisfying the enrollment criterion specified by the Event 'WashPer' parameter	32,574	34,819
16	Exclusion - Members must have at least one GROUP episode that meets Event incidence criterion [no QUERYEVENTGROUP claim in the prior Event 'WashPer' days]	147	34,672
17	Exclusion - Members must have at least one GROUP episode satisfying the Exclusion enrollment requirement	0	34,672
18	Exclusion - Members must have at least one GROUP episode satisfying the Exclusion conditions	0	34,672
19	Exclusion - Members must have at least one GROUP episode satisfying the Inclusion conditions	0	34,672
20	Information - Members with at least one GROUP claim with supply and/or amount outside specified ranges	0	
21	Information - Members with at least one EVENT claim with supply and/or amount outside specified ranges	0	
22	Information - Members with at least one INCL/EXCL claim with supply and/or amount outside specified ranges	0	
<b>Alendronate and Fracture of Interest; Exposure Extension Period= 0; Minimum Episode Duration= 1461</b>			
1	Initial Member Count - Members with a non-missing birth date/sex at any enrollment episode overlapping the query period		111,374,264
2	Exclusion – Members must be excluded if they only have episodes with DrugCov=N and MedCov=Y during the query period	34,183,356	77,190,908
3	Exclusion – Members must be excluded if they only have episodes with DrugCov=Y and MedCov=N during the query period	7,833,572	69,357,336
4	Exclusion – Members must be excluded if they only have episodes with DrugCov=Y and MedCov=N and DrugCov=N and MedCov=Y during the query period	24,823	69,332,513
5	Exclusion - Members must satisfy the age range condition within the query period	41,402,211	27,930,302
6	Exclusion - Members must meet chart availability criterion within the query period	0	27,930,302
7	Exclusion - Members must have at least one GROUP claim within the query period	27,041,307	888,995
8	Exclusion - Members must have at least one GROUP episode that meets Query incidence criterion [no GROUP claim in the prior Query 'WashPer' days]	12,566	876,429
9	Exclusion - Members must have at least one GROUP episode beginning within the age range condition	0	876,429
10	Exclusion - members must have at least one GROUP episode with at least minimum days supplied (based on MinDaysSupp criterion)	0	876,429
11	Exclusion - members must have at least one GROUP episode with at least minimum days duration (based on MinEpisDur criterion)	844,665	31,764
12	Exclusion - Members must have at least one GROUP episode with more than blackout days duration	0	31,764

**Table 5: Attrition Table**

Criterion Number	Criterion Description	Patients Excluded	Patients Remaining
13	Exclusion - Members must have at least one GROUP episode satisfying the enrollment criterion specified by the 'EnrDays' parameter	305	31,459
14	Exclusion - Members must have at least one GROUP episode satisfying the enrollment criterion specified by the Query 'WashPer' parameter	0	31,459
15	Exclusion - Members must have at least one GROUP episode satisfying the enrollment criterion specified by the Event 'WashPer' parameter	16,818	14,641
16	Exclusion - Members must have at least one GROUP episode that meets Event incidence criterion [no QUERYEVENTGROUP claim in the prior Event 'WashPer' days]	52	14,589
17	Exclusion - Members must have at least one GROUP episode satisfying the Exclusion enrollment requirement	0	14,589
18	Exclusion - Members must have at least one GROUP episode satisfying the Exclusion conditions	0	14,589
19	Exclusion - Members must have at least one GROUP episode satisfying the Inclusion conditions	0	14,589
20	Information - Members with at least one GROUP claim with supply and/or amount outside specified ranges	0	
21	Information - Members with at least one EVENT claim with supply and/or amount outside specified ranges	0	
22	Information - Members with at least one INCL/EXCL claim with supply and/or amount outside specified ranges	0	
<b>Alendronate and Fracture of Interest; Exposure Extension Period= 0; Minimum Episode Duration=1826</b>			
1	Initial Member Count - Members with a non-missing birth date/sex at any enrollment episode overlapping the query period		111,374,264
2	Exclusion – Members must be excluded if they only have episodes with DrugCov=N and MedCov=Y during the query period	34,183,356	77,190,908
3	Exclusion – Members must be excluded if they only have episodes with DrugCov=Y and MedCov=N during the query period	7,833,572	69,357,336
4	Exclusion – Members must be excluded if they only have episodes with DrugCov=Y and MedCov=N and DrugCov=N and MedCov=Y during the query period	24,823	69,332,513
5	Exclusion - Members must satisfy the age range condition within the query period	41,402,211	27,930,302
6	Exclusion - Members must meet chart availability criterion within the query period	0	27,930,302
7	Exclusion - Members must have at least one GROUP claim within the query period	27,041,307	888,995
8	Exclusion - Members must have at least one GROUP episode that meets Query incidence criterion [no GROUP claim in the prior Query 'WashPer' days]	12,566	876,429
9	Exclusion - Members must have at least one GROUP episode beginning within the age range condition	0	876,429
10	Exclusion - members must have at least one GROUP episode with at least minimum days supplied (based on MinDaysSupp criterion)	0	876,429

**Table 5: Attrition Table**

Criterion Number	Criterion Description	Patients Excluded	Patients Remaining
11	Exclusion - members must have at least one GROUP episode with at least minimum days duration (based on MinEpisDur criterion)	863,038	13,391
12	Exclusion - Members must have at least one GROUP episode with more than blackout days duration	0	13,391
13	Exclusion - Members must have at least one GROUP episode satisfying the enrollment criterion specified by the 'EnrDays' parameter	144	13,247
14	Exclusion - Members must have at least one GROUP episode satisfying the enrollment criterion specified by the Query 'WashPer' parameter	0	13,247
15	Exclusion - Members must have at least one GROUP episode satisfying the enrollment criterion specified by the Event 'WashPer' parameter	7,905	5,342
16	Exclusion - Members must have at least one GROUP episode that meets Event incidence criterion [no QUERYEVENTGROUP claim in the prior Event 'WashPer' days]	17	5,325
17	Exclusion - Members must have at least one GROUP episode satisfying the Exclusion enrollment requirement	0	5,325
18	Exclusion - Members must have at least one GROUP episode satisfying the Exclusion conditions	0	5,325
19	Exclusion - Members must have at least one GROUP episode satisfying the Inclusion conditions	0	5,325
20	Information - Members with at least one GROUP claim with supply and/or amount outside specified ranges	0	
21	Information - Members with at least one EVENT claim with supply and/or amount outside specified ranges	0	
22	Information - Members with at least one INCL/EXCL claim with supply and/or amount outside specified ranges	0	
<b>Alendronate and Fracture of Interest; Exposure Extension Period=183; Minimum Episode Duration=1</b>			
1	Initial Member Count - Members with a non-missing birth date/sex at any enrollment episode overlapping the query period		111,374,264
2	Exclusion – Members must be excluded if they only have episodes with DrugCov=N and MedCov=Y during the query period	34,183,356	77,190,908
3	Exclusion – Members must be excluded if they only have episodes with DrugCov=Y and MedCov=N during the query period	7,833,572	69,357,336
4	Exclusion – Members must be excluded if they only have episodes with DrugCov=Y and MedCov=N and DrugCov=N and MedCov=Y during the query period	24,823	69,332,513
5	Exclusion - Members must satisfy the age range condition within the query period	41,402,211	27,930,302
6	Exclusion - Members must meet chart availability criterion within the query period	0	27,930,302
7	Exclusion - Members must have at least one GROUP claim within the query period	27,041,307	888,995
8	Exclusion - Members must have at least one GROUP episode that meets Query incidence criterion [no GROUP claim in the prior Query 'WashPer' days]	12,566	876,429

**Table 5: Attrition Table**

Criterion Number	Criterion Description	Patients Excluded	Patients Remaining
9	Exclusion - Members must have at least one GROUP episode beginning within the age range condition	0	876,429
10	Exclusion - members must have at least one GROUP episode with at least minimum days supplied (based on MinDaysSupp criterion)	0	876,429
11	Exclusion - members must have at least one GROUP episode with at least minimum days duration (based on MinEpisDur criterion)	0	876,429
12	Exclusion - Members must have at least one GROUP episode with more than blackout days duration	0	876,429
13	Exclusion - Members must have at least one GROUP episode satisfying the enrollment criterion specified by the 'EnrDays' parameter	2,463	873,966
14	Exclusion - Members must have at least one GROUP episode satisfying the enrollment criterion specified by the Query 'WashPer' parameter	0	873,966
15	Exclusion - Members must have at least one GROUP episode satisfying the enrollment criterion specified by the Event 'WashPer' parameter	213,321	660,645
16	Exclusion - Members must have at least one GROUP episode that meets Event incidence criterion [no QUERYEVENTGROUP claim in the prior Event 'WashPer' days]	2,054	658,591
17	Exclusion - Members must have at least one GROUP episode satisfying the Exclusion enrollment requirement	0	658,591
18	Exclusion - Members must have at least one GROUP episode satisfying the Exclusion conditions	0	658,591
19	Exclusion - Members must have at least one GROUP episode satisfying the Inclusion conditions	0	658,591
20	Information - Members with at least one GROUP claim with supply and/or amount outside specified ranges	0	
21	Information - Members with at least one EVENT claim with supply and/or amount outside specified ranges	0	
22	Information - Members with at least one INCL/EXCL claim with supply and/or amount outside specified ranges	0	
<b>Alendronate and Fracture of Interest; Exposure Extension Period=183; Minimum Episode Duration=730</b>			
1	Initial Member Count - Members with a non-missing birth date/sex at any enrollment episode overlapping the query period		111,374,264
2	Exclusion – Members must be excluded if they only have episodes with DrugCov=N and MedCov=Y during the query period	34,183,356	77,190,908
3	Exclusion – Members must be excluded if they only have episodes with DrugCov=Y and MedCov=N during the query period	7,833,572	69,357,336
4	Exclusion – Members must be excluded if they only have episodes with DrugCov=Y and MedCov=N and DrugCov=N and MedCov=Y during the query period	24,823	69,332,513
5	Exclusion - Members must satisfy the age range condition within the query period	41,402,211	27,930,302
6	Exclusion - Members must meet chart availability criterion within the query period	0	27,930,302



**Table 5: Attrition Table**

Criterion Number	Criterion Description	Patients Excluded	Patients Remaining
7	Exclusion - Members must have at least one GROUP claim within the query period	27,041,307	888,995
8	Exclusion - Members must have at least one GROUP episode that meets Query incidence criterion [no GROUP claim in the prior Query 'WashPer' days]	12,566	876,429
9	Exclusion - Members must have at least one GROUP episode beginning within the age range condition	0	876,429
10	Exclusion - members must have at least one GROUP episode with at least minimum days supplied (based on MinDaysSupp criterion)	0	876,429
11	Exclusion - members must have at least one GROUP episode with at least minimum days duration (based on MinEpisDur criterion)	702,415	174,014
12	Exclusion - Members must have at least one GROUP episode with more than blackout days duration	0	174,014
13	Exclusion - Members must have at least one GROUP episode satisfying the enrollment criterion specified by the 'EnrDays' parameter	1,100	172,914
14	Exclusion - Members must have at least one GROUP episode satisfying the enrollment criterion specified by the Query 'WashPer' parameter	0	172,914
15	Exclusion - Members must have at least one GROUP episode satisfying the enrollment criterion specified by the Event 'WashPer' parameter	73,254	99,660
16	Exclusion - Members must have at least one GROUP episode that meets Event incidence criterion [no QUERYEVENTGROUP claim in the prior Event 'WashPer' days]	432	99,228
17	Exclusion - Members must have at least one GROUP episode satisfying the Exclusion enrollment requirement	0	99,228
18	Exclusion - Members must have at least one GROUP episode satisfying the Exclusion conditions	0	99,228
19	Exclusion - Members must have at least one GROUP episode satisfying the Inclusion conditions	0	99,228
20	Information - Members with at least one GROUP claim with supply and/or amount outside specified ranges	0	
21	Information - Members with at least one EVENT claim with supply and/or amount outside specified ranges	0	
22	Information - Members with at least one INCL/EXCL claim with supply and/or amount outside specified ranges	0	
<b>Alendronate and Fracture of Interest; Exposure Extension Period=183; Minimum Episode Duration=1461</b>			
1	Initial Member Count - Members with a non-missing birth date/sex at any enrollment episode overlapping the query period		111,374,264
2	Exclusion – Members must be excluded if they only have episodes with DrugCov=N and MedCov=Y during the query period	34,183,356	77,190,908
3	Exclusion – Members must be excluded if they only have episodes with DrugCov=Y and MedCov=N during the query period	7,833,572	69,357,336

**Table 5: Attrition Table**

<b>Criterion Number</b>	<b>Criterion Description</b>	<b>Patients Excluded</b>	<b>Patients Remaining</b>
4	Exclusion – Members must be excluded if they only have episodes with DrugCov=Y and MedCov=N and DrugCov=N and MedCov=Y during the query period	24,823	69,332,513
5	Exclusion - Members must satisfy the age range condition within the query period	41,402,211	27,930,302
6	Exclusion - Members must meet chart availability criterion within the query period	0	27,930,302
7	Exclusion - Members must have at least one GROUP claim within the query period	27,041,307	888,995
8	Exclusion - Members must have at least one GROUP episode that meets Query incidence criterion [no GROUP claim in the prior Query 'WashPer' days]	12,566	876,429
9	Exclusion - Members must have at least one GROUP episode beginning within the age range condition	0	876,429
10	Exclusion - members must have at least one GROUP episode with at least minimum days supplied (based on MinDaysSupp criterion)	0	876,429
11	Exclusion - members must have at least one GROUP episode with at least minimum days duration (based on MinEpisDur criterion)	838,008	38,421
12	Exclusion - Members must have at least one GROUP episode with more than blackout days duration	0	38,421
13	Exclusion - Members must have at least one GROUP episode satisfying the enrollment criterion specified by the 'EnrDays' parameter	365	38,056
14	Exclusion - Members must have at least one GROUP episode satisfying the enrollment criterion specified by the Query 'WashPer' parameter	0	38,056
15	Exclusion - Members must have at least one GROUP episode satisfying the enrollment criterion specified by the Event 'WashPer' parameter	20,063	17,993
16	Exclusion - Members must have at least one GROUP episode that meets Event incidence criterion [no QUERYEVENTGROUP claim in the prior Event 'WashPer' days]	65	17,928
17	Exclusion - Members must have at least one GROUP episode satisfying the Exclusion enrollment requirement	0	17,928
18	Exclusion - Members must have at least one GROUP episode satisfying the Exclusion conditions	0	17,928
19	Exclusion - Members must have at least one GROUP episode satisfying the Inclusion conditions	0	17,928
20	Information - Members with at least one GROUP claim with supply and/or amount outside specified ranges	0	
21	Information - Members with at least one EVENT claim with supply and/or amount outside specified ranges	0	
22	Information - Members with at least one INCL/EXCL claim with supply and/or amount outside specified ranges	0	
<b>Alendronate and Fracture of Interest; Exposure Extension Period=365; Minimum Episode Duration=1</b>			
1	Initial Member Count - Members with a non-missing birth date/sex at any enrollment episode overlapping the query period		111,374,264

**Table 5: Attrition Table**

<b>Criterion Number</b>	<b>Criterion Description</b>	<b>Patients Excluded</b>	<b>Patients Remaining</b>
2	Exclusion – Members must be excluded if they only have episodes with DrugCov=N and MedCov=Y during the query period	34,183,356	77,190,908
3	Exclusion – Members must be excluded if they only have episodes with DrugCov=Y and MedCov=N during the query period	7,833,572	69,357,336
4	Exclusion – Members must be excluded if they only have episodes with DrugCov=Y and MedCov=N and DrugCov=N and MedCov=Y during the query period	24,823	69,332,513
5	Exclusion - Members must satisfy the age range condition within the query period	41,402,211	27,930,302
6	Exclusion - Members must meet chart availability criterion within the query period	0	27,930,302
7	Exclusion - Members must have at least one GROUP claim within the query period	27,041,307	888,995
8	Exclusion - Members must have at least one GROUP episode that meets Query incidence criterion [no GROUP claim in the prior Query 'WashPer' days]	12,566	876,429
9	Exclusion - Members must have at least one GROUP episode beginning within the age range condition	0	876,429
10	Exclusion - members must have at least one GROUP episode with at least minimum days supplied (based on MinDaysSupp criterion)	0	876,429
11	Exclusion - members must have at least one GROUP episode with at least minimum days duration (based on MinEpisDur criterion)	0	876,429
12	Exclusion - Members must have at least one GROUP episode with more than blackout days duration	0	876,429
13	Exclusion - Members must have at least one GROUP episode satisfying the enrollment criterion specified by the 'EnrDays' parameter	2,463	873,966
14	Exclusion - Members must have at least one GROUP episode satisfying the enrollment criterion specified by the Query 'WashPer' parameter	0	873,966
15	Exclusion - Members must have at least one GROUP episode satisfying the enrollment criterion specified by the Event 'WashPer' parameter	213,321	660,645
16	Exclusion - Members must have at least one GROUP episode that meets Event incidence criterion [no QUERYEVENTGROUP claim in the prior Event 'WashPer' days]	2,054	658,591
17	Exclusion - Members must have at least one GROUP episode satisfying the Exclusion enrollment requirement	0	658,591
18	Exclusion - Members must have at least one GROUP episode satisfying the Exclusion conditions	0	658,591
19	Exclusion - Members must have at least one GROUP episode satisfying the Inclusion conditions	0	658,591
20	Information - Members with at least one GROUP claim with supply and/or amount outside specified ranges	0	
21	Information - Members with at least one EVENT claim with supply and/or amount outside specified ranges	0	
22	Information - Members with at least one INCL/EXCL claim with supply and/or amount outside specified ranges	0	

**Table 5: Attrition Table**

Criterion Number	Criterion Description	Patients Excluded	Patients Remaining
<b>Alendronate and Fracture of Interest; Exposure Extension Period=365; Minimum Episode Duration=730</b>			
1	Initial Member Count - Members with a non-missing birth date/sex at any enrollment episode overlapping the query period		111,374,264
2	Exclusion – Members must be excluded if they only have episodes with DrugCov=N and MedCov=Y during the query period	34,183,356	77,190,908
3	Exclusion – Members must be excluded if they only have episodes with DrugCov=Y and MedCov=N during the query period	7,833,572	69,357,336
4	Exclusion – Members must be excluded if they only have episodes with DrugCov=Y and MedCov=N and DrugCov=N and MedCov=Y during the query period	24,823	69,332,513
5	Exclusion - Members must satisfy the age range condition within the query period	41,402,211	27,930,302
6	Exclusion - Members must meet chart availability criterion within the query period	0	27,930,302
7	Exclusion - Members must have at least one GROUP claim within the query period	27,041,307	888,995
8	Exclusion - Members must have at least one GROUP episode that meets Query incidence criterion [no GROUP claim in the prior Query 'WashPer' days]	12,566	876,429
9	Exclusion - Members must have at least one GROUP episode beginning within the age range condition	0	876,429
10	Exclusion - members must have at least one GROUP episode with at least minimum days supplied (based on MinDaysSupp criterion)	0	876,429
11	Exclusion - members must have at least one GROUP episode with at least minimum days duration (based on MinEpisDur criterion)	674,194	202,235
12	Exclusion - Members must have at least one GROUP episode with more than blackout days duration	0	202,235
13	Exclusion - Members must have at least one GROUP episode satisfying the enrollment criterion specified by the 'EnrDays' parameter	1,178	201,057
14	Exclusion - Members must have at least one GROUP episode satisfying the enrollment criterion specified by the Query 'WashPer' parameter	0	201,057
15	Exclusion - Members must have at least one GROUP episode satisfying the enrollment criterion specified by the Event 'WashPer' parameter	81,700	119,357
16	Exclusion - Members must have at least one GROUP episode that meets Event incidence criterion [no QUERYEVENTGROUP claim in the prior Event 'WashPer' days]	520	118,837
17	Exclusion - Members must have at least one GROUP episode satisfying the Exclusion enrollment requirement	0	118,837
18	Exclusion - Members must have at least one GROUP episode satisfying the Exclusion conditions	0	118,837
19	Exclusion - Members must have at least one GROUP episode satisfying the Inclusion conditions	0	118,837
20	Information - Members with at least one GROUP claim with supply and/or amount outside specified ranges	0	

**Table 5: Attrition Table**

Criterion Number	Criterion Description	Patients Excluded	Patients Remaining
21	Information - Members with at least one EVENT claim with supply and/or amount outside specified ranges	0	
22	Information - Members with at least one INCL/EXCL claim with supply and/or amount outside specified ranges	0	
<b>Alendronate and Fracture of Interest; Exposure Extension Period=365; Minimum Episode Duration=1461</b>			
1	Initial Member Count - Members with a non-missing birth date/sex at any enrollment episode overlapping the query period		111,374,264
2	Exclusion – Members must be excluded if they only have episodes with DrugCov=N and MedCov=Y during the query period	34,183,356	77,190,908
3	Exclusion – Members must be excluded if they only have episodes with DrugCov=Y and MedCov=N during the query period	7,833,572	69,357,336
4	Exclusion – Members must be excluded if they only have episodes with DrugCov=Y and MedCov=N and DrugCov=N and MedCov=Y during the query period	24,823	69,332,513
5	Exclusion - Members must satisfy the age range condition within the query period	41,402,211	27,930,302
6	Exclusion - Members must meet chart availability criterion within the query period	0	27,930,302
7	Exclusion - Members must have at least one GROUP claim within the query period	27,041,307	888,995
8	Exclusion - Members must have at least one GROUP episode that meets Query incidence criterion [no GROUP claim in the prior Query 'WashPer' days]	12,566	876,429
9	Exclusion - Members must have at least one GROUP episode beginning within the age range condition	0	876,429
10	Exclusion - members must have at least one GROUP episode with at least minimum days supplied (based on MinDaysSupp criterion)	0	876,429
11	Exclusion - members must have at least one GROUP episode with at least minimum days duration (based on MinEpisDur criterion)	831,558	44,871
12	Exclusion - Members must have at least one GROUP episode with more than blackout days duration	0	44,871
13	Exclusion - Members must have at least one GROUP episode satisfying the enrollment criterion specified by the 'EnrDays' parameter	417	44,454
14	Exclusion - Members must have at least one GROUP episode satisfying the enrollment criterion specified by the Query 'WashPer' parameter	0	44,454
15	Exclusion - Members must have at least one GROUP episode satisfying the enrollment criterion specified by the Event 'WashPer' parameter	23,105	21,349
16	Exclusion - Members must have at least one GROUP episode that meets Event incidence criterion [no QUERYEVENTGROUP claim in the prior Event 'WashPer' days]	85	21,264
17	Exclusion - Members must have at least one GROUP episode satisfying the Exclusion enrollment requirement	0	21,264
18	Exclusion - Members must have at least one GROUP episode satisfying the Exclusion conditions	0	21,264

**Table 5: Attrition Table**

Criterion Number	Criterion Description	Patients Excluded	Patients Remaining
19	Exclusion - Members must have at least one GROUP episode satisfying the Inclusion conditions	0	21,264
20	Information - Members with at least one GROUP claim with supply and/or amount outside specified ranges	0	
21	Information - Members with at least one EVENT claim with supply and/or amount outside specified ranges	0	
22	Information - Members with at least one INCL/EXCL claim with supply and/or amount outside specified ranges	0	
<b>Alendronate and Esophageal Cancer; Exposure Extension Period= 0; Minimum Episode Duration=1</b>			
1	Initial Member Count - Members with a non-missing birth date/sex at any enrollment episode overlapping the query period		111,374,264
2	Exclusion – Members must be excluded if they only have episodes with DrugCov=N and MedCov=Y during the query period	34,183,356	77,190,908
3	Exclusion – Members must be excluded if they only have episodes with DrugCov=Y and MedCov=N during the query period	7,833,572	69,357,336
4	Exclusion – Members must be excluded if they only have episodes with DrugCov=Y and MedCov=N and DrugCov=N and MedCov=Y during the query period	24,823	69,332,513
5	Exclusion - Members must satisfy the age range condition within the query period	41,402,211	27,930,302
6	Exclusion - Members must meet chart availability criterion within the query period	0	27,930,302
7	Exclusion - Members must have at least one GROUP claim within the query period	27,041,307	888,995
8	Exclusion - Members must have at least one GROUP episode that meets Query incidence criterion [no GROUP claim in the prior Query 'WashPer' days]	12,566	876,429
9	Exclusion - Members must have at least one GROUP episode beginning within the age range condition	0	876,429
10	Exclusion - members must have at least one GROUP episode with at least minimum days supplied (based on MinDaysSupp criterion)	0	876,429
11	Exclusion - members must have at least one GROUP episode with at least minimum days duration (based on MinEpisDur criterion)	0	876,429
12	Exclusion - Members must have at least one GROUP episode with more than blackout days duration	0	876,429
13	Exclusion - Members must have at least one GROUP episode satisfying the enrollment criterion specified by the 'EnrDays' parameter	2,463	873,966
14	Exclusion - Members must have at least one GROUP episode satisfying the enrollment criterion specified by the Query 'WashPer' parameter	0	873,966
15	Exclusion - Members must have at least one GROUP episode satisfying the enrollment criterion specified by the Event 'WashPer' parameter	213,321	660,645
16	Exclusion - Members must have at least one GROUP episode that meets Event incidence criterion [no QUERYEVENTGROUP claim in the prior Event 'WashPer' days]	77	660,568

**Table 5: Attrition Table**

Criterion Number	Criterion Description	Patients Excluded	Patients Remaining
17	Exclusion - Members must have at least one GROUP episode satisfying the Exclusion enrollment requirement	0	660,568
18	Exclusion - Members must have at least one GROUP episode satisfying the Exclusion conditions	0	660,568
19	Exclusion - Members must have at least one GROUP episode satisfying the Inclusion conditions	0	660,568
20	Information - Members with at least one GROUP claim with supply and/or amount outside specified ranges	0	
21	Information - Members with at least one EVENT claim with supply and/or amount outside specified ranges	0	
22	Information - Members with at least one INCL/EXCL claim with supply and/or amount outside specified ranges	0	
<b>Alendronate and Esophageal Cancer; Exposure Extension Period= 0; Minimum Episode Duration=365</b>			
1	Initial Member Count - Members with a non-missing birth date/sex at any enrollment episode overlapping the query period		111,374,264
2	Exclusion – Members must be excluded if they only have episodes with DrugCov=N and MedCov=Y during the query period	34,183,356	77,190,908
3	Exclusion – Members must be excluded if they only have episodes with DrugCov=Y and MedCov=N during the query period	7,833,572	69,357,336
4	Exclusion – Members must be excluded if they only have episodes with DrugCov=Y and MedCov=N and DrugCov=N and MedCov=Y during the query period	24,823	69,332,513
5	Exclusion - Members must satisfy the age range condition within the query period	41,402,211	27,930,302
6	Exclusion - Members must meet chart availability criterion within the query period	0	27,930,302
7	Exclusion - Members must have at least one GROUP claim within the query period	27,041,307	888,995
8	Exclusion - Members must have at least one GROUP episode that meets Query incidence criterion [no GROUP claim in the prior Query 'WashPer' days]	12,566	876,429
9	Exclusion - Members must have at least one GROUP episode beginning within the age range condition	0	876,429
10	Exclusion - members must have at least one GROUP episode with at least minimum days supplied (based on MinDaysSupp criterion)	0	876,429
11	Exclusion - members must have at least one GROUP episode with at least minimum days duration (based on MinEpisDur criterion)	561,984	314,445
12	Exclusion - Members must have at least one GROUP episode with more than blackout days duration	0	314,445
13	Exclusion - Members must have at least one GROUP episode satisfying the enrollment criterion specified by the 'EnrDays' parameter	1,616	312,829
14	Exclusion - Members must have at least one GROUP episode satisfying the enrollment criterion specified by the Query 'WashPer' parameter	0	312,829

**Table 5: Attrition Table**

Criterion Number	Criterion Description	Patients Excluded	Patients Remaining
15	Exclusion - Members must have at least one GROUP episode satisfying the enrollment criterion specified by the Event 'WashPer' parameter	118,217	194,612
16	Exclusion - Members must have at least one GROUP episode that meets Event incidence criterion [no QUERYEVENTGROUP claim in the prior Event 'WashPer' days]	22	194,590
17	Exclusion - Members must have at least one GROUP episode satisfying the Exclusion enrollment requirement	0	194,590
18	Exclusion - Members must have at least one GROUP episode satisfying the Exclusion conditions	0	194,590
19	Exclusion - Members must have at least one GROUP episode satisfying the Inclusion conditions	0	194,590
20	Information - Members with at least one GROUP claim with supply and/or amount outside specified ranges	0	
21	Information - Members with at least one EVENT claim with supply and/or amount outside specified ranges	0	
22	Information - Members with at least one INCL/EXCL claim with supply and/or amount outside specified ranges	0	
<b>Alendronate and Esophageal Cancer; Exposure Extension Period= 0; Minimum Episode Duration=730</b>			
1	Initial Member Count - Members with a non-missing birth date/sex at any enrollment episode overlapping the query period		111,374,264
2	Exclusion – Members must be excluded if they only have episodes with DrugCov=N and MedCov=Y during the query period	34,183,356	77,190,908
3	Exclusion – Members must be excluded if they only have episodes with DrugCov=Y and MedCov=N during the query period	7,833,572	69,357,336
4	Exclusion – Members must be excluded if they only have episodes with DrugCov=Y and MedCov=N and DrugCov=N and MedCov=Y during the query period	24,823	69,332,513
5	Exclusion - Members must satisfy the age range condition within the query period	41,402,211	27,930,302
6	Exclusion - Members must meet chart availability criterion within the query period	0	27,930,302
7	Exclusion - Members must have at least one GROUP claim within the query period	27,041,307	888,995
8	Exclusion - Members must have at least one GROUP episode that meets Query incidence criterion [no GROUP claim in the prior Query 'WashPer' days]	12,566	876,429
9	Exclusion - Members must have at least one GROUP episode beginning within the age range condition	0	876,429
10	Exclusion - members must have at least one GROUP episode with at least minimum days supplied (based on MinDaysSupp criterion)	0	876,429
11	Exclusion - members must have at least one GROUP episode with at least minimum days duration (based on MinEpisDur criterion)	730,460	145,969
12	Exclusion - Members must have at least one GROUP episode with more than blackout days duration	0	145,969



**Table 5: Attrition Table**

Criterion Number	Criterion Description	Patients Excluded	Patients Remaining
13	Exclusion - Members must have at least one GROUP episode satisfying the enrollment criterion specified by the 'EnrDays' parameter	966	145,003
14	Exclusion - Members must have at least one GROUP episode satisfying the enrollment criterion specified by the Query 'WashPer' parameter	0	145,003
15	Exclusion - Members must have at least one GROUP episode satisfying the enrollment criterion specified by the Event 'WashPer' parameter	63,838	81,165
16	Exclusion - Members must have at least one GROUP episode that meets Event incidence criterion [no QUERYEVENTGROUP claim in the prior Event 'WashPer' days]	7	81,158
17	Exclusion - Members must have at least one GROUP episode satisfying the Exclusion enrollment requirement	0	81,158
18	Exclusion - Members must have at least one GROUP episode satisfying the Exclusion conditions	0	81,158
19	Exclusion - Members must have at least one GROUP episode satisfying the Inclusion conditions	0	81,158
20	Information - Members with at least one GROUP claim with supply and/or amount outside specified ranges	0	
21	Information - Members with at least one EVENT claim with supply and/or amount outside specified ranges	0	
22	Information - Members with at least one INCL/EXCL claim with supply and/or amount outside specified ranges	0	
<b>Alendronate and Esophageal Cancer; Exposure Extension Period= 0; Minimum Episode Duration=1096</b>			
1	Initial Member Count - Members with a non-missing birth date/sex at any enrollment episode overlapping the query period		111,374,264
2	Exclusion – Members must be excluded if they only have episodes with DrugCov=N and MedCov=Y during the query period	34,183,356	77,190,908
3	Exclusion – Members must be excluded if they only have episodes with DrugCov=Y and MedCov=N during the query period	7,833,572	69,357,336
4	Exclusion – Members must be excluded if they only have episodes with DrugCov=Y and MedCov=N and DrugCov=N and MedCov=Y during the query period	24,823	69,332,513
5	Exclusion - Members must satisfy the age range condition within the query period	41,402,211	27,930,302
6	Exclusion - Members must meet chart availability criterion within the query period	0	27,930,302
7	Exclusion - Members must have at least one GROUP claim within the query period	27,041,307	888,995
8	Exclusion - Members must have at least one GROUP episode that meets Query incidence criterion [no GROUP claim in the prior Query 'WashPer' days]	12,566	876,429
9	Exclusion - Members must have at least one GROUP episode beginning within the age range condition	0	876,429
10	Exclusion - members must have at least one GROUP episode with at least minimum days supplied (based on MinDaysSupp criterion)	0	876,429

**Table 5: Attrition Table**

Criterion Number	Criterion Description	Patients Excluded	Patients Remaining
11	Exclusion - members must have at least one GROUP episode with at least minimum days duration (based on MinEpisDur criterion)	808,500	67,929
12	Exclusion - Members must have at least one GROUP episode with more than blackout days duration	0	67,929
13	Exclusion - Members must have at least one GROUP episode satisfying the enrollment criterion specified by the 'EnrDays' parameter	536	67,393
14	Exclusion - Members must have at least one GROUP episode satisfying the enrollment criterion specified by the Query 'WashPer' parameter	0	67,393
15	Exclusion - Members must have at least one GROUP episode satisfying the enrollment criterion specified by the Event 'WashPer' parameter	32,574	34,819
16	Exclusion - Members must have at least one GROUP episode that meets Event incidence criterion [no QUERYEVENTGROUP claim in the prior Event 'WashPer' days]	3	34,816
17	Exclusion - Members must have at least one GROUP episode satisfying the Exclusion enrollment requirement	0	34,816
18	Exclusion - Members must have at least one GROUP episode satisfying the Exclusion conditions	0	34,816
19	Exclusion - Members must have at least one GROUP episode satisfying the Inclusion conditions	0	34,816
20	Information - Members with at least one GROUP claim with supply and/or amount outside specified ranges	0	
21	Information - Members with at least one EVENT claim with supply and/or amount outside specified ranges	0	
22	Information - Members with at least one INCL/EXCL claim with supply and/or amount outside specified ranges	0	

**Alendronate and Esophageal Cancer; Exposure Extension Period= 0; Minimum Episode Duration=1461**

1	Initial Member Count - Members with a non-missing birth date/sex at any enrollment episode overlapping the query period		111,374,264
2	Exclusion – Members must be excluded if they only have episodes with DrugCov=N and MedCov=Y during the query period	34,183,356	77,190,908
3	Exclusion – Members must be excluded if they only have episodes with DrugCov=Y and MedCov=N during the query period	7,833,572	69,357,336
4	Exclusion – Members must be excluded if they only have episodes with DrugCov=Y and MedCov=N and DrugCov=N and MedCov=Y during the query period	24,823	69,332,513
5	Exclusion - Members must satisfy the age range condition within the query period	41,402,211	27,930,302
6	Exclusion - Members must meet chart availability criterion within the query period	0	27,930,302
7	Exclusion - Members must have at least one GROUP claim within the query period	27,041,307	888,995
8	Exclusion - Members must have at least one GROUP episode that meets Query incidence criterion [no GROUP claim in the prior Query 'WashPer' days]	12,566	876,429

**Table 5: Attrition Table**

Criterion Number	Criterion Description	Patients Excluded	Patients Remaining
9	Exclusion - Members must have at least one GROUP episode beginning within the age range condition	0	876,429
10	Exclusion - members must have at least one GROUP episode with at least minimum days supplied (based on MinDaysSupp criterion)	0	876,429
11	Exclusion - members must have at least one GROUP episode with at least minimum days duration (based on MinEpisDur criterion)	844,665	31,764
12	Exclusion - Members must have at least one GROUP episode with more than blackout days duration	0	31,764
13	Exclusion - Members must have at least one GROUP episode satisfying the enrollment criterion specified by the 'EnrDays' parameter	305	31,459
14	Exclusion - Members must have at least one GROUP episode satisfying the enrollment criterion specified by the Query 'WashPer' parameter	0	31,459
15	Exclusion - Members must have at least one GROUP episode satisfying the enrollment criterion specified by the Event 'WashPer' parameter	16,818	14,641
16	Exclusion - Members must have at least one GROUP episode that meets Event incidence criterion [no QUERYEVENTGROUP claim in the prior Event 'WashPer' days]	0	14,641
17	Exclusion - Members must have at least one GROUP episode satisfying the Exclusion enrollment requirement	0	14,641
18	Exclusion - Members must have at least one GROUP episode satisfying the Exclusion conditions	0	14,641
19	Exclusion - Members must have at least one GROUP episode satisfying the Inclusion conditions	0	14,641
20	Information - Members with at least one GROUP claim with supply and/or amount outside specified ranges	0	
21	Information - Members with at least one EVENT claim with supply and/or amount outside specified ranges	0	
22	Information - Members with at least one INCL/EXCL claim with supply and/or amount outside specified ranges	0	
<b>Alendronate and Esophageal Cancer; Exposure Extension Period= 0; Minimum Episode Duration=1826</b>			
1	Initial Member Count - Members with a non-missing birth date/sex at any enrollment episode overlapping the query period		111,374,264
2	Exclusion – Members must be excluded if they only have episodes with DrugCov=N and MedCov=Y during the query period	34,183,356	77,190,908
3	Exclusion – Members must be excluded if they only have episodes with DrugCov=Y and MedCov=N during the query period	7,833,572	69,357,336
4	Exclusion – Members must be excluded if they only have episodes with DrugCov=Y and MedCov=N and DrugCov=N and MedCov=Y during the query period	24,823	69,332,513
5	Exclusion - Members must satisfy the age range condition within the query period	41,402,211	27,930,302
6	Exclusion - Members must meet chart availability criterion within the query period	0	27,930,302

**Table 5: Attrition Table**

Criterion Number	Criterion Description	Patients Excluded	Patients Remaining
7	Exclusion - Members must have at least one GROUP claim within the query period	27,041,307	888,995
8	Exclusion - Members must have at least one GROUP episode that meets Query incidence criterion [no GROUP claim in the prior Query 'WashPer' days]	12,566	876,429
9	Exclusion - Members must have at least one GROUP episode beginning within the age range condition	0	876,429
10	Exclusion - members must have at least one GROUP episode with at least minimum days supplied (based on MinDaysSupp criterion)	0	876,429
11	Exclusion - members must have at least one GROUP episode with at least minimum days duration (based on MinEpisDur criterion)	863,038	13,391
12	Exclusion - Members must have at least one GROUP episode with more than blackout days duration	0	13,391
13	Exclusion - Members must have at least one GROUP episode satisfying the enrollment criterion specified by the 'EnrDays' parameter	144	13,247
14	Exclusion - Members must have at least one GROUP episode satisfying the enrollment criterion specified by the Query 'WashPer' parameter	0	13,247
15	Exclusion - Members must have at least one GROUP episode satisfying the enrollment criterion specified by the Event 'WashPer' parameter	7,905	5,342
16	Exclusion - Members must have at least one GROUP episode that meets Event incidence criterion [no QUERYEVENTGROUP claim in the prior Event 'WashPer' days]	0	5,342
17	Exclusion - Members must have at least one GROUP episode satisfying the Exclusion enrollment requirement	0	5,342
18	Exclusion - Members must have at least one GROUP episode satisfying the Exclusion conditions	0	5,342
19	Exclusion - Members must have at least one GROUP episode satisfying the Inclusion conditions	0	5,342
20	Information - Members with at least one GROUP claim with supply and/or amount outside specified ranges	0	
21	Information - Members with at least one EVENT claim with supply and/or amount outside specified ranges	0	
22	Information - Members with at least one INCL/EXCL claim with supply and/or amount outside specified ranges	0	
<b>Alendronate and Esophageal Cancer; Exposure Extension Period=183; Minimum Episode Duration=1</b>			
1	Initial Member Count - Members with a non-missing birth date/sex at any enrollment episode overlapping the query period		111,374,264
2	Exclusion – Members must be excluded if they only have episodes with DrugCov=N and MedCov=Y during the query period	34,183,356	77,190,908
3	Exclusion – Members must be excluded if they only have episodes with DrugCov=Y and MedCov=N during the query period	7,833,572	69,357,336

**Table 5: Attrition Table**

Criterion Number	Criterion Description	Patients Excluded	Patients Remaining
4	Exclusion – Members must be excluded if they only have episodes with DrugCov=Y and MedCov=N and DrugCov=N and MedCov=Y during the query period	24,823	69,332,513
5	Exclusion - Members must satisfy the age range condition within the query period	41,402,211	27,930,302
6	Exclusion - Members must meet chart availability criterion within the query period	0	27,930,302
7	Exclusion - Members must have at least one GROUP claim within the query period	27,041,307	888,995
8	Exclusion - Members must have at least one GROUP episode that meets Query incidence criterion [no GROUP claim in the prior Query 'WashPer' days]	12,566	876,429
9	Exclusion - Members must have at least one GROUP episode beginning within the age range condition	0	876,429
10	Exclusion - members must have at least one GROUP episode with at least minimum days supplied (based on MinDaysSupp criterion)	0	876,429
11	Exclusion - members must have at least one GROUP episode with at least minimum days duration (based on MinEpisDur criterion)	0	876,429
12	Exclusion - Members must have at least one GROUP episode with more than blackout days duration	0	876,429
13	Exclusion - Members must have at least one GROUP episode satisfying the enrollment criterion specified by the 'EnrDays' parameter	2,463	873,966
14	Exclusion - Members must have at least one GROUP episode satisfying the enrollment criterion specified by the Query 'WashPer' parameter	0	873,966
15	Exclusion - Members must have at least one GROUP episode satisfying the enrollment criterion specified by the Event 'WashPer' parameter	213,321	660,645
16	Exclusion - Members must have at least one GROUP episode that meets Event incidence criterion [no QUERYEVENTGROUP claim in the prior Event 'WashPer' days]	77	660,568
17	Exclusion - Members must have at least one GROUP episode satisfying the Exclusion enrollment requirement	0	660,568
18	Exclusion - Members must have at least one GROUP episode satisfying the Exclusion conditions	0	660,568
19	Exclusion - Members must have at least one GROUP episode satisfying the Inclusion conditions	0	660,568
20	Information - Members with at least one GROUP claim with supply and/or amount outside specified ranges	0	
21	Information - Members with at least one EVENT claim with supply and/or amount outside specified ranges	0	
22	Information - Members with at least one INCL/EXCL claim with supply and/or amount outside specified ranges	0	
<b>Alendronate and Esophageal Cancer; Exposure Extension Period=183; Minimum Episode Duration=730</b>			
1	Initial Member Count - Members with a non-missing birth date/sex at any enrollment episode overlapping the query period		111,374,264

**Table 5: Attrition Table**

Criterion Number	Criterion Description	Patients Excluded	Patients Remaining
2	Exclusion – Members must be excluded if they only have episodes with DrugCov=N and MedCov=Y during the query period	34,183,356	77,190,908
3	Exclusion – Members must be excluded if they only have episodes with DrugCov=Y and MedCov=N during the query period	7,833,572	69,357,336
4	Exclusion – Members must be excluded if they only have episodes with DrugCov=Y and MedCov=N and DrugCov=N and MedCov=Y during the query period	24,823	69,332,513
5	Exclusion - Members must satisfy the age range condition within the query period	41,402,211	27,930,302
6	Exclusion - Members must meet chart availability criterion within the query period	0	27,930,302
7	Exclusion - Members must have at least one GROUP claim within the query period	27,041,307	888,995
8	Exclusion - Members must have at least one GROUP episode that meets Query incidence criterion [no GROUP claim in the prior Query 'WashPer' days]	12,566	876,429
9	Exclusion - Members must have at least one GROUP episode beginning within the age range condition	0	876,429
10	Exclusion - members must have at least one GROUP episode with at least minimum days supplied (based on MinDaysSupp criterion)	0	876,429
11	Exclusion - members must have at least one GROUP episode with at least minimum days duration (based on MinEpisDur criterion)	702,415	174,014
12	Exclusion - Members must have at least one GROUP episode with more than blackout days duration	0	174,014
13	Exclusion - Members must have at least one GROUP episode satisfying the enrollment criterion specified by the 'EnrDays' parameter	1,100	172,914
14	Exclusion - Members must have at least one GROUP episode satisfying the enrollment criterion specified by the Query 'WashPer' parameter	0	172,914
15	Exclusion - Members must have at least one GROUP episode satisfying the enrollment criterion specified by the Event 'WashPer' parameter	73,254	99,660
16	Exclusion - Members must have at least one GROUP episode that meets Event incidence criterion [no QUERYEVENTGROUP claim in the prior Event 'WashPer' days]	8	99,652
17	Exclusion - Members must have at least one GROUP episode satisfying the Exclusion enrollment requirement	0	99,652
18	Exclusion - Members must have at least one GROUP episode satisfying the Exclusion conditions	0	99,652
19	Exclusion - Members must have at least one GROUP episode satisfying the Inclusion conditions	0	99,652
20	Information - Members with at least one GROUP claim with supply and/or amount outside specified ranges	0	
21	Information - Members with at least one EVENT claim with supply and/or amount outside specified ranges	0	
22	Information - Members with at least one INCL/EXCL claim with supply and/or amount outside specified ranges	0	

**Table 5: Attrition Table**

Criterion Number	Criterion Description	Patients Excluded	Patients Remaining
<b>Alendronate and Esophageal Cancer; Exposure Extension Period=183; Minimum Episode Duration=1461</b>			
1	Initial Member Count - Members with a non-missing birth date/sex at any enrollment episode overlapping the query period		111,374,264
2	Exclusion – Members must be excluded if they only have episodes with DrugCov=N and MedCov=Y during the query period	34,183,356	77,190,908
3	Exclusion – Members must be excluded if they only have episodes with DrugCov=Y and MedCov=N during the query period	7,833,572	69,357,336
4	Exclusion – Members must be excluded if they only have episodes with DrugCov=Y and MedCov=N and DrugCov=N and MedCov=Y during the query period	24,823	69,332,513
5	Exclusion - Members must satisfy the age range condition within the query period	41,402,211	27,930,302
6	Exclusion - Members must meet chart availability criterion within the query period	0	27,930,302
7	Exclusion - Members must have at least one GROUP claim within the query period	27,041,307	888,995
8	Exclusion - Members must have at least one GROUP episode that meets Query incidence criterion [no GROUP claim in the prior Query 'WashPer' days]	12,566	876,429
9	Exclusion - Members must have at least one GROUP episode beginning within the age range condition	0	876,429
10	Exclusion - members must have at least one GROUP episode with at least minimum days supplied (based on MinDaysSupp criterion)	0	876,429
11	Exclusion - members must have at least one GROUP episode with at least minimum days duration (based on MinEpisDur criterion)	838,008	38,421
12	Exclusion - Members must have at least one GROUP episode with more than blackout days duration	0	38,421
13	Exclusion - Members must have at least one GROUP episode satisfying the enrollment criterion specified by the 'EnrDays' parameter	365	38,056
14	Exclusion - Members must have at least one GROUP episode satisfying the enrollment criterion specified by the Query 'WashPer' parameter	0	38,056
15	Exclusion - Members must have at least one GROUP episode satisfying the enrollment criterion specified by the Event 'WashPer' parameter	20,063	17,993
16	Exclusion - Members must have at least one GROUP episode that meets Event incidence criterion [no QUERYEVENTGROUP claim in the prior Event 'WashPer' days]	0	17,993
17	Exclusion - Members must have at least one GROUP episode satisfying the Exclusion enrollment requirement	0	17,993
18	Exclusion - Members must have at least one GROUP episode satisfying the Exclusion conditions	0	17,993
19	Exclusion - Members must have at least one GROUP episode satisfying the Inclusion conditions	0	17,993
20	Information - Members with at least one GROUP claim with supply and/or amount outside specified ranges	0	

**Table 5: Attrition Table**

Criterion Number	Criterion Description	Patients Excluded	Patients Remaining
21	Information - Members with at least one EVENT claim with supply and/or amount outside specified ranges	0	
22	Information - Members with at least one INCL/EXCL claim with supply and/or amount outside specified ranges	0	
<b>Alendronate and Esophageal Cancer; Exposure Extension Period=365; Minimum Episode Duration=1</b>			
1	Initial Member Count - Members with a non-missing birth date/sex at any enrollment episode overlapping the query period		111,374,264
2	Exclusion – Members must be excluded if they only have episodes with DrugCov=N and MedCov=Y during the query period	34,183,356	77,190,908
3	Exclusion – Members must be excluded if they only have episodes with DrugCov=Y and MedCov=N during the query period	7,833,572	69,357,336
4	Exclusion – Members must be excluded if they only have episodes with DrugCov=Y and MedCov=N and DrugCov=N and MedCov=Y during the query period	24,823	69,332,513
5	Exclusion - Members must satisfy the age range condition within the query period	41,402,211	27,930,302
6	Exclusion - Members must meet chart availability criterion within the query period	0	27,930,302
7	Exclusion - Members must have at least one GROUP claim within the query period	27,041,307	888,995
8	Exclusion - Members must have at least one GROUP episode that meets Query incidence criterion [no GROUP claim in the prior Query 'WashPer' days]	12,566	876,429
9	Exclusion - Members must have at least one GROUP episode beginning within the age range condition	0	876,429
10	Exclusion - members must have at least one GROUP episode with at least minimum days supplied (based on MinDaysSupp criterion)	0	876,429
11	Exclusion - members must have at least one GROUP episode with at least minimum days duration (based on MinEpisDur criterion)	0	876,429
12	Exclusion - Members must have at least one GROUP episode with more than blackout days duration	0	876,429
13	Exclusion - Members must have at least one GROUP episode satisfying the enrollment criterion specified by the 'EnrDays' parameter	2,463	873,966
14	Exclusion - Members must have at least one GROUP episode satisfying the enrollment criterion specified by the Query 'WashPer' parameter	0	873,966
15	Exclusion - Members must have at least one GROUP episode satisfying the enrollment criterion specified by the Event 'WashPer' parameter	213,321	660,645
16	Exclusion - Members must have at least one GROUP episode that meets Event incidence criterion [no QUERYEVENTGROUP claim in the prior Event 'WashPer' days]	77	660,568
17	Exclusion - Members must have at least one GROUP episode satisfying the Exclusion enrollment requirement	0	660,568
18	Exclusion - Members must have at least one GROUP episode satisfying the Exclusion conditions	0	660,568



**Table 5: Attrition Table**

Criterion Number	Criterion Description	Patients Excluded	Patients Remaining
19	Exclusion - Members must have at least one GROUP episode satisfying the Inclusion conditions	0	660,568
20	Information - Members with at least one GROUP claim with supply and/or amount outside specified ranges	0	
21	Information - Members with at least one EVENT claim with supply and/or amount outside specified ranges	0	
22	Information - Members with at least one INCL/EXCL claim with supply and/or amount outside specified ranges	0	
<b>Alendronate and Esophageal Cancer; Exposure Extension Period=365; Minimum Episode Duration=730</b>			
1	Initial Member Count - Members with a non-missing birth date/sex at any enrollment episode overlapping the query period		111,374,264
2	Exclusion – Members must be excluded if they only have episodes with DrugCov=N and MedCov=Y during the query period	34,183,356	77,190,908
3	Exclusion – Members must be excluded if they only have episodes with DrugCov=Y and MedCov=N during the query period	7,833,572	69,357,336
4	Exclusion – Members must be excluded if they only have episodes with DrugCov=Y and MedCov=N and DrugCov=N and MedCov=Y during the query period	24,823	69,332,513
5	Exclusion - Members must satisfy the age range condition within the query period	41,402,211	27,930,302
6	Exclusion - Members must meet chart availability criterion within the query period	0	27,930,302
7	Exclusion - Members must have at least one GROUP claim within the query period	27,041,307	888,995
8	Exclusion - Members must have at least one GROUP episode that meets Query incidence criterion [no GROUP claim in the prior Query 'WashPer' days]	12,566	876,429
9	Exclusion - Members must have at least one GROUP episode beginning within the age range condition	0	876,429
10	Exclusion - members must have at least one GROUP episode with at least minimum days supplied (based on MinDaysSupp criterion)	0	876,429
11	Exclusion - members must have at least one GROUP episode with at least minimum days duration (based on MinEpisDur criterion)	674,194	202,235
12	Exclusion - Members must have at least one GROUP episode with more than blackout days duration	0	202,235
13	Exclusion - Members must have at least one GROUP episode satisfying the enrollment criterion specified by the 'EnrDays' parameter	1,178	201,057
14	Exclusion - Members must have at least one GROUP episode satisfying the enrollment criterion specified by the Query 'WashPer' parameter	0	201,057
15	Exclusion - Members must have at least one GROUP episode satisfying the enrollment criterion specified by the Event 'WashPer' parameter	81,700	119,357
16	Exclusion - Members must have at least one GROUP episode that meets Event incidence criterion [no QUERYEVENTGROUP claim in the prior Event 'WashPer' days]	7	119,350

**Table 5: Attrition Table**

Criterion Number	Criterion Description	Patients Excluded	Patients Remaining
17	Exclusion - Members must have at least one GROUP episode satisfying the Exclusion enrollment requirement	0	119,350
18	Exclusion - Members must have at least one GROUP episode satisfying the Exclusion conditions	0	119,350
19	Exclusion - Members must have at least one GROUP episode satisfying the Inclusion conditions	0	119,350
20	Information - Members with at least one GROUP claim with supply and/or amount outside specified ranges	0	
21	Information - Members with at least one EVENT claim with supply and/or amount outside specified ranges	0	
22	Information - Members with at least one INCL/EXCL claim with supply and/or amount outside specified ranges	0	
<b>Alendronate and Esophageal Cancer; Exposure Extension Period=365; Minimum Episode Duration=1461</b>			
1	Initial Member Count - Members with a non-missing birth date/sex at any enrollment episode overlapping the query period		111,374,264
2	Exclusion – Members must be excluded if they only have episodes with DrugCov=N and MedCov=Y during the query period	34,183,356	77,190,908
3	Exclusion – Members must be excluded if they only have episodes with DrugCov=Y and MedCov=N during the query period	7,833,572	69,357,336
4	Exclusion – Members must be excluded if they only have episodes with DrugCov=Y and MedCov=N and DrugCov=N and MedCov=Y during the query period	24,823	69,332,513
5	Exclusion - Members must satisfy the age range condition within the query period	41,402,211	27,930,302
6	Exclusion - Members must meet chart availability criterion within the query period	0	27,930,302
7	Exclusion - Members must have at least one GROUP claim within the query period	27,041,307	888,995
8	Exclusion - Members must have at least one GROUP episode that meets Query incidence criterion [no GROUP claim in the prior Query 'WashPer' days]	12,566	876,429
9	Exclusion - Members must have at least one GROUP episode beginning within the age range condition	0	876,429
10	Exclusion - members must have at least one GROUP episode with at least minimum days supplied (based on MinDaysSupp criterion)	0	876,429
11	Exclusion - members must have at least one GROUP episode with at least minimum days duration (based on MinEpisDur criterion)	831,558	44,871
12	Exclusion - Members must have at least one GROUP episode with more than blackout days duration	0	44,871
13	Exclusion - Members must have at least one GROUP episode satisfying the enrollment criterion specified by the 'EnrDays' parameter	417	44,454
14	Exclusion - Members must have at least one GROUP episode satisfying the enrollment criterion specified by the Query 'WashPer' parameter	0	44,454

**Table 5: Attrition Table**

Criterion Number	Criterion Description	Patients Excluded	Patients Remaining
15	Exclusion - Members must have at least one GROUP episode satisfying the enrollment criterion specified by the Event 'WashPer' parameter	23,105	21,349
16	Exclusion - Members must have at least one GROUP episode that meets Event incidence criterion [no QUERYEVENTGROUP claim in the prior Event 'WashPer' days]	1	21,348
17	Exclusion - Members must have at least one GROUP episode satisfying the Exclusion enrollment requirement	0	21,348
18	Exclusion - Members must have at least one GROUP episode satisfying the Exclusion conditions	0	21,348
19	Exclusion - Members must have at least one GROUP episode satisfying the Inclusion conditions	0	21,348
20	Information - Members with at least one GROUP claim with supply and/or amount outside specified ranges	0	
21	Information - Members with at least one EVENT claim with supply and/or amount outside specified ranges	0	
22	Information - Members with at least one INCL/EXCL claim with supply and/or amount outside specified ranges	0	
<b>Alendronate and Hip Fracture; Exposure Extension Period= 0; Minimum Episode Duration=1</b>			
1	Initial Member Count - Members with a non-missing birth date/sex at any enrollment episode overlapping the query period		111,374,264
2	Exclusion – Members must be excluded if they only have episodes with DrugCov=N and MedCov=Y during the query period	34,183,356	77,190,908
3	Exclusion – Members must be excluded if they only have episodes with DrugCov=Y and MedCov=N during the query period	7,833,572	69,357,336
4	Exclusion – Members must be excluded if they only have episodes with DrugCov=Y and MedCov=N and DrugCov=N and MedCov=Y during the query period	24,823	69,332,513
5	Exclusion - Members must satisfy the age range condition within the query period	41,402,211	27,930,302
6	Exclusion - Members must meet chart availability criterion within the query period	0	27,930,302
7	Exclusion - Members must have at least one GROUP claim within the query period	27,041,307	888,995
8	Exclusion - Members must have at least one GROUP episode that meets Query incidence criterion [no GROUP claim in the prior Query 'WashPer' days]	12,566	876,429
9	Exclusion - Members must have at least one GROUP episode beginning within the age range condition	0	876,429
10	Exclusion - members must have at least one GROUP episode with at least minimum days supplied (based on MinDaysSupp criterion)	0	876,429
11	Exclusion - members must have at least one GROUP episode with at least minimum days duration (based on MinEpisDur criterion)	0	876,429
12	Exclusion - Members must have at least one GROUP episode with more than blackout days duration	0	876,429

**Table 5: Attrition Table**

Criterion Number	Criterion Description	Patients Excluded	Patients Remaining
13	Exclusion - Members must have at least one GROUP episode satisfying the enrollment criterion specified by the 'EnrDays' parameter	2,463	873,966
14	Exclusion - Members must have at least one GROUP episode satisfying the enrollment criterion specified by the Query 'WashPer' parameter	0	873,966
15	Exclusion - Members must have at least one GROUP episode satisfying the enrollment criterion specified by the Event 'WashPer' parameter	213,321	660,645
16	Exclusion - Members must have at least one GROUP episode that meets Event incidence criterion [no QUERYEVENTGROUP claim in the prior Event 'WashPer' days]	5,070	655,575
17	Exclusion - Members must have at least one GROUP episode satisfying the Exclusion enrollment requirement	0	655,575
18	Exclusion - Members must have at least one GROUP episode satisfying the Exclusion conditions	0	655,575
19	Exclusion - Members must have at least one GROUP episode satisfying the Inclusion conditions	0	655,575
20	Information - Members with at least one GROUP claim with supply and/or amount outside specified ranges	0	
21	Information - Members with at least one EVENT claim with supply and/or amount outside specified ranges	0	
22	Information - Members with at least one INCL/EXCL claim with supply and/or amount outside specified ranges	0	
<b>Alendronate and Hip Fracture; Exposure Extension Period= 0; Minimum Episode Duration=365</b>			
1	Initial Member Count - Members with a non-missing birth date/sex at any enrollment episode overlapping the query period		111,374,264
2	Exclusion – Members must be excluded if they only have episodes with DrugCov=N and MedCov=Y during the query period	34,183,356	77,190,908
3	Exclusion – Members must be excluded if they only have episodes with DrugCov=Y and MedCov=N during the query period	7,833,572	69,357,336
4	Exclusion – Members must be excluded if they only have episodes with DrugCov=Y and MedCov=N and DrugCov=N and MedCov=Y during the query period	24,823	69,332,513
5	Exclusion - Members must satisfy the age range condition within the query period	41,402,211	27,930,302
6	Exclusion - Members must meet chart availability criterion within the query period	0	27,930,302
7	Exclusion - Members must have at least one GROUP claim within the query period	27,041,307	888,995
8	Exclusion - Members must have at least one GROUP episode that meets Query incidence criterion [no GROUP claim in the prior Query 'WashPer' days]	12,566	876,429
9	Exclusion - Members must have at least one GROUP episode beginning within the age range condition	0	876,429
10	Exclusion - members must have at least one GROUP episode with at least minimum days supplied (based on MinDaysSupp criterion)	0	876,429

**Table 5: Attrition Table**

Criterion Number	Criterion Description	Patients Excluded	Patients Remaining
11	Exclusion - members must have at least one GROUP episode with at least minimum days duration (based on MinEpisDur criterion)	561,984	314,445
12	Exclusion - Members must have at least one GROUP episode with more than blackout days duration	0	314,445
13	Exclusion - Members must have at least one GROUP episode satisfying the enrollment criterion specified by the 'EnrDays' parameter	1,616	312,829
14	Exclusion - Members must have at least one GROUP episode satisfying the enrollment criterion specified by the Query 'WashPer' parameter	0	312,829
15	Exclusion - Members must have at least one GROUP episode satisfying the enrollment criterion specified by the Event 'WashPer' parameter	118,217	194,612
16	Exclusion - Members must have at least one GROUP episode that meets Event incidence criterion [no QUERYEVENTGROUP claim in the prior Event 'WashPer' days]	1,972	192,640
17	Exclusion - Members must have at least one GROUP episode satisfying the Exclusion enrollment requirement	0	192,640
18	Exclusion - Members must have at least one GROUP episode satisfying the Exclusion conditions	0	192,640
19	Exclusion - Members must have at least one GROUP episode satisfying the Inclusion conditions	0	192,640
20	Information - Members with at least one GROUP claim with supply and/or amount outside specified ranges	0	
21	Information - Members with at least one EVENT claim with supply and/or amount outside specified ranges	0	
22	Information - Members with at least one INCL/EXCL claim with supply and/or amount outside specified ranges	0	
<b>Alendronate and Hip Fracture; Exposure Extension Period= 0; Minimum Episode Duration=730</b>			
1	Initial Member Count - Members with a non-missing birth date/sex at any enrollment episode overlapping the query period		111,374,264
2	Exclusion – Members must be excluded if they only have episodes with DrugCov=N and MedCov=Y during the query period	34,183,356	77,190,908
3	Exclusion – Members must be excluded if they only have episodes with DrugCov=Y and MedCov=N during the query period	7,833,572	69,357,336
4	Exclusion – Members must be excluded if they only have episodes with DrugCov=Y and MedCov=N and DrugCov=N and MedCov=Y during the query period	24,823	69,332,513
5	Exclusion - Members must satisfy the age range condition within the query period	41,402,211	27,930,302
6	Exclusion - Members must meet chart availability criterion within the query period	0	27,930,302
7	Exclusion - Members must have at least one GROUP claim within the query period	27,041,307	888,995
8	Exclusion - Members must have at least one GROUP episode that meets Query incidence criterion [no GROUP claim in the prior Query 'WashPer' days]	12,566	876,429

**Table 5: Attrition Table**

Criterion Number	Criterion Description	Patients Excluded	Patients Remaining
9	Exclusion - Members must have at least one GROUP episode beginning within the age range condition	0	876,429
10	Exclusion - members must have at least one GROUP episode with at least minimum days supplied (based on MinDaysSupp criterion)	0	876,429
11	Exclusion - members must have at least one GROUP episode with at least minimum days duration (based on MinEpisDur criterion)	730,460	145,969
12	Exclusion - Members must have at least one GROUP episode with more than blackout days duration	0	145,969
13	Exclusion - Members must have at least one GROUP episode satisfying the enrollment criterion specified by the 'EnrDays' parameter	966	145,003
14	Exclusion - Members must have at least one GROUP episode satisfying the enrollment criterion specified by the Query 'WashPer' parameter	0	145,003
15	Exclusion - Members must have at least one GROUP episode satisfying the enrollment criterion specified by the Event 'WashPer' parameter	63,838	81,165
16	Exclusion - Members must have at least one GROUP episode that meets Event incidence criterion [no QUERYEVENTGROUP claim in the prior Event 'WashPer' days]	943	80,222
17	Exclusion - Members must have at least one GROUP episode satisfying the Exclusion enrollment requirement	0	80,222
18	Exclusion - Members must have at least one GROUP episode satisfying the Exclusion conditions	0	80,222
19	Exclusion - Members must have at least one GROUP episode satisfying the Inclusion conditions	0	80,222
20	Information - Members with at least one GROUP claim with supply and/or amount outside specified ranges	0	
21	Information - Members with at least one EVENT claim with supply and/or amount outside specified ranges	0	
22	Information - Members with at least one INCL/EXCL claim with supply and/or amount outside specified ranges	0	
<b>Alendronate and Hip Fracture; Exposure Extension Period= 0; Minimum Episode Duration=1096</b>			
1	Initial Member Count - Members with a non-missing birth date/sex at any enrollment episode overlapping the query period		111,374,264
2	Exclusion – Members must be excluded if they only have episodes with DrugCov=N and MedCov=Y during the query period	34,183,356	77,190,908
3	Exclusion – Members must be excluded if they only have episodes with DrugCov=Y and MedCov=N during the query period	7,833,572	69,357,336
4	Exclusion – Members must be excluded if they only have episodes with DrugCov=Y and MedCov=N and DrugCov=N and MedCov=Y during the query period	24,823	69,332,513
5	Exclusion - Members must satisfy the age range condition within the query period	41,402,211	27,930,302
6	Exclusion - Members must meet chart availability criterion within the query period	0	27,930,302

**Table 5: Attrition Table**

Criterion Number	Criterion Description	Patients Excluded	Patients Remaining
7	Exclusion - Members must have at least one GROUP claim within the query period	27,041,307	888,995
8	Exclusion - Members must have at least one GROUP episode that meets Query incidence criterion [no GROUP claim in the prior Query 'WashPer' days]	12,566	876,429
9	Exclusion - Members must have at least one GROUP episode beginning within the age range condition	0	876,429
10	Exclusion - members must have at least one GROUP episode with at least minimum days supplied (based on MinDaysSupp criterion)	0	876,429
11	Exclusion - members must have at least one GROUP episode with at least minimum days duration (based on MinEpisDur criterion)	808,500	67,929
12	Exclusion - Members must have at least one GROUP episode with more than blackout days duration	0	67,929
13	Exclusion - Members must have at least one GROUP episode satisfying the enrollment criterion specified by the 'EnrDays' parameter	536	67,393
14	Exclusion - Members must have at least one GROUP episode satisfying the enrollment criterion specified by the Query 'WashPer' parameter	0	67,393
15	Exclusion - Members must have at least one GROUP episode satisfying the enrollment criterion specified by the Event 'WashPer' parameter	32,574	34,819
16	Exclusion - Members must have at least one GROUP episode that meets Event incidence criterion [no QUERYEVENTGROUP claim in the prior Event 'WashPer' days]	391	34,428
17	Exclusion - Members must have at least one GROUP episode satisfying the Exclusion enrollment requirement	0	34,428
18	Exclusion - Members must have at least one GROUP episode satisfying the Exclusion conditions	0	34,428
19	Exclusion - Members must have at least one GROUP episode satisfying the Inclusion conditions	0	34,428
20	Information - Members with at least one GROUP claim with supply and/or amount outside specified ranges	0	
21	Information - Members with at least one EVENT claim with supply and/or amount outside specified ranges	0	
22	Information - Members with at least one INCL/EXCL claim with supply and/or amount outside specified ranges	0	
<b>Alendronate and Hip Fracture; Exposure Extension Period= 0; Minimum Episode Duration=1461</b>			
1	Initial Member Count - Members with a non-missing birth date/sex at any enrollment episode overlapping the query period		111,374,264
2	Exclusion – Members must be excluded if they only have episodes with DrugCov=N and MedCov=Y during the query period	34,183,356	77,190,908
3	Exclusion – Members must be excluded if they only have episodes with DrugCov=Y and MedCov=N during the query period	7,833,572	69,357,336

**Table 5: Attrition Table**

Criterion Number	Criterion Description	Patients Excluded	Patients Remaining
4	Exclusion – Members must be excluded if they only have episodes with DrugCov=Y and MedCov=N and DrugCov=N and MedCov=Y during the query period	24,823	69,332,513
5	Exclusion - Members must satisfy the age range condition within the query period	41,402,211	27,930,302
6	Exclusion - Members must meet chart availability criterion within the query period	0	27,930,302
7	Exclusion - Members must have at least one GROUP claim within the query period	27,041,307	888,995
8	Exclusion - Members must have at least one GROUP episode that meets Query incidence criterion [no GROUP claim in the prior Query 'WashPer' days]	12,566	876,429
9	Exclusion - Members must have at least one GROUP episode beginning within the age range condition	0	876,429
10	Exclusion - members must have at least one GROUP episode with at least minimum days supplied (based on MinDaysSupp criterion)	0	876,429
11	Exclusion - members must have at least one GROUP episode with at least minimum days duration (based on MinEpisDur criterion)	844,665	31,764
12	Exclusion - Members must have at least one GROUP episode with more than blackout days duration	0	31,764
13	Exclusion - Members must have at least one GROUP episode satisfying the enrollment criterion specified by the 'EnrDays' parameter	305	31,459
14	Exclusion - Members must have at least one GROUP episode satisfying the enrollment criterion specified by the Query 'WashPer' parameter	0	31,459
15	Exclusion - Members must have at least one GROUP episode satisfying the enrollment criterion specified by the Event 'WashPer' parameter	16,818	14,641
16	Exclusion - Members must have at least one GROUP episode that meets Event incidence criterion [no QUERYEVENTGROUP claim in the prior Event 'WashPer' days]	160	14,481
17	Exclusion - Members must have at least one GROUP episode satisfying the Exclusion enrollment requirement	0	14,481
18	Exclusion - Members must have at least one GROUP episode satisfying the Exclusion conditions	0	14,481
19	Exclusion - Members must have at least one GROUP episode satisfying the Inclusion conditions	0	14,481
20	Information - Members with at least one GROUP claim with supply and/or amount outside specified ranges	0	
21	Information - Members with at least one EVENT claim with supply and/or amount outside specified ranges	0	
22	Information - Members with at least one INCL/EXCL claim with supply and/or amount outside specified ranges	0	
<b>Alendronate and Hip Fracture; Exposure Extension Period= 0; Minimum Episode Duration=1826</b>			
1	Initial Member Count - Members with a non-missing birth date/sex at any enrollment episode overlapping the query period		111,374,264



**Table 5: Attrition Table**

Criterion Number	Criterion Description	Patients Excluded	Patients Remaining
2	Exclusion – Members must be excluded if they only have episodes with DrugCov=N and MedCov=Y during the query period	34,183,356	77,190,908
3	Exclusion – Members must be excluded if they only have episodes with DrugCov=Y and MedCov=N during the query period	7,833,572	69,357,336
4	Exclusion – Members must be excluded if they only have episodes with DrugCov=Y and MedCov=N and DrugCov=N and MedCov=Y during the query period	24,823	69,332,513
5	Exclusion - Members must satisfy the age range condition within the query period	41,402,211	27,930,302
6	Exclusion - Members must meet chart availability criterion within the query period	0	27,930,302
7	Exclusion - Members must have at least one GROUP claim within the query period	27,041,307	888,995
8	Exclusion - Members must have at least one GROUP episode that meets Query incidence criterion [no GROUP claim in the prior Query 'WashPer' days]	12,566	876,429
9	Exclusion - Members must have at least one GROUP episode beginning within the age range condition	0	876,429
10	Exclusion - members must have at least one GROUP episode with at least minimum days supplied (based on MinDaysSupp criterion)	0	876,429
11	Exclusion - members must have at least one GROUP episode with at least minimum days duration (based on MinEpisDur criterion)	863,038	13,391
12	Exclusion - Members must have at least one GROUP episode with more than blackout days duration	0	13,391
13	Exclusion - Members must have at least one GROUP episode satisfying the enrollment criterion specified by the 'EnrDays' parameter	144	13,247
14	Exclusion - Members must have at least one GROUP episode satisfying the enrollment criterion specified by the Query 'WashPer' parameter	0	13,247
15	Exclusion - Members must have at least one GROUP episode satisfying the enrollment criterion specified by the Event 'WashPer' parameter	7,905	5,342
16	Exclusion - Members must have at least one GROUP episode that meets Event incidence criterion [no QUERYEVENTGROUP claim in the prior Event 'WashPer' days]	48	5,294
17	Exclusion - Members must have at least one GROUP episode satisfying the Exclusion enrollment requirement	0	5,294
18	Exclusion - Members must have at least one GROUP episode satisfying the Exclusion conditions	0	5,294
19	Exclusion - Members must have at least one GROUP episode satisfying the Inclusion conditions	0	5,294
20	Information - Members with at least one GROUP claim with supply and/or amount outside specified ranges	0	
21	Information - Members with at least one EVENT claim with supply and/or amount outside specified ranges	0	
22	Information - Members with at least one INCL/EXCL claim with supply and/or amount outside specified ranges	0	

**Table 5: Attrition Table**

Criterion Number	Criterion Description	Patients Excluded	Patients Remaining
<b>Alendronate and Hip Fracture; Exposure Extension Period=183; Minimum Episode Duration=1</b>			
1	Initial Member Count - Members with a non-missing birth date/sex at any enrollment episode overlapping the query period		111,374,264
2	Exclusion – Members must be excluded if they only have episodes with DrugCov=N and MedCov=Y during the query period	34,183,356	77,190,908
3	Exclusion – Members must be excluded if they only have episodes with DrugCov=Y and MedCov=N during the query period	7,833,572	69,357,336
4	Exclusion – Members must be excluded if they only have episodes with DrugCov=Y and MedCov=N and DrugCov=N and MedCov=Y during the query period	24,823	69,332,513
5	Exclusion - Members must satisfy the age range condition within the query period	41,402,211	27,930,302
6	Exclusion - Members must meet chart availability criterion within the query period	0	27,930,302
7	Exclusion - Members must have at least one GROUP claim within the query period	27,041,307	888,995
8	Exclusion - Members must have at least one GROUP episode that meets Query incidence criterion [no GROUP claim in the prior Query 'WashPer' days]	12,566	876,429
9	Exclusion - Members must have at least one GROUP episode beginning within the age range condition	0	876,429
10	Exclusion - members must have at least one GROUP episode with at least minimum days supplied (based on MinDaysSupp criterion)	0	876,429
11	Exclusion - members must have at least one GROUP episode with at least minimum days duration (based on MinEpisDur criterion)	0	876,429
12	Exclusion - Members must have at least one GROUP episode with more than blackout days duration	0	876,429
13	Exclusion - Members must have at least one GROUP episode satisfying the enrollment criterion specified by the 'EnrDays' parameter	2,463	873,966
14	Exclusion - Members must have at least one GROUP episode satisfying the enrollment criterion specified by the Query 'WashPer' parameter	0	873,966
15	Exclusion - Members must have at least one GROUP episode satisfying the enrollment criterion specified by the Event 'WashPer' parameter	213,321	660,645
16	Exclusion - Members must have at least one GROUP episode that meets Event incidence criterion [no QUERYEVENTGROUP claim in the prior Event 'WashPer' days]	5,070	655,575
17	Exclusion - Members must have at least one GROUP episode satisfying the Exclusion enrollment requirement	0	655,575
18	Exclusion - Members must have at least one GROUP episode satisfying the Exclusion conditions	0	655,575
19	Exclusion - Members must have at least one GROUP episode satisfying the Inclusion conditions	0	655,575
20	Information - Members with at least one GROUP claim with supply and/or amount outside specified ranges	0	

**Table 5: Attrition Table**

Criterion Number	Criterion Description	Patients Excluded	Patients Remaining
21	Information - Members with at least one EVENT claim with supply and/or amount outside specified ranges	0	
22	Information - Members with at least one INCL/EXCL claim with supply and/or amount outside specified ranges	0	
<b>Alendronate and Hip Fracture; Exposure Extension Period=183; Minimum Episode Duration=730</b>			
1	Initial Member Count - Members with a non-missing birth date/sex at any enrollment episode overlapping the query period		111,374,264
2	Exclusion – Members must be excluded if they only have episodes with DrugCov=N and MedCov=Y during the query period	34,183,356	77,190,908
3	Exclusion – Members must be excluded if they only have episodes with DrugCov=Y and MedCov=N during the query period	7,833,572	69,357,336
4	Exclusion – Members must be excluded if they only have episodes with DrugCov=Y and MedCov=N and DrugCov=N and MedCov=Y during the query period	24,823	69,332,513
5	Exclusion - Members must satisfy the age range condition within the query period	41,402,211	27,930,302
6	Exclusion - Members must meet chart availability criterion within the query period	0	27,930,302
7	Exclusion - Members must have at least one GROUP claim within the query period	27,041,307	888,995
8	Exclusion - Members must have at least one GROUP episode that meets Query incidence criterion [no GROUP claim in the prior Query 'WashPer' days]	12,566	876,429
9	Exclusion - Members must have at least one GROUP episode beginning within the age range condition	0	876,429
10	Exclusion - members must have at least one GROUP episode with at least minimum days supplied (based on MinDaysSupp criterion)	0	876,429
11	Exclusion - members must have at least one GROUP episode with at least minimum days duration (based on MinEpisDur criterion)	702,415	174,014
12	Exclusion - Members must have at least one GROUP episode with more than blackout days duration	0	174,014
13	Exclusion - Members must have at least one GROUP episode satisfying the enrollment criterion specified by the 'EnrDays' parameter	1,100	172,914
14	Exclusion - Members must have at least one GROUP episode satisfying the enrollment criterion specified by the Query 'WashPer' parameter	0	172,914
15	Exclusion - Members must have at least one GROUP episode satisfying the enrollment criterion specified by the Event 'WashPer' parameter	73,254	99,660
16	Exclusion - Members must have at least one GROUP episode that meets Event incidence criterion [no QUEREVENTGROUP claim in the prior Event 'WashPer' days]	1,117	98,543
17	Exclusion - Members must have at least one GROUP episode satisfying the Exclusion enrollment requirement	0	98,543
18	Exclusion - Members must have at least one GROUP episode satisfying the Exclusion conditions	0	98,543

**Table 5: Attrition Table**

Criterion Number	Criterion Description	Patients Excluded	Patients Remaining
19	Exclusion - Members must have at least one GROUP episode satisfying the Inclusion conditions	0	98,543
20	Information - Members with at least one GROUP claim with supply and/or amount outside specified ranges	0	
21	Information - Members with at least one EVENT claim with supply and/or amount outside specified ranges	0	
22	Information - Members with at least one INCL/EXCL claim with supply and/or amount outside specified ranges	0	
<b>Alendronate and Hip Fracture; Exposure Extension Period=183; Minimum Episode Duration=1461</b>			
1	Initial Member Count - Members with a non-missing birth date/sex at any enrollment episode overlapping the query period		111,374,264
2	Exclusion – Members must be excluded if they only have episodes with DrugCov=N and MedCov=Y during the query period	34,183,356	77,190,908
3	Exclusion – Members must be excluded if they only have episodes with DrugCov=Y and MedCov=N during the query period	7,833,572	69,357,336
4	Exclusion – Members must be excluded if they only have episodes with DrugCov=Y and MedCov=N and DrugCov=N and MedCov=Y during the query period	24,823	69,332,513
5	Exclusion - Members must satisfy the age range condition within the query period	41,402,211	27,930,302
6	Exclusion - Members must meet chart availability criterion within the query period	0	27,930,302
7	Exclusion - Members must have at least one GROUP claim within the query period	27,041,307	888,995
8	Exclusion - Members must have at least one GROUP episode that meets Query incidence criterion [no GROUP claim in the prior Query 'WashPer' days]	12,566	876,429
9	Exclusion - Members must have at least one GROUP episode beginning within the age range condition	0	876,429
10	Exclusion - members must have at least one GROUP episode with at least minimum days supplied (based on MinDaysSupp criterion)	0	876,429
11	Exclusion - members must have at least one GROUP episode with at least minimum days duration (based on MinEpisDur criterion)	838,008	38,421
12	Exclusion - Members must have at least one GROUP episode with more than blackout days duration	0	38,421
13	Exclusion - Members must have at least one GROUP episode satisfying the enrollment criterion specified by the 'EnrDays' parameter	365	38,056
14	Exclusion - Members must have at least one GROUP episode satisfying the enrollment criterion specified by the Query 'WashPer' parameter	0	38,056
15	Exclusion - Members must have at least one GROUP episode satisfying the enrollment criterion specified by the Event 'WashPer' parameter	20,063	17,993
16	Exclusion - Members must have at least one GROUP episode that meets Event incidence criterion [no QUERYEVENTGROUP claim in the prior Event 'WashPer' days]	194	17,799

**Table 5: Attrition Table**

Criterion Number	Criterion Description	Patients Excluded	Patients Remaining
17	Exclusion - Members must have at least one GROUP episode satisfying the Exclusion enrollment requirement	0	17,799
18	Exclusion - Members must have at least one GROUP episode satisfying the Exclusion conditions	0	17,799
19	Exclusion - Members must have at least one GROUP episode satisfying the Inclusion conditions	0	17,799
20	Information - Members with at least one GROUP claim with supply and/or amount outside specified ranges	0	
21	Information - Members with at least one EVENT claim with supply and/or amount outside specified ranges	0	
22	Information - Members with at least one INCL/EXCL claim with supply and/or amount outside specified ranges	0	
<b>Alendronate and Hip Fracture; Exposure Extension Period=365; Minimum Episode Duration=1</b>			
1	Initial Member Count - Members with a non-missing birth date/sex at any enrollment episode overlapping the query period		111,374,264
2	Exclusion – Members must be excluded if they only have episodes with DrugCov=N and MedCov=Y during the query period	34,183,356	77,190,908
3	Exclusion – Members must be excluded if they only have episodes with DrugCov=Y and MedCov=N during the query period	7,833,572	69,357,336
4	Exclusion – Members must be excluded if they only have episodes with DrugCov=Y and MedCov=N and DrugCov=N and MedCov=Y during the query period	24,823	69,332,513
5	Exclusion - Members must satisfy the age range condition within the query period	41,402,211	27,930,302
6	Exclusion - Members must meet chart availability criterion within the query period	0	27,930,302
7	Exclusion - Members must have at least one GROUP claim within the query period	27,041,307	888,995
8	Exclusion - Members must have at least one GROUP episode that meets Query incidence criterion [no GROUP claim in the prior Query 'WashPer' days]	12,566	876,429
9	Exclusion - Members must have at least one GROUP episode beginning within the age range condition	0	876,429
10	Exclusion - members must have at least one GROUP episode with at least minimum days supplied (based on MinDaysSupp criterion)	0	876,429
11	Exclusion - members must have at least one GROUP episode with at least minimum days duration (based on MinEpisDur criterion)	0	876,429
12	Exclusion - Members must have at least one GROUP episode with more than blackout days duration	0	876,429
13	Exclusion - Members must have at least one GROUP episode satisfying the enrollment criterion specified by the 'EnrDays' parameter	2,463	873,966
14	Exclusion - Members must have at least one GROUP episode satisfying the enrollment criterion specified by the Query 'WashPer' parameter	0	873,966

**Table 5: Attrition Table**

Criterion Number	Criterion Description	Patients Excluded	Patients Remaining
15	Exclusion - Members must have at least one GROUP episode satisfying the enrollment criterion specified by the Event 'WashPer' parameter	213,321	660,645
16	Exclusion - Members must have at least one GROUP episode that meets Event incidence criterion [no QUERYEVENTGROUP claim in the prior Event 'WashPer' days]	5,070	655,575
17	Exclusion - Members must have at least one GROUP episode satisfying the Exclusion enrollment requirement	0	655,575
18	Exclusion - Members must have at least one GROUP episode satisfying the Exclusion conditions	0	655,575
19	Exclusion - Members must have at least one GROUP episode satisfying the Inclusion conditions	0	655,575
20	Information - Members with at least one GROUP claim with supply and/or amount outside specified ranges	0	
21	Information - Members with at least one EVENT claim with supply and/or amount outside specified ranges	0	
22	Information - Members with at least one INCL/EXCL claim with supply and/or amount outside specified ranges	0	
<b>Alendronate and Hip Fracture; Exposure Extension Period=365; Minimum Episode Duration=730</b>			
1	Initial Member Count - Members with a non-missing birth date/sex at any enrollment episode overlapping the query period		111,374,264
2	Exclusion – Members must be excluded if they only have episodes with DrugCov=N and MedCov=Y during the query period	34,183,356	77,190,908
3	Exclusion – Members must be excluded if they only have episodes with DrugCov=Y and MedCov=N during the query period	7,833,572	69,357,336
4	Exclusion – Members must be excluded if they only have episodes with DrugCov=Y and MedCov=N and DrugCov=N and MedCov=Y during the query period	24,823	69,332,513
5	Exclusion - Members must satisfy the age range condition within the query period	41,402,211	27,930,302
6	Exclusion - Members must meet chart availability criterion within the query period	0	27,930,302
7	Exclusion - Members must have at least one GROUP claim within the query period	27,041,307	888,995
8	Exclusion - Members must have at least one GROUP episode that meets Query incidence criterion [no GROUP claim in the prior Query 'WashPer' days]	12,566	876,429
9	Exclusion - Members must have at least one GROUP episode beginning within the age range condition	0	876,429
10	Exclusion - members must have at least one GROUP episode with at least minimum days supplied (based on MinDaysSupp criterion)	0	876,429
11	Exclusion - members must have at least one GROUP episode with at least minimum days duration (based on MinEpisDur criterion)	674,194	202,235
12	Exclusion - Members must have at least one GROUP episode with more than blackout days duration	0	202,235

**Table 5: Attrition Table**

Criterion Number	Criterion Description	Patients Excluded	Patients Remaining
13	Exclusion - Members must have at least one GROUP episode satisfying the enrollment criterion specified by the 'EnrDays' parameter	1,178	201,057
14	Exclusion - Members must have at least one GROUP episode satisfying the enrollment criterion specified by the Query 'WashPer' parameter	0	201,057
15	Exclusion - Members must have at least one GROUP episode satisfying the enrollment criterion specified by the Event 'WashPer' parameter	81,700	119,357
16	Exclusion - Members must have at least one GROUP episode that meets Event incidence criterion [no QUERYEVENTGROUP claim in the prior Event 'WashPer' days]	1,316	118,041
17	Exclusion - Members must have at least one GROUP episode satisfying the Exclusion enrollment requirement	0	118,041
18	Exclusion - Members must have at least one GROUP episode satisfying the Exclusion conditions	0	118,041
19	Exclusion - Members must have at least one GROUP episode satisfying the Inclusion conditions	0	118,041
20	Information - Members with at least one GROUP claim with supply and/or amount outside specified ranges	0	
21	Information - Members with at least one EVENT claim with supply and/or amount outside specified ranges	0	
22	Information - Members with at least one INCL/EXCL claim with supply and/or amount outside specified ranges	0	
<b>Alendronate and Hip Fracture; Exposure Extension Period=365; Minimum Episode Duration=1461</b>			
1	Initial Member Count - Members with a non-missing birth date/sex at any enrollment episode overlapping the query period		111,374,264
2	Exclusion – Members must be excluded if they only have episodes with DrugCov=N and MedCov=Y during the query period	34,183,356	77,190,908
3	Exclusion – Members must be excluded if they only have episodes with DrugCov=Y and MedCov=N during the query period	7,833,572	69,357,336
4	Exclusion – Members must be excluded if they only have episodes with DrugCov=Y and MedCov=N and DrugCov=N and MedCov=Y during the query period	24,823	69,332,513
5	Exclusion - Members must satisfy the age range condition within the query period	41,402,211	27,930,302
6	Exclusion - Members must meet chart availability criterion within the query period	0	27,930,302
7	Exclusion - Members must have at least one GROUP claim within the query period	27,041,307	888,995
8	Exclusion - Members must have at least one GROUP episode that meets Query incidence criterion [no GROUP claim in the prior Query 'WashPer' days]	12,566	876,429
9	Exclusion - Members must have at least one GROUP episode beginning within the age range condition	0	876,429
10	Exclusion - members must have at least one GROUP episode with at least minimum days supplied (based on MinDaysSupp criterion)	0	876,429

**Table 5: Attrition Table**

Criterion Number	Criterion Description	Patients Excluded	Patients Remaining
11	Exclusion - members must have at least one GROUP episode with at least minimum days duration (based on MinEpisDur criterion)	831,558	44,871
12	Exclusion - Members must have at least one GROUP episode with more than blackout days duration	0	44,871
13	Exclusion - Members must have at least one GROUP episode satisfying the enrollment criterion specified by the 'EnrDays' parameter	417	44,454
14	Exclusion - Members must have at least one GROUP episode satisfying the enrollment criterion specified by the Query 'WashPer' parameter	0	44,454
15	Exclusion - Members must have at least one GROUP episode satisfying the enrollment criterion specified by the Event 'WashPer' parameter	23,105	21,349
16	Exclusion - Members must have at least one GROUP episode that meets Event incidence criterion [no QUERYEVENTGROUP claim in the prior Event 'WashPer' days]	228	21,121
17	Exclusion - Members must have at least one GROUP episode satisfying the Exclusion enrollment requirement	0	21,121
18	Exclusion - Members must have at least one GROUP episode satisfying the Exclusion conditions	0	21,121
19	Exclusion - Members must have at least one GROUP episode satisfying the Inclusion conditions	0	21,121
20	Information - Members with at least one GROUP claim with supply and/or amount outside specified ranges	0	
21	Information - Members with at least one EVENT claim with supply and/or amount outside specified ranges	0	
22	Information - Members with at least one INCL/EXCL claim with supply and/or amount outside specified ranges	0	
<b>Alendronate and Non-vertebral Fracture; Exposure Extension Period= 0; Minimum Episode Duration=1</b>			
1	Initial Member Count - Members with a non-missing birth date/sex at any enrollment episode overlapping the query period		111,374,264
2	Exclusion – Members must be excluded if they only have episodes with DrugCov=N and MedCov=Y during the query period	34,183,356	77,190,908
3	Exclusion – Members must be excluded if they only have episodes with DrugCov=Y and MedCov=N during the query period	7,833,572	69,357,336
4	Exclusion – Members must be excluded if they only have episodes with DrugCov=Y and MedCov=N and DrugCov=N and MedCov=Y during the query period	24,823	69,332,513
5	Exclusion - Members must satisfy the age range condition within the query period	41,402,211	27,930,302
6	Exclusion - Members must meet chart availability criterion within the query period	0	27,930,302
7	Exclusion - Members must have at least one GROUP claim within the query period	27,041,307	888,995
8	Exclusion - Members must have at least one GROUP episode that meets Query incidence criterion [no GROUP claim in the prior Query 'WashPer' days]	12,566	876,429



**Table 5: Attrition Table**

Criterion Number	Criterion Description	Patients Excluded	Patients Remaining
9	Exclusion - Members must have at least one GROUP episode beginning within the age range condition	0	876,429
10	Exclusion - members must have at least one GROUP episode with at least minimum days supplied (based on MinDaysSupp criterion)	0	876,429
11	Exclusion - members must have at least one GROUP episode with at least minimum days duration (based on MinEpisDur criterion)	0	876,429
12	Exclusion - Members must have at least one GROUP episode with more than blackout days duration	0	876,429
13	Exclusion - Members must have at least one GROUP episode satisfying the enrollment criterion specified by the 'EnrDays' parameter	2,463	873,966
14	Exclusion - Members must have at least one GROUP episode satisfying the enrollment criterion specified by the Query 'WashPer' parameter	0	873,966
15	Exclusion - Members must have at least one GROUP episode satisfying the enrollment criterion specified by the Event 'WashPer' parameter	213,321	660,645
16	Exclusion - Members must have at least one GROUP episode that meets Event incidence criterion [no QUERYEVENTGROUP claim in the prior Event 'WashPer' days]	16,715	643,930
17	Exclusion - Members must have at least one GROUP episode satisfying the Exclusion enrollment requirement	0	643,930
18	Exclusion - Members must have at least one GROUP episode satisfying the Exclusion conditions	0	643,930
19	Exclusion - Members must have at least one GROUP episode satisfying the Inclusion conditions	0	643,930
20	Information - Members with at least one GROUP claim with supply and/or amount outside specified ranges	0	
21	Information - Members with at least one EVENT claim with supply and/or amount outside specified ranges	0	
22	Information - Members with at least one INCL/EXCL claim with supply and/or amount outside specified ranges	0	
<b>Alendronate and Non-vertebral Fracture; Exposure Extension Period= 0; Minimum Episode Duration=365</b>			
1	Initial Member Count - Members with a non-missing birth date/sex at any enrollment episode overlapping the query period		111,374,264
2	Exclusion – Members must be excluded if they only have episodes with DrugCov=N and MedCov=Y during the query period	34,183,356	77,190,908
3	Exclusion – Members must be excluded if they only have episodes with DrugCov=Y and MedCov=N during the query period	7,833,572	69,357,336
4	Exclusion – Members must be excluded if they only have episodes with DrugCov=Y and MedCov=N and DrugCov=N and MedCov=Y during the query period	24,823	69,332,513
5	Exclusion - Members must satisfy the age range condition within the query period	41,402,211	27,930,302
6	Exclusion - Members must meet chart availability criterion within the query period	0	27,930,302

**Table 5: Attrition Table**

Criterion Number	Criterion Description	Patients Excluded	Patients Remaining
7	Exclusion - Members must have at least one GROUP claim within the query period	27,041,307	888,995
8	Exclusion - Members must have at least one GROUP episode that meets Query incidence criterion [no GROUP claim in the prior Query 'WashPer' days]	12,566	876,429
9	Exclusion - Members must have at least one GROUP episode beginning within the age range condition	0	876,429
10	Exclusion - members must have at least one GROUP episode with at least minimum days supplied (based on MinDaysSupp criterion)	0	876,429
11	Exclusion - members must have at least one GROUP episode with at least minimum days duration (based on MinEpisDur criterion)	561,984	314,445
12	Exclusion - Members must have at least one GROUP episode with more than blackout days duration	0	314,445
13	Exclusion - Members must have at least one GROUP episode satisfying the enrollment criterion specified by the 'EnrDays' parameter	1,616	312,829
14	Exclusion - Members must have at least one GROUP episode satisfying the enrollment criterion specified by the Query 'WashPer' parameter	0	312,829
15	Exclusion - Members must have at least one GROUP episode satisfying the enrollment criterion specified by the Event 'WashPer' parameter	118,217	194,612
16	Exclusion - Members must have at least one GROUP episode that meets Event incidence criterion [no QUERYEVENTGROUP claim in the prior Event 'WashPer' days]	6,174	188,438
17	Exclusion - Members must have at least one GROUP episode satisfying the Exclusion enrollment requirement	0	188,438
18	Exclusion - Members must have at least one GROUP episode satisfying the Exclusion conditions	0	188,438
19	Exclusion - Members must have at least one GROUP episode satisfying the Inclusion conditions	0	188,438
20	Information - Members with at least one GROUP claim with supply and/or amount outside specified ranges	0	
21	Information - Members with at least one EVENT claim with supply and/or amount outside specified ranges	0	
22	Information - Members with at least one INCL/EXCL claim with supply and/or amount outside specified ranges	0	
<b>Alendronate and Non-vertebral Fracture; Exposure Extension Period= 0; Minimum Episode Duration=730</b>			
1	Initial Member Count - Members with a non-missing birth date/sex at any enrollment episode overlapping the query period		111,374,264
2	Exclusion – Members must be excluded if they only have episodes with DrugCov=N and MedCov=Y during the query period	34,183,356	77,190,908
3	Exclusion – Members must be excluded if they only have episodes with DrugCov=Y and MedCov=N during the query period	7,833,572	69,357,336

**Table 5: Attrition Table**

Criterion Number	Criterion Description	Patients Excluded	Patients Remaining
4	Exclusion – Members must be excluded if they only have episodes with DrugCov=Y and MedCov=N and DrugCov=N and MedCov=Y during the query period	24,823	69,332,513
5	Exclusion - Members must satisfy the age range condition within the query period	41,402,211	27,930,302
6	Exclusion - Members must meet chart availability criterion within the query period	0	27,930,302
7	Exclusion - Members must have at least one GROUP claim within the query period	27,041,307	888,995
8	Exclusion - Members must have at least one GROUP episode that meets Query incidence criterion [no GROUP claim in the prior Query 'WashPer' days]	12,566	876,429
9	Exclusion - Members must have at least one GROUP episode beginning within the age range condition	0	876,429
10	Exclusion - members must have at least one GROUP episode with at least minimum days supplied (based on MinDaysSupp criterion)	0	876,429
11	Exclusion - members must have at least one GROUP episode with at least minimum days duration (based on MinEpisDur criterion)	730,460	145,969
12	Exclusion - Members must have at least one GROUP episode with more than blackout days duration	0	145,969
13	Exclusion - Members must have at least one GROUP episode satisfying the enrollment criterion specified by the 'EnrDays' parameter	966	145,003
14	Exclusion - Members must have at least one GROUP episode satisfying the enrollment criterion specified by the Query 'WashPer' parameter	0	145,003
15	Exclusion - Members must have at least one GROUP episode satisfying the enrollment criterion specified by the Event 'WashPer' parameter	63,838	81,165
16	Exclusion - Members must have at least one GROUP episode that meets Event incidence criterion [no QUERYEVENTGROUP claim in the prior Event 'WashPer' days]	2,899	78,266
17	Exclusion - Members must have at least one GROUP episode satisfying the Exclusion enrollment requirement	0	78,266
18	Exclusion - Members must have at least one GROUP episode satisfying the Exclusion conditions	0	78,266
19	Exclusion - Members must have at least one GROUP episode satisfying the Inclusion conditions	0	78,266
20	Information - Members with at least one GROUP claim with supply and/or amount outside specified ranges	0	
21	Information - Members with at least one EVENT claim with supply and/or amount outside specified ranges	0	
22	Information - Members with at least one INCL/EXCL claim with supply and/or amount outside specified ranges	0	
<b>Alendronate and Non-vertebral Fracture; Exposure Extension Period= 0; Minimum Episode Duration=1096</b>			
1	Initial Member Count - Members with a non-missing birth date/sex at any enrollment episode overlapping the query period		111,374,264

**Table 5: Attrition Table**

Criterion Number	Criterion Description	Patients Excluded	Patients Remaining
2	Exclusion – Members must be excluded if they only have episodes with DrugCov=N and MedCov=Y during the query period	34,183,356	77,190,908
3	Exclusion – Members must be excluded if they only have episodes with DrugCov=Y and MedCov=N during the query period	7,833,572	69,357,336
4	Exclusion – Members must be excluded if they only have episodes with DrugCov=Y and MedCov=N and DrugCov=N and MedCov=Y during the query period	24,823	69,332,513
5	Exclusion - Members must satisfy the age range condition within the query period	41,402,211	27,930,302
6	Exclusion - Members must meet chart availability criterion within the query period	0	27,930,302
7	Exclusion - Members must have at least one GROUP claim within the query period	27,041,307	888,995
8	Exclusion - Members must have at least one GROUP episode that meets Query incidence criterion [no GROUP claim in the prior Query 'WashPer' days]	12,566	876,429
9	Exclusion - Members must have at least one GROUP episode beginning within the age range condition	0	876,429
10	Exclusion - members must have at least one GROUP episode with at least minimum days supplied (based on MinDaysSupp criterion)	0	876,429
11	Exclusion - members must have at least one GROUP episode with at least minimum days duration (based on MinEpisDur criterion)	808,500	67,929
12	Exclusion - Members must have at least one GROUP episode with more than blackout days duration	0	67,929
13	Exclusion - Members must have at least one GROUP episode satisfying the enrollment criterion specified by the 'EnrDays' parameter	536	67,393
14	Exclusion - Members must have at least one GROUP episode satisfying the enrollment criterion specified by the Query 'WashPer' parameter	0	67,393
15	Exclusion - Members must have at least one GROUP episode satisfying the enrollment criterion specified by the Event 'WashPer' parameter	32,574	34,819
16	Exclusion - Members must have at least one GROUP episode that meets Event incidence criterion [no QUERYEVENTGROUP claim in the prior Event 'WashPer' days]	1,246	33,573
17	Exclusion - Members must have at least one GROUP episode satisfying the Exclusion enrollment requirement	0	33,573
18	Exclusion - Members must have at least one GROUP episode satisfying the Exclusion conditions	0	33,573
19	Exclusion - Members must have at least one GROUP episode satisfying the Inclusion conditions	0	33,573
20	Information - Members with at least one GROUP claim with supply and/or amount outside specified ranges	0	
21	Information - Members with at least one EVENT claim with supply and/or amount outside specified ranges	0	
22	Information - Members with at least one INCL/EXCL claim with supply and/or amount outside specified ranges	0	

**Table 5: Attrition Table**

Criterion Number	Criterion Description	Patients Excluded	Patients Remaining
<b>Alendronate and Non-vertebral Fracture; Exposure Extension Period= 0; Minimum Episode Duration=1461</b>			
1	Initial Member Count - Members with a non-missing birth date/sex at any enrollment episode overlapping the query period		111,374,264
2	Exclusion – Members must be excluded if they only have episodes with DrugCov=N and MedCov=Y during the query period	34,183,356	77,190,908
3	Exclusion – Members must be excluded if they only have episodes with DrugCov=Y and MedCov=N during the query period	7,833,572	69,357,336
4	Exclusion – Members must be excluded if they only have episodes with DrugCov=Y and MedCov=N and DrugCov=N and MedCov=Y during the query period	24,823	69,332,513
5	Exclusion - Members must satisfy the age range condition within the query period	41,402,211	27,930,302
6	Exclusion - Members must meet chart availability criterion within the query period	0	27,930,302
7	Exclusion - Members must have at least one GROUP claim within the query period	27,041,307	888,995
8	Exclusion - Members must have at least one GROUP episode that meets Query incidence criterion [no GROUP claim in the prior Query 'WashPer' days]	12,566	876,429
9	Exclusion - Members must have at least one GROUP episode beginning within the age range condition	0	876,429
10	Exclusion - members must have at least one GROUP episode with at least minimum days supplied (based on MinDaysSupp criterion)	0	876,429
11	Exclusion - members must have at least one GROUP episode with at least minimum days duration (based on MinEpisDur criterion)	844,665	31,764
12	Exclusion - Members must have at least one GROUP episode with more than blackout days duration	0	31,764
13	Exclusion - Members must have at least one GROUP episode satisfying the enrollment criterion specified by the 'EnrDays' parameter	305	31,459
14	Exclusion - Members must have at least one GROUP episode satisfying the enrollment criterion specified by the Query 'WashPer' parameter	0	31,459
15	Exclusion - Members must have at least one GROUP episode satisfying the enrollment criterion specified by the Event 'WashPer' parameter	16,818	14,641
16	Exclusion - Members must have at least one GROUP episode that meets Event incidence criterion [no QUERYEVENTGROUP claim in the prior Event 'WashPer' days]	485	14,156
17	Exclusion - Members must have at least one GROUP episode satisfying the Exclusion enrollment requirement	0	14,156
18	Exclusion - Members must have at least one GROUP episode satisfying the Exclusion conditions	0	14,156
19	Exclusion - Members must have at least one GROUP episode satisfying the Inclusion conditions	0	14,156
20	Information - Members with at least one GROUP claim with supply and/or amount outside specified ranges	0	

**Table 5: Attrition Table**

Criterion Number	Criterion Description	Patients Excluded	Patients Remaining
21	Information - Members with at least one EVENT claim with supply and/or amount outside specified ranges	0	
22	Information - Members with at least one INCL/EXCL claim with supply and/or amount outside specified ranges	0	
<b>Alendronate and Non-vertebral Fracture; Exposure Extension Period= 0; Minimum Episode Duration=1826</b>			
1	Initial Member Count - Members with a non-missing birth date/sex at any enrollment episode overlapping the query period		111,374,264
2	Exclusion – Members must be excluded if they only have episodes with DrugCov=N and MedCov=Y during the query period	34,183,356	77,190,908
3	Exclusion – Members must be excluded if they only have episodes with DrugCov=Y and MedCov=N during the query period	7,833,572	69,357,336
4	Exclusion – Members must be excluded if they only have episodes with DrugCov=Y and MedCov=N and DrugCov=N and MedCov=Y during the query period	24,823	69,332,513
5	Exclusion - Members must satisfy the age range condition within the query period	41,402,211	27,930,302
6	Exclusion - Members must meet chart availability criterion within the query period	0	27,930,302
7	Exclusion - Members must have at least one GROUP claim within the query period	27,041,307	888,995
8	Exclusion - Members must have at least one GROUP episode that meets Query incidence criterion [no GROUP claim in the prior Query 'WashPer' days]	12,566	876,429
9	Exclusion - Members must have at least one GROUP episode beginning within the age range condition	0	876,429
10	Exclusion - members must have at least one GROUP episode with at least minimum days supplied (based on MinDaysSupp criterion)	0	876,429
11	Exclusion - members must have at least one GROUP episode with at least minimum days duration (based on MinEpisDur criterion)	863,038	13,391
12	Exclusion - Members must have at least one GROUP episode with more than blackout days duration	0	13,391
13	Exclusion - Members must have at least one GROUP episode satisfying the enrollment criterion specified by the 'EnrDays' parameter	144	13,247
14	Exclusion - Members must have at least one GROUP episode satisfying the enrollment criterion specified by the Query 'WashPer' parameter	0	13,247
15	Exclusion - Members must have at least one GROUP episode satisfying the enrollment criterion specified by the Event 'WashPer' parameter	7,905	5,342
16	Exclusion - Members must have at least one GROUP episode that meets Event incidence criterion [no QUEREVENTGROUP claim in the prior Event 'WashPer' days]	156	5,186
17	Exclusion - Members must have at least one GROUP episode satisfying the Exclusion enrollment requirement	0	5,186
18	Exclusion - Members must have at least one GROUP episode satisfying the Exclusion conditions	0	5,186

**Table 5: Attrition Table**

Criterion Number	Criterion Description	Patients Excluded	Patients Remaining
19	Exclusion - Members must have at least one GROUP episode satisfying the Inclusion conditions	0	5,186
20	Information - Members with at least one GROUP claim with supply and/or amount outside specified ranges	0	
21	Information - Members with at least one EVENT claim with supply and/or amount outside specified ranges	0	
22	Information - Members with at least one INCL/EXCL claim with supply and/or amount outside specified ranges	0	
<b>Alendronate and Non-vertebral Fracture; Exposure Extension Period=183; Minimum Episode Duration=1</b>			
1	Initial Member Count - Members with a non-missing birth date/sex at any enrollment episode overlapping the query period		111,374,264
2	Exclusion – Members must be excluded if they only have episodes with DrugCov=N and MedCov=Y during the query period	34,183,356	77,190,908
3	Exclusion – Members must be excluded if they only have episodes with DrugCov=Y and MedCov=N during the query period	7,833,572	69,357,336
4	Exclusion – Members must be excluded if they only have episodes with DrugCov=Y and MedCov=N and DrugCov=N and MedCov=Y during the query period	24,823	69,332,513
5	Exclusion - Members must satisfy the age range condition within the query period	41,402,211	27,930,302
6	Exclusion - Members must meet chart availability criterion within the query period	0	27,930,302
7	Exclusion - Members must have at least one GROUP claim within the query period	27,041,307	888,995
8	Exclusion - Members must have at least one GROUP episode that meets Query incidence criterion [no GROUP claim in the prior Query 'WashPer' days]	12,566	876,429
9	Exclusion - Members must have at least one GROUP episode beginning within the age range condition	0	876,429
10	Exclusion - members must have at least one GROUP episode with at least minimum days supplied (based on MinDaysSupp criterion)	0	876,429
11	Exclusion - members must have at least one GROUP episode with at least minimum days duration (based on MinEpisDur criterion)	0	876,429
12	Exclusion - Members must have at least one GROUP episode with more than blackout days duration	0	876,429
13	Exclusion - Members must have at least one GROUP episode satisfying the enrollment criterion specified by the 'EnrDays' parameter	2,463	873,966
14	Exclusion - Members must have at least one GROUP episode satisfying the enrollment criterion specified by the Query 'WashPer' parameter	0	873,966
15	Exclusion - Members must have at least one GROUP episode satisfying the enrollment criterion specified by the Event 'WashPer' parameter	213,321	660,645
16	Exclusion - Members must have at least one GROUP episode that meets Event incidence criterion [no QUERYEVENTGROUP claim in the prior Event 'WashPer' days]	16,715	643,930

**Table 5: Attrition Table**

Criterion Number	Criterion Description	Patients Excluded	Patients Remaining
17	Exclusion - Members must have at least one GROUP episode satisfying the Exclusion enrollment requirement	0	643,930
18	Exclusion - Members must have at least one GROUP episode satisfying the Exclusion conditions	0	643,930
19	Exclusion - Members must have at least one GROUP episode satisfying the Inclusion conditions	0	643,930
20	Information - Members with at least one GROUP claim with supply and/or amount outside specified ranges	0	
21	Information - Members with at least one EVENT claim with supply and/or amount outside specified ranges	0	
22	Information - Members with at least one INCL/EXCL claim with supply and/or amount outside specified ranges	0	
<b>Alendronate and Non-vertebral Fracture; Exposure Extension Period=183; Minimum Episode Duration=730</b>			
1	Initial Member Count - Members with a non-missing birth date/sex at any enrollment episode overlapping the query period		111,374,264
2	Exclusion – Members must be excluded if they only have episodes with DrugCov=N and MedCov=Y during the query period	34,183,356	77,190,908
3	Exclusion – Members must be excluded if they only have episodes with DrugCov=Y and MedCov=N during the query period	7,833,572	69,357,336
4	Exclusion – Members must be excluded if they only have episodes with DrugCov=Y and MedCov=N and DrugCov=N and MedCov=Y during the query period	24,823	69,332,513
5	Exclusion - Members must satisfy the age range condition within the query period	41,402,211	27,930,302
6	Exclusion - Members must meet chart availability criterion within the query period	0	27,930,302
7	Exclusion - Members must have at least one GROUP claim within the query period	27,041,307	888,995
8	Exclusion - Members must have at least one GROUP episode that meets Query incidence criterion [no GROUP claim in the prior Query 'WashPer' days]	12,566	876,429
9	Exclusion - Members must have at least one GROUP episode beginning within the age range condition	0	876,429
10	Exclusion - members must have at least one GROUP episode with at least minimum days supplied (based on MinDaysSupp criterion)	0	876,429
11	Exclusion - members must have at least one GROUP episode with at least minimum days duration (based on MinEpisDur criterion)	702,415	174,014
12	Exclusion - Members must have at least one GROUP episode with more than blackout days duration	0	174,014
13	Exclusion - Members must have at least one GROUP episode satisfying the enrollment criterion specified by the 'EnrDays' parameter	1,100	172,914
14	Exclusion - Members must have at least one GROUP episode satisfying the enrollment criterion specified by the Query 'WashPer' parameter	0	172,914



**Table 5: Attrition Table**

Criterion Number	Criterion Description	Patients Excluded	Patients Remaining
15	Exclusion - Members must have at least one GROUP episode satisfying the enrollment criterion specified by the Event 'WashPer' parameter	73,254	99,660
16	Exclusion - Members must have at least one GROUP episode that meets Event incidence criterion [no QUERYEVENTGROUP claim in the prior Event 'WashPer' days]	3,440	96,220
17	Exclusion - Members must have at least one GROUP episode satisfying the Exclusion enrollment requirement	0	96,220
18	Exclusion - Members must have at least one GROUP episode satisfying the Exclusion conditions	0	96,220
19	Exclusion - Members must have at least one GROUP episode satisfying the Inclusion conditions	0	96,220
20	Information - Members with at least one GROUP claim with supply and/or amount outside specified ranges	0	
21	Information - Members with at least one EVENT claim with supply and/or amount outside specified ranges	0	
22	Information - Members with at least one INCL/EXCL claim with supply and/or amount outside specified ranges	0	
<b>Alendronate and Non-vertebral Fracture; Exposure Extension Period=183; Minimum Episode Duration=1461</b>			
1	Initial Member Count - Members with a non-missing birth date/sex at any enrollment episode overlapping the query period		111,374,264
2	Exclusion – Members must be excluded if they only have episodes with DrugCov=N and MedCov=Y during the query period	34,183,356	77,190,908
3	Exclusion – Members must be excluded if they only have episodes with DrugCov=Y and MedCov=N during the query period	7,833,572	69,357,336
4	Exclusion – Members must be excluded if they only have episodes with DrugCov=Y and MedCov=N and DrugCov=N and MedCov=Y during the query period	24,823	69,332,513
5	Exclusion - Members must satisfy the age range condition within the query period	41,402,211	27,930,302
6	Exclusion - Members must meet chart availability criterion within the query period	0	27,930,302
7	Exclusion - Members must have at least one GROUP claim within the query period	27,041,307	888,995
8	Exclusion - Members must have at least one GROUP episode that meets Query incidence criterion [no GROUP claim in the prior Query 'WashPer' days]	12,566	876,429
9	Exclusion - Members must have at least one GROUP episode beginning within the age range condition	0	876,429
10	Exclusion - members must have at least one GROUP episode with at least minimum days supplied (based on MinDaysSupp criterion)	0	876,429
11	Exclusion - members must have at least one GROUP episode with at least minimum days duration (based on MinEpisDur criterion)	838,008	38,421
12	Exclusion - Members must have at least one GROUP episode with more than blackout days duration	0	38,421

**Table 5: Attrition Table**

Criterion Number	Criterion Description	Patients Excluded	Patients Remaining
13	Exclusion - Members must have at least one GROUP episode satisfying the enrollment criterion specified by the 'EnrDays' parameter	365	38,056
14	Exclusion - Members must have at least one GROUP episode satisfying the enrollment criterion specified by the Query 'WashPer' parameter	0	38,056
15	Exclusion - Members must have at least one GROUP episode satisfying the enrollment criterion specified by the Event 'WashPer' parameter	20,063	17,993
16	Exclusion - Members must have at least one GROUP episode that meets Event incidence criterion [no QUERYEVENTGROUP claim in the prior Event 'WashPer' days]	597	17,396
17	Exclusion - Members must have at least one GROUP episode satisfying the Exclusion enrollment requirement	0	17,396
18	Exclusion - Members must have at least one GROUP episode satisfying the Exclusion conditions	0	17,396
19	Exclusion - Members must have at least one GROUP episode satisfying the Inclusion conditions	0	17,396
20	Information - Members with at least one GROUP claim with supply and/or amount outside specified ranges	0	
21	Information - Members with at least one EVENT claim with supply and/or amount outside specified ranges	0	
22	Information - Members with at least one INCL/EXCL claim with supply and/or amount outside specified ranges	0	
<b>Alendronate and Non-vertebral Fracture; Exposure Extension Period=365; Minimum Episode Duration=1</b>			
1	Initial Member Count - Members with a non-missing birth date/sex at any enrollment episode overlapping the query period		111,374,264
2	Exclusion – Members must be excluded if they only have episodes with DrugCov=N and MedCov=Y during the query period	34,183,356	77,190,908
3	Exclusion – Members must be excluded if they only have episodes with DrugCov=Y and MedCov=N during the query period	7,833,572	69,357,336
4	Exclusion – Members must be excluded if they only have episodes with DrugCov=Y and MedCov=N and DrugCov=N and MedCov=Y during the query period	24,823	69,332,513
5	Exclusion - Members must satisfy the age range condition within the query period	41,402,211	27,930,302
6	Exclusion - Members must meet chart availability criterion within the query period	0	27,930,302
7	Exclusion - Members must have at least one GROUP claim within the query period	27,041,307	888,995
8	Exclusion - Members must have at least one GROUP episode that meets Query incidence criterion [no GROUP claim in the prior Query 'WashPer' days]	12,566	876,429
9	Exclusion - Members must have at least one GROUP episode beginning within the age range condition	0	876,429
10	Exclusion - members must have at least one GROUP episode with at least minimum days supplied (based on MinDaysSupp criterion)	0	876,429

**Table 5: Attrition Table**

Criterion Number	Criterion Description	Patients Excluded	Patients Remaining
11	Exclusion - members must have at least one GROUP episode with at least minimum days duration (based on MinEpisDur criterion)	0	876,429
12	Exclusion - Members must have at least one GROUP episode with more than blackout days duration	0	876,429
13	Exclusion - Members must have at least one GROUP episode satisfying the enrollment criterion specified by the 'EnrDays' parameter	2,463	873,966
14	Exclusion - Members must have at least one GROUP episode satisfying the enrollment criterion specified by the Query 'WashPer' parameter	0	873,966
15	Exclusion - Members must have at least one GROUP episode satisfying the enrollment criterion specified by the Event 'WashPer' parameter	213,321	660,645
16	Exclusion - Members must have at least one GROUP episode that meets Event incidence criterion [no QUERYEVENTGROUP claim in the prior Event 'WashPer' days]	16,715	643,930
17	Exclusion - Members must have at least one GROUP episode satisfying the Exclusion enrollment requirement	0	643,930
18	Exclusion - Members must have at least one GROUP episode satisfying the Exclusion conditions	0	643,930
19	Exclusion - Members must have at least one GROUP episode satisfying the Inclusion conditions	0	643,930
20	Information - Members with at least one GROUP claim with supply and/or amount outside specified ranges	0	
21	Information - Members with at least one EVENT claim with supply and/or amount outside specified ranges	0	
22	Information - Members with at least one INCL/EXCL claim with supply and/or amount outside specified ranges	0	
<b>Alendronate and Non-vertebral Fracture; Exposure Extension Period=365; Minimum Episode Duration=730</b>			
1	Initial Member Count - Members with a non-missing birth date/sex at any enrollment episode overlapping the query period		111,374,264
2	Exclusion – Members must be excluded if they only have episodes with DrugCov=N and MedCov=Y during the query period	34,183,356	77,190,908
3	Exclusion – Members must be excluded if they only have episodes with DrugCov=Y and MedCov=N during the query period	7,833,572	69,357,336
4	Exclusion – Members must be excluded if they only have episodes with DrugCov=Y and MedCov=N and DrugCov=N and MedCov=Y during the query period	24,823	69,332,513
5	Exclusion - Members must satisfy the age range condition within the query period	41,402,211	27,930,302
6	Exclusion - Members must meet chart availability criterion within the query period	0	27,930,302
7	Exclusion - Members must have at least one GROUP claim within the query period	27,041,307	888,995
8	Exclusion - Members must have at least one GROUP episode that meets Query incidence criterion [no GROUP claim in the prior Query 'WashPer' days]	12,566	876,429

**Table 5: Attrition Table**

Criterion Number	Criterion Description	Patients Excluded	Patients Remaining
9	Exclusion - Members must have at least one GROUP episode beginning within the age range condition	0	876,429
10	Exclusion - members must have at least one GROUP episode with at least minimum days supplied (based on MinDaysSupp criterion)	0	876,429
11	Exclusion - members must have at least one GROUP episode with at least minimum days duration (based on MinEpisDur criterion)	674,194	202,235
12	Exclusion - Members must have at least one GROUP episode with more than blackout days duration	0	202,235
13	Exclusion - Members must have at least one GROUP episode satisfying the enrollment criterion specified by the 'EnrDays' parameter	1,178	201,057
14	Exclusion - Members must have at least one GROUP episode satisfying the enrollment criterion specified by the Query 'WashPer' parameter	0	201,057
15	Exclusion - Members must have at least one GROUP episode satisfying the enrollment criterion specified by the Event 'WashPer' parameter	81,700	119,357
16	Exclusion - Members must have at least one GROUP episode that meets Event incidence criterion [no QUERYEVENTGROUP claim in the prior Event 'WashPer' days]	4,049	115,308
17	Exclusion - Members must have at least one GROUP episode satisfying the Exclusion enrollment requirement	0	115,308
18	Exclusion - Members must have at least one GROUP episode satisfying the Exclusion conditions	0	115,308
19	Exclusion - Members must have at least one GROUP episode satisfying the Inclusion conditions	0	115,308
20	Information - Members with at least one GROUP claim with supply and/or amount outside specified ranges	0	
21	Information - Members with at least one EVENT claim with supply and/or amount outside specified ranges	0	
22	Information - Members with at least one INCL/EXCL claim with supply and/or amount outside specified ranges	0	
<b>Alendronate and Non-vertebral Fracture; Exposure Extension Period=365; Minimum Episode Duration=1461</b>			
1	Initial Member Count - Members with a non-missing birth date/sex at any enrollment episode overlapping the query period		111,374,264
2	Exclusion – Members must be excluded if they only have episodes with DrugCov=N and MedCov=Y during the query period	34,183,356	77,190,908
3	Exclusion – Members must be excluded if they only have episodes with DrugCov=Y and MedCov=N during the query period	7,833,572	69,357,336
4	Exclusion – Members must be excluded if they only have episodes with DrugCov=Y and MedCov=N and DrugCov=N and MedCov=Y during the query period	24,823	69,332,513
5	Exclusion - Members must satisfy the age range condition within the query period	41,402,211	27,930,302
6	Exclusion - Members must meet chart availability criterion within the query period	0	27,930,302

**Table 5: Attrition Table**

Criterion Number	Criterion Description	Patients Excluded	Patients Remaining
7	Exclusion - Members must have at least one GROUP claim within the query period	27,041,307	888,995
8	Exclusion - Members must have at least one GROUP episode that meets Query incidence criterion [no GROUP claim in the prior Query 'WashPer' days]	12,566	876,429
9	Exclusion - Members must have at least one GROUP episode beginning within the age range condition	0	876,429
10	Exclusion - members must have at least one GROUP episode with at least minimum days supplied (based on MinDaysSupp criterion)	0	876,429
11	Exclusion - members must have at least one GROUP episode with at least minimum days duration (based on MinEpisDur criterion)	831,558	44,871
12	Exclusion - Members must have at least one GROUP episode with more than blackout days duration	0	44,871
13	Exclusion - Members must have at least one GROUP episode satisfying the enrollment criterion specified by the 'EnrDays' parameter	417	44,454
14	Exclusion - Members must have at least one GROUP episode satisfying the enrollment criterion specified by the Query 'WashPer' parameter	0	44,454
15	Exclusion - Members must have at least one GROUP episode satisfying the enrollment criterion specified by the Event 'WashPer' parameter	23,105	21,349
16	Exclusion - Members must have at least one GROUP episode that meets Event incidence criterion [no QUERYEVENTGROUP claim in the prior Event 'WashPer' days]	710	20,639
17	Exclusion - Members must have at least one GROUP episode satisfying the Exclusion enrollment requirement	0	20,639
18	Exclusion - Members must have at least one GROUP episode satisfying the Exclusion conditions	0	20,639
19	Exclusion - Members must have at least one GROUP episode satisfying the Inclusion conditions	0	20,639
20	Information - Members with at least one GROUP claim with supply and/or amount outside specified ranges	0	
21	Information - Members with at least one EVENT claim with supply and/or amount outside specified ranges	0	
22	Information - Members with at least one INCL/EXCL claim with supply and/or amount outside specified ranges	0	
<b>Alendronate and Osteonecrosis of Jaw; Exposure Extension Period= 0; Minimum Episode Duration=1</b>			
1	Initial Member Count - Members with a non-missing birth date/sex at any enrollment episode overlapping the query period		111,374,264
2	Exclusion – Members must be excluded if they only have episodes with DrugCov=N and MedCov=Y during the query period	34,183,356	77,190,908
3	Exclusion – Members must be excluded if they only have episodes with DrugCov=Y and MedCov=N during the query period	7,833,572	69,357,336

**Table 5: Attrition Table**

Criterion Number	Criterion Description	Patients Excluded	Patients Remaining
4	Exclusion – Members must be excluded if they only have episodes with DrugCov=Y and MedCov=N and DrugCov=N and MedCov=Y during the query period	24,823	69,332,513
5	Exclusion - Members must satisfy the age range condition within the query period	41,402,211	27,930,302
6	Exclusion - Members must meet chart availability criterion within the query period	0	27,930,302
7	Exclusion - Members must have at least one GROUP claim within the query period	27,041,307	888,995
8	Exclusion - Members must have at least one GROUP episode that meets Query incidence criterion [no GROUP claim in the prior Query 'WashPer' days]	12,566	876,429
9	Exclusion - Members must have at least one GROUP episode beginning within the age range condition	0	876,429
10	Exclusion - members must have at least one GROUP episode with at least minimum days supplied (based on MinDaysSupp criterion)	0	876,429
11	Exclusion - members must have at least one GROUP episode with at least minimum days duration (based on MinEpisDur criterion)	0	876,429
12	Exclusion - Members must have at least one GROUP episode with more than blackout days duration	0	876,429
13	Exclusion - Members must have at least one GROUP episode satisfying the enrollment criterion specified by the 'EnrDays' parameter	2,463	873,966
14	Exclusion - Members must have at least one GROUP episode satisfying the enrollment criterion specified by the Query 'WashPer' parameter	0	873,966
15	Exclusion - Members must have at least one GROUP episode satisfying the enrollment criterion specified by the Event 'WashPer' parameter	213,321	660,645
16	Exclusion - Members must have at least one GROUP episode that meets Event incidence criterion [no QUERYEVENTGROUP claim in the prior Event 'WashPer' days]	39	660,606
17	Exclusion - Members must have at least one GROUP episode satisfying the Exclusion enrollment requirement	0	660,606
18	Exclusion - Members must have at least one GROUP episode satisfying the Exclusion conditions	0	660,606
19	Exclusion - Members must have at least one GROUP episode satisfying the Inclusion conditions	0	660,606
20	Information - Members with at least one GROUP claim with supply and/or amount outside specified ranges	0	
21	Information - Members with at least one EVENT claim with supply and/or amount outside specified ranges	0	
22	Information - Members with at least one INCL/EXCL claim with supply and/or amount outside specified ranges	0	
<b>Alendronate and Osteonecrosis of Jaw; Exposure Extension Period= 0; Minimum Episode Duration=365</b>			
1	Initial Member Count - Members with a non-missing birth date/sex at any enrollment episode overlapping the query period		111,374,264

**Table 5: Attrition Table**

Criterion Number	Criterion Description	Patients Excluded	Patients Remaining
2	Exclusion – Members must be excluded if they only have episodes with DrugCov=N and MedCov=Y during the query period	34,183,356	77,190,908
3	Exclusion – Members must be excluded if they only have episodes with DrugCov=Y and MedCov=N during the query period	7,833,572	69,357,336
4	Exclusion – Members must be excluded if they only have episodes with DrugCov=Y and MedCov=N and DrugCov=N and MedCov=Y during the query period	24,823	69,332,513
5	Exclusion - Members must satisfy the age range condition within the query period	41,402,211	27,930,302
6	Exclusion - Members must meet chart availability criterion within the query period	0	27,930,302
7	Exclusion - Members must have at least one GROUP claim within the query period	27,041,307	888,995
8	Exclusion - Members must have at least one GROUP episode that meets Query incidence criterion [no GROUP claim in the prior Query 'WashPer' days]	12,566	876,429
9	Exclusion - Members must have at least one GROUP episode beginning within the age range condition	0	876,429
10	Exclusion - members must have at least one GROUP episode with at least minimum days supplied (based on MinDaysSupp criterion)	0	876,429
11	Exclusion - members must have at least one GROUP episode with at least minimum days duration (based on MinEpisDur criterion)	561,984	314,445
12	Exclusion - Members must have at least one GROUP episode with more than blackout days duration	0	314,445
13	Exclusion - Members must have at least one GROUP episode satisfying the enrollment criterion specified by the 'EnrDays' parameter	1,616	312,829
14	Exclusion - Members must have at least one GROUP episode satisfying the enrollment criterion specified by the Query 'WashPer' parameter	0	312,829
15	Exclusion - Members must have at least one GROUP episode satisfying the enrollment criterion specified by the Event 'WashPer' parameter	118,217	194,612
16	Exclusion - Members must have at least one GROUP episode that meets Event incidence criterion [no QUERYEVENTGROUP claim in the prior Event 'WashPer' days]	20	194,592
17	Exclusion - Members must have at least one GROUP episode satisfying the Exclusion enrollment requirement	0	194,592
18	Exclusion - Members must have at least one GROUP episode satisfying the Exclusion conditions	0	194,592
19	Exclusion - Members must have at least one GROUP episode satisfying the Inclusion conditions	0	194,592
20	Information - Members with at least one GROUP claim with supply and/or amount outside specified ranges	0	
21	Information - Members with at least one EVENT claim with supply and/or amount outside specified ranges	0	
22	Information - Members with at least one INCL/EXCL claim with supply and/or amount outside specified ranges	0	

**Table 5: Attrition Table**

Criterion Number	Criterion Description	Patients Excluded	Patients Remaining
<b>Alendronate and Osteonecrosis of Jaw; Exposure Extension Period= 0; Minimum Episode Duration=730</b>			
1	Initial Member Count - Members with a non-missing birth date/sex at any enrollment episode overlapping the query period		111,374,264
2	Exclusion – Members must be excluded if they only have episodes with DrugCov=N and MedCov=Y during the query period	34,183,356	77,190,908
3	Exclusion – Members must be excluded if they only have episodes with DrugCov=Y and MedCov=N during the query period	7,833,572	69,357,336
4	Exclusion – Members must be excluded if they only have episodes with DrugCov=Y and MedCov=N and DrugCov=N and MedCov=Y during the query period	24,823	69,332,513
5	Exclusion - Members must satisfy the age range condition within the query period	41,402,211	27,930,302
6	Exclusion - Members must meet chart availability criterion within the query period	0	27,930,302
7	Exclusion - Members must have at least one GROUP claim within the query period	27,041,307	888,995
8	Exclusion - Members must have at least one GROUP episode that meets Query incidence criterion [no GROUP claim in the prior Query 'WashPer' days]	12,566	876,429
9	Exclusion - Members must have at least one GROUP episode beginning within the age range condition	0	876,429
10	Exclusion - members must have at least one GROUP episode with at least minimum days supplied (based on MinDaysSupp criterion)	0	876,429
11	Exclusion - members must have at least one GROUP episode with at least minimum days duration (based on MinEpisDur criterion)	730,460	145,969
12	Exclusion - Members must have at least one GROUP episode with more than blackout days duration	0	145,969
13	Exclusion - Members must have at least one GROUP episode satisfying the enrollment criterion specified by the 'EnrDays' parameter	966	145,003
14	Exclusion - Members must have at least one GROUP episode satisfying the enrollment criterion specified by the Query 'WashPer' parameter	0	145,003
15	Exclusion - Members must have at least one GROUP episode satisfying the enrollment criterion specified by the Event 'WashPer' parameter	63,838	81,165
16	Exclusion - Members must have at least one GROUP episode that meets Event incidence criterion [no QUERYEVENTGROUP claim in the prior Event 'WashPer' days]	7	81,158
17	Exclusion - Members must have at least one GROUP episode satisfying the Exclusion enrollment requirement	0	81,158
18	Exclusion - Members must have at least one GROUP episode satisfying the Exclusion conditions	0	81,158
19	Exclusion - Members must have at least one GROUP episode satisfying the Inclusion conditions	0	81,158
20	Information - Members with at least one GROUP claim with supply and/or amount outside specified ranges	0	



**Table 5: Attrition Table**

Criterion Number	Criterion Description	Patients Excluded	Patients Remaining
21	Information - Members with at least one EVENT claim with supply and/or amount outside specified ranges	0	
22	Information - Members with at least one INCL/EXCL claim with supply and/or amount outside specified ranges	0	
<b>Alendronate and Osteonecrosis of Jaw; Exposure Extension Period= 0; Minimum Episode Duration=1096</b>			
1	Initial Member Count - Members with a non-missing birth date/sex at any enrollment episode overlapping the query period		111,374,264
2	Exclusion – Members must be excluded if they only have episodes with DrugCov=N and MedCov=Y during the query period	34,183,356	77,190,908
3	Exclusion – Members must be excluded if they only have episodes with DrugCov=Y and MedCov=N during the query period	7,833,572	69,357,336
4	Exclusion – Members must be excluded if they only have episodes with DrugCov=Y and MedCov=N and DrugCov=N and MedCov=Y during the query period	24,823	69,332,513
5	Exclusion - Members must satisfy the age range condition within the query period	41,402,211	27,930,302
6	Exclusion - Members must meet chart availability criterion within the query period	0	27,930,302
7	Exclusion - Members must have at least one GROUP claim within the query period	27,041,307	888,995
8	Exclusion - Members must have at least one GROUP episode that meets Query incidence criterion [no GROUP claim in the prior Query 'WashPer' days]	12,566	876,429
9	Exclusion - Members must have at least one GROUP episode beginning within the age range condition	0	876,429
10	Exclusion - members must have at least one GROUP episode with at least minimum days supplied (based on MinDaysSupp criterion)	0	876,429
11	Exclusion - members must have at least one GROUP episode with at least minimum days duration (based on MinEpisDur criterion)	808,500	67,929
12	Exclusion - Members must have at least one GROUP episode with more than blackout days duration	0	67,929
13	Exclusion - Members must have at least one GROUP episode satisfying the enrollment criterion specified by the 'EnrDays' parameter	536	67,393
14	Exclusion - Members must have at least one GROUP episode satisfying the enrollment criterion specified by the Query 'WashPer' parameter	0	67,393
15	Exclusion - Members must have at least one GROUP episode satisfying the enrollment criterion specified by the Event 'WashPer' parameter	32,574	34,819
16	Exclusion - Members must have at least one GROUP episode that meets Event incidence criterion [no QUERYEVENTGROUP claim in the prior Event 'WashPer' days]	4	34,815
17	Exclusion - Members must have at least one GROUP episode satisfying the Exclusion enrollment requirement	0	34,815
18	Exclusion - Members must have at least one GROUP episode satisfying the Exclusion conditions	0	34,815

**Table 5: Attrition Table**

Criterion Number	Criterion Description	Patients Excluded	Patients Remaining
19	Exclusion - Members must have at least one GROUP episode satisfying the Inclusion conditions	0	34,815
20	Information - Members with at least one GROUP claim with supply and/or amount outside specified ranges	0	
21	Information - Members with at least one EVENT claim with supply and/or amount outside specified ranges	0	
22	Information - Members with at least one INCL/EXCL claim with supply and/or amount outside specified ranges	0	
<b>Alendronate and Osteonecrosis of Jaw; Exposure Extension Period= 0; Minimum Episode Duration=1461</b>			
1	Initial Member Count - Members with a non-missing birth date/sex at any enrollment episode overlapping the query period		111,374,264
2	Exclusion – Members must be excluded if they only have episodes with DrugCov=N and MedCov=Y during the query period	34,183,356	77,190,908
3	Exclusion – Members must be excluded if they only have episodes with DrugCov=Y and MedCov=N during the query period	7,833,572	69,357,336
4	Exclusion – Members must be excluded if they only have episodes with DrugCov=Y and MedCov=N and DrugCov=N and MedCov=Y during the query period	24,823	69,332,513
5	Exclusion - Members must satisfy the age range condition within the query period	41,402,211	27,930,302
6	Exclusion - Members must meet chart availability criterion within the query period	0	27,930,302
7	Exclusion - Members must have at least one GROUP claim within the query period	27,041,307	888,995
8	Exclusion - Members must have at least one GROUP episode that meets Query incidence criterion [no GROUP claim in the prior Query 'WashPer' days]	12,566	876,429
9	Exclusion - Members must have at least one GROUP episode beginning within the age range condition	0	876,429
10	Exclusion - members must have at least one GROUP episode with at least minimum days supplied (based on MinDaysSupp criterion)	0	876,429
11	Exclusion - members must have at least one GROUP episode with at least minimum days duration (based on MinEpisDur criterion)	844,665	31,764
12	Exclusion - Members must have at least one GROUP episode with more than blackout days duration	0	31,764
13	Exclusion - Members must have at least one GROUP episode satisfying the enrollment criterion specified by the 'EnrDays' parameter	305	31,459
14	Exclusion - Members must have at least one GROUP episode satisfying the enrollment criterion specified by the Query 'WashPer' parameter	0	31,459
15	Exclusion - Members must have at least one GROUP episode satisfying the enrollment criterion specified by the Event 'WashPer' parameter	16,818	14,641
16	Exclusion - Members must have at least one GROUP episode that meets Event incidence criterion [no QUERYEVENTGROUP claim in the prior Event 'WashPer' days]	2	14,639

**Table 5: Attrition Table**

Criterion Number	Criterion Description	Patients Excluded	Patients Remaining
17	Exclusion - Members must have at least one GROUP episode satisfying the Exclusion enrollment requirement	0	14,639
18	Exclusion - Members must have at least one GROUP episode satisfying the Exclusion conditions	0	14,639
19	Exclusion - Members must have at least one GROUP episode satisfying the Inclusion conditions	0	14,639
20	Information - Members with at least one GROUP claim with supply and/or amount outside specified ranges	0	
21	Information - Members with at least one EVENT claim with supply and/or amount outside specified ranges	0	
22	Information - Members with at least one INCL/EXCL claim with supply and/or amount outside specified ranges	0	
<b>Alendronate and Osteonecrosis of Jaw; Exposure Extension Period= 0; Minimum Episode Duration=1826</b>			
1	Initial Member Count - Members with a non-missing birth date/sex at any enrollment episode overlapping the query period		111,374,264
2	Exclusion – Members must be excluded if they only have episodes with DrugCov=N and MedCov=Y during the query period	34,183,356	77,190,908
3	Exclusion – Members must be excluded if they only have episodes with DrugCov=Y and MedCov=N during the query period	7,833,572	69,357,336
4	Exclusion – Members must be excluded if they only have episodes with DrugCov=Y and MedCov=N and DrugCov=N and MedCov=Y during the query period	24,823	69,332,513
5	Exclusion - Members must satisfy the age range condition within the query period	41,402,211	27,930,302
6	Exclusion - Members must meet chart availability criterion within the query period	0	27,930,302
7	Exclusion - Members must have at least one GROUP claim within the query period	27,041,307	888,995
8	Exclusion - Members must have at least one GROUP episode that meets Query incidence criterion [no GROUP claim in the prior Query 'WashPer' days]	12,566	876,429
9	Exclusion - Members must have at least one GROUP episode beginning within the age range condition	0	876,429
10	Exclusion - members must have at least one GROUP episode with at least minimum days supplied (based on MinDaysSupp criterion)	0	876,429
11	Exclusion - members must have at least one GROUP episode with at least minimum days duration (based on MinEpisDur criterion)	863,038	13,391
12	Exclusion - Members must have at least one GROUP episode with more than blackout days duration	0	13,391
13	Exclusion - Members must have at least one GROUP episode satisfying the enrollment criterion specified by the 'EnrDays' parameter	144	13,247
14	Exclusion - Members must have at least one GROUP episode satisfying the enrollment criterion specified by the Query 'WashPer' parameter	0	13,247

**Table 5: Attrition Table**

Criterion Number	Criterion Description	Patients Excluded	Patients Remaining
15	Exclusion - Members must have at least one GROUP episode satisfying the enrollment criterion specified by the Event 'WashPer' parameter	7,905	5,342
16	Exclusion - Members must have at least one GROUP episode that meets Event incidence criterion [no QUERYEVENTGROUP claim in the prior Event 'WashPer' days]	0	5,342
17	Exclusion - Members must have at least one GROUP episode satisfying the Exclusion enrollment requirement	0	5,342
18	Exclusion - Members must have at least one GROUP episode satisfying the Exclusion conditions	0	5,342
19	Exclusion - Members must have at least one GROUP episode satisfying the Inclusion conditions	0	5,342
20	Information - Members with at least one GROUP claim with supply and/or amount outside specified ranges	0	
21	Information - Members with at least one EVENT claim with supply and/or amount outside specified ranges	0	
22	Information - Members with at least one INCL/EXCL claim with supply and/or amount outside specified ranges	0	
<b>Alendronate and Osteonecrosis of Jaw; Exposure Extension Period=183; Minimum Episode Duration=1</b>			
1	Initial Member Count - Members with a non-missing birth date/sex at any enrollment episode overlapping the query period		111,374,264
2	Exclusion – Members must be excluded if they only have episodes with DrugCov=N and MedCov=Y during the query period	34,183,356	77,190,908
3	Exclusion – Members must be excluded if they only have episodes with DrugCov=Y and MedCov=N during the query period	7,833,572	69,357,336
4	Exclusion – Members must be excluded if they only have episodes with DrugCov=Y and MedCov=N and DrugCov=N and MedCov=Y during the query period	24,823	69,332,513
5	Exclusion - Members must satisfy the age range condition within the query period	41,402,211	27,930,302
6	Exclusion - Members must meet chart availability criterion within the query period	0	27,930,302
7	Exclusion - Members must have at least one GROUP claim within the query period	27,041,307	888,995
8	Exclusion - Members must have at least one GROUP episode that meets Query incidence criterion [no GROUP claim in the prior Query 'WashPer' days]	12,566	876,429
9	Exclusion - Members must have at least one GROUP episode beginning within the age range condition	0	876,429
10	Exclusion - members must have at least one GROUP episode with at least minimum days supplied (based on MinDaysSupp criterion)	0	876,429
11	Exclusion - members must have at least one GROUP episode with at least minimum days duration (based on MinEpisDur criterion)	0	876,429
12	Exclusion - Members must have at least one GROUP episode with more than blackout days duration	0	876,429

**Table 5: Attrition Table**

Criterion Number	Criterion Description	Patients Excluded	Patients Remaining
13	Exclusion - Members must have at least one GROUP episode satisfying the enrollment criterion specified by the 'EnrDays' parameter	2,463	873,966
14	Exclusion - Members must have at least one GROUP episode satisfying the enrollment criterion specified by the Query 'WashPer' parameter	0	873,966
15	Exclusion - Members must have at least one GROUP episode satisfying the enrollment criterion specified by the Event 'WashPer' parameter	213,321	660,645
16	Exclusion - Members must have at least one GROUP episode that meets Event incidence criterion [no QUERYEVENTGROUP claim in the prior Event 'WashPer' days]	39	660,606
17	Exclusion - Members must have at least one GROUP episode satisfying the Exclusion enrollment requirement	0	660,606
18	Exclusion - Members must have at least one GROUP episode satisfying the Exclusion conditions	0	660,606
19	Exclusion - Members must have at least one GROUP episode satisfying the Inclusion conditions	0	660,606
20	Information - Members with at least one GROUP claim with supply and/or amount outside specified ranges	0	
21	Information - Members with at least one EVENT claim with supply and/or amount outside specified ranges	0	
22	Information - Members with at least one INCL/EXCL claim with supply and/or amount outside specified ranges	0	
<b>Alendronate and Osteonecrosis of Jaw; Exposure Extension Period=183; Minimum Episode Duration=730</b>			
1	Initial Member Count - Members with a non-missing birth date/sex at any enrollment episode overlapping the query period		111,374,264
2	Exclusion – Members must be excluded if they only have episodes with DrugCov=N and MedCov=Y during the query period	34,183,356	77,190,908
3	Exclusion – Members must be excluded if they only have episodes with DrugCov=Y and MedCov=N during the query period	7,833,572	69,357,336
4	Exclusion – Members must be excluded if they only have episodes with DrugCov=Y and MedCov=N and DrugCov=N and MedCov=Y during the query period	24,823	69,332,513
5	Exclusion - Members must satisfy the age range condition within the query period	41,402,211	27,930,302
6	Exclusion - Members must meet chart availability criterion within the query period	0	27,930,302
7	Exclusion - Members must have at least one GROUP claim within the query period	27,041,307	888,995
8	Exclusion - Members must have at least one GROUP episode that meets Query incidence criterion [no GROUP claim in the prior Query 'WashPer' days]	12,566	876,429
9	Exclusion - Members must have at least one GROUP episode beginning within the age range condition	0	876,429
10	Exclusion - members must have at least one GROUP episode with at least minimum days supplied (based on MinDaysSupp criterion)	0	876,429

**Table 5: Attrition Table**

Criterion Number	Criterion Description	Patients Excluded	Patients Remaining
11	Exclusion - members must have at least one GROUP episode with at least minimum days duration (based on MinEpisDur criterion)	702,415	174,014
12	Exclusion - Members must have at least one GROUP episode with more than blackout days duration	0	174,014
13	Exclusion - Members must have at least one GROUP episode satisfying the enrollment criterion specified by the 'EnrDays' parameter	1,100	172,914
14	Exclusion - Members must have at least one GROUP episode satisfying the enrollment criterion specified by the Query 'WashPer' parameter	0	172,914
15	Exclusion - Members must have at least one GROUP episode satisfying the enrollment criterion specified by the Event 'WashPer' parameter	73,254	99,660
16	Exclusion - Members must have at least one GROUP episode that meets Event incidence criterion [no QUERYEVENTGROUP claim in the prior Event 'WashPer' days]	8	99,652
17	Exclusion - Members must have at least one GROUP episode satisfying the Exclusion enrollment requirement	0	99,652
18	Exclusion - Members must have at least one GROUP episode satisfying the Exclusion conditions	0	99,652
19	Exclusion - Members must have at least one GROUP episode satisfying the Inclusion conditions	0	99,652
20	Information - Members with at least one GROUP claim with supply and/or amount outside specified ranges	0	
21	Information - Members with at least one EVENT claim with supply and/or amount outside specified ranges	0	
22	Information - Members with at least one INCL/EXCL claim with supply and/or amount outside specified ranges	0	
<b>Alendronate and Osteonecrosis of Jaw; Exposure Extension Period=183; Minimum Episode Duration=1461</b>			
1	Initial Member Count - Members with a non-missing birth date/sex at any enrollment episode overlapping the query period		111,374,264
2	Exclusion – Members must be excluded if they only have episodes with DrugCov=N and MedCov=Y during the query period	34,183,356	77,190,908
3	Exclusion – Members must be excluded if they only have episodes with DrugCov=Y and MedCov=N during the query period	7,833,572	69,357,336
4	Exclusion – Members must be excluded if they only have episodes with DrugCov=Y and MedCov=N and DrugCov=N and MedCov=Y during the query period	24,823	69,332,513
5	Exclusion - Members must satisfy the age range condition within the query period	41,402,211	27,930,302
6	Exclusion - Members must meet chart availability criterion within the query period	0	27,930,302
7	Exclusion - Members must have at least one GROUP claim within the query period	27,041,307	888,995
8	Exclusion - Members must have at least one GROUP episode that meets Query incidence criterion [no GROUP claim in the prior Query 'WashPer' days]	12,566	876,429

**Table 5: Attrition Table**

Criterion Number	Criterion Description	Patients Excluded	Patients Remaining
9	Exclusion - Members must have at least one GROUP episode beginning within the age range condition	0	876,429
10	Exclusion - members must have at least one GROUP episode with at least minimum days supplied (based on MinDaysSupp criterion)	0	876,429
11	Exclusion - members must have at least one GROUP episode with at least minimum days duration (based on MinEpisDur criterion)	838,008	38,421
12	Exclusion - Members must have at least one GROUP episode with more than blackout days duration	0	38,421
13	Exclusion - Members must have at least one GROUP episode satisfying the enrollment criterion specified by the 'EnrDays' parameter	365	38,056
14	Exclusion - Members must have at least one GROUP episode satisfying the enrollment criterion specified by the Query 'WashPer' parameter	0	38,056
15	Exclusion - Members must have at least one GROUP episode satisfying the enrollment criterion specified by the Event 'WashPer' parameter	20,063	17,993
16	Exclusion - Members must have at least one GROUP episode that meets Event incidence criterion [no QUERYEVENTGROUP claim in the prior Event 'WashPer' days]	2	17,991
17	Exclusion - Members must have at least one GROUP episode satisfying the Exclusion enrollment requirement	0	17,991
18	Exclusion - Members must have at least one GROUP episode satisfying the Exclusion conditions	0	17,991
19	Exclusion - Members must have at least one GROUP episode satisfying the Inclusion conditions	0	17,991
20	Information - Members with at least one GROUP claim with supply and/or amount outside specified ranges	0	
21	Information - Members with at least one EVENT claim with supply and/or amount outside specified ranges	0	
22	Information - Members with at least one INCL/EXCL claim with supply and/or amount outside specified ranges	0	
<b>Alendronate and Osteonecrosis of Jaw; Exposure Extension Period=365; Minimum Episode Duration=1</b>			
1	Initial Member Count - Members with a non-missing birth date/sex at any enrollment episode overlapping the query period		111,374,264
2	Exclusion – Members must be excluded if they only have episodes with DrugCov=N and MedCov=Y during the query period	34,183,356	77,190,908
3	Exclusion – Members must be excluded if they only have episodes with DrugCov=Y and MedCov=N during the query period	7,833,572	69,357,336
4	Exclusion – Members must be excluded if they only have episodes with DrugCov=Y and MedCov=N and DrugCov=N and MedCov=Y during the query period	24,823	69,332,513
5	Exclusion - Members must satisfy the age range condition within the query period	41,402,211	27,930,302
6	Exclusion - Members must meet chart availability criterion within the query period	0	27,930,302

**Table 5: Attrition Table**

Criterion Number	Criterion Description	Patients Excluded	Patients Remaining
7	Exclusion - Members must have at least one GROUP claim within the query period	27,041,307	888,995
8	Exclusion - Members must have at least one GROUP episode that meets Query incidence criterion [no GROUP claim in the prior Query 'WashPer' days]	12,566	876,429
9	Exclusion - Members must have at least one GROUP episode beginning within the age range condition	0	876,429
10	Exclusion - members must have at least one GROUP episode with at least minimum days supplied (based on MinDaysSupp criterion)	0	876,429
11	Exclusion - members must have at least one GROUP episode with at least minimum days duration (based on MinEpisDur criterion)	0	876,429
12	Exclusion - Members must have at least one GROUP episode with more than blackout days duration	0	876,429
13	Exclusion - Members must have at least one GROUP episode satisfying the enrollment criterion specified by the 'EnrDays' parameter	2,463	873,966
14	Exclusion - Members must have at least one GROUP episode satisfying the enrollment criterion specified by the Query 'WashPer' parameter	0	873,966
15	Exclusion - Members must have at least one GROUP episode satisfying the enrollment criterion specified by the Event 'WashPer' parameter	213,321	660,645
16	Exclusion - Members must have at least one GROUP episode that meets Event incidence criterion [no QUERYEVENTGROUP claim in the prior Event 'WashPer' days]	39	660,606
17	Exclusion - Members must have at least one GROUP episode satisfying the Exclusion enrollment requirement	0	660,606
18	Exclusion - Members must have at least one GROUP episode satisfying the Exclusion conditions	0	660,606
19	Exclusion - Members must have at least one GROUP episode satisfying the Inclusion conditions	0	660,606
20	Information - Members with at least one GROUP claim with supply and/or amount outside specified ranges	0	
21	Information - Members with at least one EVENT claim with supply and/or amount outside specified ranges	0	
22	Information - Members with at least one INCL/EXCL claim with supply and/or amount outside specified ranges	0	
<b>Alendronate and Osteonecrosis of Jaw; Exposure Extension Period=365; Minimum Episode Duration=730</b>			
1	Initial Member Count - Members with a non-missing birth date/sex at any enrollment episode overlapping the query period		111,374,264
2	Exclusion – Members must be excluded if they only have episodes with DrugCov=N and MedCov=Y during the query period	34,183,356	77,190,908
3	Exclusion – Members must be excluded if they only have episodes with DrugCov=Y and MedCov=N during the query period	7,833,572	69,357,336



**Table 5: Attrition Table**

Criterion Number	Criterion Description	Patients Excluded	Patients Remaining
4	Exclusion – Members must be excluded if they only have episodes with DrugCov=Y and MedCov=N and DrugCov=N and MedCov=Y during the query period	24,823	69,332,513
5	Exclusion - Members must satisfy the age range condition within the query period	41,402,211	27,930,302
6	Exclusion - Members must meet chart availability criterion within the query period	0	27,930,302
7	Exclusion - Members must have at least one GROUP claim within the query period	27,041,307	888,995
8	Exclusion - Members must have at least one GROUP episode that meets Query incidence criterion [no GROUP claim in the prior Query 'WashPer' days]	12,566	876,429
9	Exclusion - Members must have at least one GROUP episode beginning within the age range condition	0	876,429
10	Exclusion - members must have at least one GROUP episode with at least minimum days supplied (based on MinDaysSupp criterion)	0	876,429
11	Exclusion - members must have at least one GROUP episode with at least minimum days duration (based on MinEpisDur criterion)	674,194	202,235
12	Exclusion - Members must have at least one GROUP episode with more than blackout days duration	0	202,235
13	Exclusion - Members must have at least one GROUP episode satisfying the enrollment criterion specified by the 'EnrDays' parameter	1,178	201,057
14	Exclusion - Members must have at least one GROUP episode satisfying the enrollment criterion specified by the Query 'WashPer' parameter	0	201,057
15	Exclusion - Members must have at least one GROUP episode satisfying the enrollment criterion specified by the Event 'WashPer' parameter	81,700	119,357
16	Exclusion - Members must have at least one GROUP episode that meets Event incidence criterion [no QUERYEVENTGROUP claim in the prior Event 'WashPer' days]	11	119,346
17	Exclusion - Members must have at least one GROUP episode satisfying the Exclusion enrollment requirement	0	119,346
18	Exclusion - Members must have at least one GROUP episode satisfying the Exclusion conditions	0	119,346
19	Exclusion - Members must have at least one GROUP episode satisfying the Inclusion conditions	0	119,346
20	Information - Members with at least one GROUP claim with supply and/or amount outside specified ranges	0	
21	Information - Members with at least one EVENT claim with supply and/or amount outside specified ranges	0	
22	Information - Members with at least one INCL/EXCL claim with supply and/or amount outside specified ranges	0	
<b>Alendronate and Osteonecrosis of Jaw; Exposure Extension Period=365; Minimum Episode Duration=1461</b>			
1	Initial Member Count - Members with a non-missing birth date/sex at any enrollment episode overlapping the query period		111,374,264

**Table 5: Attrition Table**

Criterion Number	Criterion Description	Patients Excluded	Patients Remaining
2	Exclusion – Members must be excluded if they only have episodes with DrugCov=N and MedCov=Y during the query period	34,183,356	77,190,908
3	Exclusion – Members must be excluded if they only have episodes with DrugCov=Y and MedCov=N during the query period	7,833,572	69,357,336
4	Exclusion – Members must be excluded if they only have episodes with DrugCov=Y and MedCov=N and DrugCov=N and MedCov=Y during the query period	24,823	69,332,513
5	Exclusion - Members must satisfy the age range condition within the query period	41,402,211	27,930,302
6	Exclusion - Members must meet chart availability criterion within the query period	0	27,930,302
7	Exclusion - Members must have at least one GROUP claim within the query period	27,041,307	888,995
8	Exclusion - Members must have at least one GROUP episode that meets Query incidence criterion [no GROUP claim in the prior Query 'WashPer' days]	12,566	876,429
9	Exclusion - Members must have at least one GROUP episode beginning within the age range condition	0	876,429
10	Exclusion - members must have at least one GROUP episode with at least minimum days supplied (based on MinDaysSupp criterion)	0	876,429
11	Exclusion - members must have at least one GROUP episode with at least minimum days duration (based on MinEpisDur criterion)	831,558	44,871
12	Exclusion - Members must have at least one GROUP episode with more than blackout days duration	0	44,871
13	Exclusion - Members must have at least one GROUP episode satisfying the enrollment criterion specified by the 'EnrDays' parameter	417	44,454
14	Exclusion - Members must have at least one GROUP episode satisfying the enrollment criterion specified by the Query 'WashPer' parameter	0	44,454
15	Exclusion - Members must have at least one GROUP episode satisfying the enrollment criterion specified by the Event 'WashPer' parameter	23,105	21,349
16	Exclusion - Members must have at least one GROUP episode that meets Event incidence criterion [no QUERYEVENTGROUP claim in the prior Event 'WashPer' days]	3	21,346
17	Exclusion - Members must have at least one GROUP episode satisfying the Exclusion enrollment requirement	0	21,346
18	Exclusion - Members must have at least one GROUP episode satisfying the Exclusion conditions	0	21,346
19	Exclusion - Members must have at least one GROUP episode satisfying the Inclusion conditions	0	21,346
20	Information - Members with at least one GROUP claim with supply and/or amount outside specified ranges	0	
21	Information - Members with at least one EVENT claim with supply and/or amount outside specified ranges	0	
22	Information - Members with at least one INCL/EXCL claim with supply and/or amount outside specified ranges	0	

Table 5: Attrition Table

Criterion Number	Criterion Description	Patients Excluded	Patients Remaining
<b>Risedronate and Fracture of Interest; Exposure Extension Period= 0; Minimum Episode Duration=1</b>			
1	Initial Member Count - Members with a non-missing birth date/sex at any enrollment episode overlapping the query period		111,374,264
2	Exclusion – Members must be excluded if they only have episodes with DrugCov=N and MedCov=Y during the query period	34,183,356	77,190,908
3	Exclusion – Members must be excluded if they only have episodes with DrugCov=Y and MedCov=N during the query period	7,833,572	69,357,336
4	Exclusion – Members must be excluded if they only have episodes with DrugCov=Y and MedCov=N and DrugCov=N and MedCov=Y during the query period	24,823	69,332,513
5	Exclusion - Members must satisfy the age range condition within the query period	41,402,211	27,930,302
6	Exclusion - Members must meet chart availability criterion within the query period	0	27,930,302
7	Exclusion - Members must have at least one GROUP claim within the query period	27,591,170	339,132
8	Exclusion - Members must have at least one GROUP episode that meets Query incidence criterion [no GROUP claim in the prior Query 'WashPer' days]	4,846	334,286
9	Exclusion - Members must have at least one GROUP episode beginning within the age range condition	0	334,286
10	Exclusion - members must have at least one GROUP episode with at least minimum days supplied (based on MinDaysSupp criterion)	0	334,286
11	Exclusion - members must have at least one GROUP episode with at least minimum days duration (based on MinEpisDur criterion)	0	334,286
12	Exclusion - Members must have at least one GROUP episode with more than blackout days duration	0	334,286
13	Exclusion - Members must have at least one GROUP episode satisfying the enrollment criterion specified by the 'EnrDays' parameter	1,228	333,058
14	Exclusion - Members must have at least one GROUP episode satisfying the enrollment criterion specified by the Query 'WashPer' parameter	0	333,058
15	Exclusion - Members must have at least one GROUP episode satisfying the enrollment criterion specified by the Event 'WashPer' parameter	91,511	241,547
16	Exclusion - Members must have at least one GROUP episode that meets Event incidence criterion [no QUERYEVENTGROUP claim in the prior Event 'WashPer' days]	564	240,983
17	Exclusion - Members must have at least one GROUP episode satisfying the Exclusion enrollment requirement	0	240,983
18	Exclusion - Members must have at least one GROUP episode satisfying the Exclusion conditions	0	240,983
19	Exclusion - Members must have at least one GROUP episode satisfying the Inclusion conditions	0	240,983
20	Information - Members with at least one GROUP claim with supply and/or amount outside specified ranges	0	

**Table 5: Attrition Table**

Criterion Number	Criterion Description	Patients Excluded	Patients Remaining
21	Information - Members with at least one EVENT claim with supply and/or amount outside specified ranges	0	
22	Information - Members with at least one INCL/EXCL claim with supply and/or amount outside specified ranges	0	
<b>Risedronate and Fracture of Interest; Exposure Extension Period= 0; Minimum Episode Duration=730</b>			
1	Initial Member Count - Members with a non-missing birth date/sex at any enrollment episode overlapping the query period		111,374,264
2	Exclusion – Members must be excluded if they only have episodes with DrugCov=N and MedCov=Y during the query period	34,183,356	77,190,908
3	Exclusion – Members must be excluded if they only have episodes with DrugCov=Y and MedCov=N during the query period	7,833,572	69,357,336
4	Exclusion – Members must be excluded if they only have episodes with DrugCov=Y and MedCov=N and DrugCov=N and MedCov=Y during the query period	24,823	69,332,513
5	Exclusion - Members must satisfy the age range condition within the query period	41,402,211	27,930,302
6	Exclusion - Members must meet chart availability criterion within the query period	0	27,930,302
7	Exclusion - Members must have at least one GROUP claim within the query period	27,591,170	339,132
8	Exclusion - Members must have at least one GROUP episode that meets Query incidence criterion [no GROUP claim in the prior Query 'WashPer' days]	4,846	334,286
9	Exclusion - Members must have at least one GROUP episode beginning within the age range condition	0	334,286
10	Exclusion - members must have at least one GROUP episode with at least minimum days supplied (based on MinDaysSupp criterion)	0	334,286
11	Exclusion - members must have at least one GROUP episode with at least minimum days duration (based on MinEpisDur criterion)	289,097	45,189
12	Exclusion - Members must have at least one GROUP episode with more than blackout days duration	0	45,189
13	Exclusion - Members must have at least one GROUP episode satisfying the enrollment criterion specified by the 'EnrDays' parameter	325	44,864
14	Exclusion - Members must have at least one GROUP episode satisfying the enrollment criterion specified by the Query 'WashPer' parameter	0	44,864
15	Exclusion - Members must have at least one GROUP episode satisfying the enrollment criterion specified by the Event 'WashPer' parameter	23,180	21,684
16	Exclusion - Members must have at least one GROUP episode that meets Event incidence criterion [no QUEREVENTGROUP claim in the prior Event 'WashPer' days]	56	21,628
17	Exclusion - Members must have at least one GROUP episode satisfying the Exclusion enrollment requirement	0	21,628
18	Exclusion - Members must have at least one GROUP episode satisfying the Exclusion conditions	0	21,628

**Table 5: Attrition Table**

Criterion Number	Criterion Description	Patients Excluded	Patients Remaining
19	Exclusion - Members must have at least one GROUP episode satisfying the Inclusion conditions	0	21,628
20	Information - Members with at least one GROUP claim with supply and/or amount outside specified ranges	0	
21	Information - Members with at least one EVENT claim with supply and/or amount outside specified ranges	0	
22	Information - Members with at least one INCL/EXCL claim with supply and/or amount outside specified ranges	0	
<b>Risedronate and Fracture of Interest; Exposure Extension Period= 0; Minimum Episode Duration=1461</b>			
1	Initial Member Count - Members with a non-missing birth date/sex at any enrollment episode overlapping the query period		111,374,264
2	Exclusion – Members must be excluded if they only have episodes with DrugCov=N and MedCov=Y during the query period	34,183,356	77,190,908
3	Exclusion – Members must be excluded if they only have episodes with DrugCov=Y and MedCov=N during the query period	7,833,572	69,357,336
4	Exclusion – Members must be excluded if they only have episodes with DrugCov=Y and MedCov=N and DrugCov=N and MedCov=Y during the query period	24,823	69,332,513
5	Exclusion - Members must satisfy the age range condition within the query period	41,402,211	27,930,302
6	Exclusion - Members must meet chart availability criterion within the query period	0	27,930,302
7	Exclusion - Members must have at least one GROUP claim within the query period	27,591,170	339,132
8	Exclusion - Members must have at least one GROUP episode that meets Query incidence criterion [no GROUP claim in the prior Query 'WashPer' days]	4,846	334,286
9	Exclusion - Members must have at least one GROUP episode beginning within the age range condition	0	334,286
10	Exclusion - members must have at least one GROUP episode with at least minimum days supplied (based on MinDaysSupp criterion)	0	334,286
11	Exclusion - members must have at least one GROUP episode with at least minimum days duration (based on MinEpisDur criterion)	326,389	7,897
12	Exclusion - Members must have at least one GROUP episode with more than blackout days duration	0	7,897
13	Exclusion - Members must have at least one GROUP episode satisfying the enrollment criterion specified by the 'EnrDays' parameter	62	7,835
14	Exclusion - Members must have at least one GROUP episode satisfying the enrollment criterion specified by the Query 'WashPer' parameter	0	7,835
15	Exclusion - Members must have at least one GROUP episode satisfying the enrollment criterion specified by the Event 'WashPer' parameter	4,727	3,108
16	Exclusion - Members must have at least one GROUP episode that meets Event incidence criterion [no QUERYEVENTGROUP claim in the prior Event 'WashPer' days]	7	3,101

**Table 5: Attrition Table**

Criterion Number	Criterion Description	Patients Excluded	Patients Remaining
17	Exclusion - Members must have at least one GROUP episode satisfying the Exclusion enrollment requirement	0	3,101
18	Exclusion - Members must have at least one GROUP episode satisfying the Exclusion conditions	0	3,101
19	Exclusion - Members must have at least one GROUP episode satisfying the Inclusion conditions	0	3,101
20	Information - Members with at least one GROUP claim with supply and/or amount outside specified ranges	0	
21	Information - Members with at least one EVENT claim with supply and/or amount outside specified ranges	0	
22	Information - Members with at least one INCL/EXCL claim with supply and/or amount outside specified ranges	0	
<b>Risedronate and Hip Fracture; Exposure Extension Period= 0; Minimum Episode Duration=1</b>			
1	Initial Member Count - Members with a non-missing birth date/sex at any enrollment episode overlapping the query period		111,374,264
2	Exclusion – Members must be excluded if they only have episodes with DrugCov=N and MedCov=Y during the query period	34,183,356	77,190,908
3	Exclusion – Members must be excluded if they only have episodes with DrugCov=Y and MedCov=N during the query period	7,833,572	69,357,336
4	Exclusion – Members must be excluded if they only have episodes with DrugCov=Y and MedCov=N and DrugCov=N and MedCov=Y during the query period	24,823	69,332,513
5	Exclusion - Members must satisfy the age range condition within the query period	41,402,211	27,930,302
6	Exclusion - Members must meet chart availability criterion within the query period	0	27,930,302
7	Exclusion - Members must have at least one GROUP claim within the query period	27,591,170	339,132
8	Exclusion - Members must have at least one GROUP episode that meets Query incidence criterion [no GROUP claim in the prior Query 'WashPer' days]	4,846	334,286
9	Exclusion - Members must have at least one GROUP episode beginning within the age range condition	0	334,286
10	Exclusion - members must have at least one GROUP episode with at least minimum days supplied (based on MinDaysSupp criterion)	0	334,286
11	Exclusion - members must have at least one GROUP episode with at least minimum days duration (based on MinEpisDur criterion)	0	334,286
12	Exclusion - Members must have at least one GROUP episode with more than blackout days duration	0	334,286
13	Exclusion - Members must have at least one GROUP episode satisfying the enrollment criterion specified by the 'EnrDays' parameter	1,228	333,058
14	Exclusion - Members must have at least one GROUP episode satisfying the enrollment criterion specified by the Query 'WashPer' parameter	0	333,058

**Table 5: Attrition Table**

Criterion Number	Criterion Description	Patients Excluded	Patients Remaining
15	Exclusion - Members must have at least one GROUP episode satisfying the enrollment criterion specified by the Event 'WashPer' parameter	91,511	241,547
16	Exclusion - Members must have at least one GROUP episode that meets Event incidence criterion [no QUERYEVENTGROUP claim in the prior Event 'WashPer' days]	1,493	240,054
17	Exclusion - Members must have at least one GROUP episode satisfying the Exclusion enrollment requirement	0	240,054
18	Exclusion - Members must have at least one GROUP episode satisfying the Exclusion conditions	0	240,054
19	Exclusion - Members must have at least one GROUP episode satisfying the Inclusion conditions	0	240,054
20	Information - Members with at least one GROUP claim with supply and/or amount outside specified ranges	0	
21	Information - Members with at least one EVENT claim with supply and/or amount outside specified ranges	0	
22	Information - Members with at least one INCL/EXCL claim with supply and/or amount outside specified ranges	0	
<b>Risedronate and Hip Fracture; Exposure Extension Period= 0; Minimum Episode Duration=730</b>			
1	Initial Member Count - Members with a non-missing birth date/sex at any enrollment episode overlapping the query period		111,374,264
2	Exclusion – Members must be excluded if they only have episodes with DrugCov=N and MedCov=Y during the query period	34,183,356	77,190,908
3	Exclusion – Members must be excluded if they only have episodes with DrugCov=Y and MedCov=N during the query period	7,833,572	69,357,336
4	Exclusion – Members must be excluded if they only have episodes with DrugCov=Y and MedCov=N and DrugCov=N and MedCov=Y during the query period	24,823	69,332,513
5	Exclusion - Members must satisfy the age range condition within the query period	41,402,211	27,930,302
6	Exclusion - Members must meet chart availability criterion within the query period	0	27,930,302
7	Exclusion - Members must have at least one GROUP claim within the query period	27,591,170	339,132
8	Exclusion - Members must have at least one GROUP episode that meets Query incidence criterion [no GROUP claim in the prior Query 'WashPer' days]	4,846	334,286
9	Exclusion - Members must have at least one GROUP episode beginning within the age range condition	0	334,286
10	Exclusion - members must have at least one GROUP episode with at least minimum days supplied (based on MinDaysSupp criterion)	0	334,286
11	Exclusion - members must have at least one GROUP episode with at least minimum days duration (based on MinEpisDur criterion)	289,097	45,189
12	Exclusion - Members must have at least one GROUP episode with more than blackout days duration	0	45,189

**Table 5: Attrition Table**

Criterion Number	Criterion Description	Patients Excluded	Patients Remaining
13	Exclusion - Members must have at least one GROUP episode satisfying the enrollment criterion specified by the 'EnrDays' parameter	325	44,864
14	Exclusion - Members must have at least one GROUP episode satisfying the enrollment criterion specified by the Query 'WashPer' parameter	0	44,864
15	Exclusion - Members must have at least one GROUP episode satisfying the enrollment criterion specified by the Event 'WashPer' parameter	23,180	21,684
16	Exclusion - Members must have at least one GROUP episode that meets Event incidence criterion [no QUERYEVENTGROUP claim in the prior Event 'WashPer' days]	156	21,528
17	Exclusion - Members must have at least one GROUP episode satisfying the Exclusion enrollment requirement	0	21,528
18	Exclusion - Members must have at least one GROUP episode satisfying the Exclusion conditions	0	21,528
19	Exclusion - Members must have at least one GROUP episode satisfying the Inclusion conditions	0	21,528
20	Information - Members with at least one GROUP claim with supply and/or amount outside specified ranges	0	
21	Information - Members with at least one EVENT claim with supply and/or amount outside specified ranges	0	
22	Information - Members with at least one INCL/EXCL claim with supply and/or amount outside specified ranges	0	
<b>Risedronate and Hip Fracture; Exposure Extension Period= 0; Minimum Episode Duration=1461</b>			
1	Initial Member Count - Members with a non-missing birth date/sex at any enrollment episode overlapping the query period		111,374,264
2	Exclusion – Members must be excluded if they only have episodes with DrugCov=N and MedCov=Y during the query period	34,183,356	77,190,908
3	Exclusion – Members must be excluded if they only have episodes with DrugCov=Y and MedCov=N during the query period	7,833,572	69,357,336
4	Exclusion – Members must be excluded if they only have episodes with DrugCov=Y and MedCov=N and DrugCov=N and MedCov=Y during the query period	24,823	69,332,513
5	Exclusion - Members must satisfy the age range condition within the query period	41,402,211	27,930,302
6	Exclusion - Members must meet chart availability criterion within the query period	0	27,930,302
7	Exclusion - Members must have at least one GROUP claim within the query period	27,591,170	339,132
8	Exclusion - Members must have at least one GROUP episode that meets Query incidence criterion [no GROUP claim in the prior Query 'WashPer' days]	4,846	334,286
9	Exclusion - Members must have at least one GROUP episode beginning within the age range condition	0	334,286
10	Exclusion - members must have at least one GROUP episode with at least minimum days supplied (based on MinDaysSupp criterion)	0	334,286



**Table 5: Attrition Table**

<b>Criterion Number</b>	<b>Criterion Description</b>	<b>Patients Excluded</b>	<b>Patients Remaining</b>
11	Exclusion - members must have at least one GROUP episode with at least minimum days duration (based on MinEpisDur criterion)	326,389	7,897
12	Exclusion - Members must have at least one GROUP episode with more than blackout days duration	0	7,897
13	Exclusion - Members must have at least one GROUP episode satisfying the enrollment criterion specified by the 'EnrDays' parameter	62	7,835
14	Exclusion - Members must have at least one GROUP episode satisfying the enrollment criterion specified by the Query 'WashPer' parameter	0	7,835
15	Exclusion - Members must have at least one GROUP episode satisfying the enrollment criterion specified by the Event 'WashPer' parameter	4,727	3,108
16	Exclusion - Members must have at least one GROUP episode that meets Event incidence criterion [no QUERYEVENTGROUP claim in the prior Event 'WashPer' days]	25	3,083
17	Exclusion - Members must have at least one GROUP episode satisfying the Exclusion enrollment requirement	0	3,083
18	Exclusion - Members must have at least one GROUP episode satisfying the Exclusion conditions	0	3,083
19	Exclusion - Members must have at least one GROUP episode satisfying the Inclusion conditions	0	3,083
20	Information - Members with at least one GROUP claim with supply and/or amount outside specified ranges	0	
21	Information - Members with at least one EVENT claim with supply and/or amount outside specified ranges	0	
22	Information - Members with at least one INCL/EXCL claim with supply and/or amount outside specified ranges	0	
<b>Risedronate and Non-vertebral Fracture; Exposure Extension Period= 0; Minimum Episode Duration=1</b>			
1	Initial Member Count - Members with a non-missing birth date/sex at any enrollment episode overlapping the query period		111,374,264
2	Exclusion – Members must be excluded if they only have episodes with DrugCov=N and MedCov=Y during the query period	34,183,356	77,190,908
3	Exclusion – Members must be excluded if they only have episodes with DrugCov=Y and MedCov=N during the query period	7,833,572	69,357,336
4	Exclusion – Members must be excluded if they only have episodes with DrugCov=Y and MedCov=N and DrugCov=N and MedCov=Y during the query period	24,823	69,332,513
5	Exclusion - Members must satisfy the age range condition within the query period	41,402,211	27,930,302
6	Exclusion - Members must meet chart availability criterion within the query period	0	27,930,302
7	Exclusion - Members must have at least one GROUP claim within the query period	27,591,170	339,132
8	Exclusion - Members must have at least one GROUP episode that meets Query incidence criterion [no GROUP claim in the prior Query 'WashPer' days]	4,846	334,286

**Table 5: Attrition Table**

Criterion Number	Criterion Description	Patients Excluded	Patients Remaining
9	Exclusion - Members must have at least one GROUP episode beginning within the age range condition	0	334,286
10	Exclusion - members must have at least one GROUP episode with at least minimum days supplied (based on MinDaysSupp criterion)	0	334,286
11	Exclusion - members must have at least one GROUP episode with at least minimum days duration (based on MinEpisDur criterion)	0	334,286
12	Exclusion - Members must have at least one GROUP episode with more than blackout days duration	0	334,286
13	Exclusion - Members must have at least one GROUP episode satisfying the enrollment criterion specified by the 'EnrDays' parameter	1,228	333,058
14	Exclusion - Members must have at least one GROUP episode satisfying the enrollment criterion specified by the Query 'WashPer' parameter	0	333,058
15	Exclusion - Members must have at least one GROUP episode satisfying the enrollment criterion specified by the Event 'WashPer' parameter	91,511	241,547
16	Exclusion - Members must have at least one GROUP episode that meets Event incidence criterion [no QUERYEVENTGROUP claim in the prior Event 'WashPer' days]	5,243	236,304
17	Exclusion - Members must have at least one GROUP episode satisfying the Exclusion enrollment requirement	0	236,304
18	Exclusion - Members must have at least one GROUP episode satisfying the Exclusion conditions	0	236,304
19	Exclusion - Members must have at least one GROUP episode satisfying the Inclusion conditions	0	236,304
20	Information - Members with at least one GROUP claim with supply and/or amount outside specified ranges	0	
21	Information - Members with at least one EVENT claim with supply and/or amount outside specified ranges	0	
22	Information - Members with at least one INCL/EXCL claim with supply and/or amount outside specified ranges	0	
<b>Risedronate and Non-vertebral Fracture; Exposure Extension Period= 0; Minimum Episode Duration=730</b>			
1	Initial Member Count - Members with a non-missing birth date/sex at any enrollment episode overlapping the query period		111,374,264
2	Exclusion – Members must be excluded if they only have episodes with DrugCov=N and MedCov=Y during the query period	34,183,356	77,190,908
3	Exclusion – Members must be excluded if they only have episodes with DrugCov=Y and MedCov=N during the query period	7,833,572	69,357,336
4	Exclusion – Members must be excluded if they only have episodes with DrugCov=Y and MedCov=N and DrugCov=N and MedCov=Y during the query period	24,823	69,332,513
5	Exclusion - Members must satisfy the age range condition within the query period	41,402,211	27,930,302
6	Exclusion - Members must meet chart availability criterion within the query period	0	27,930,302

**Table 5: Attrition Table**

Criterion Number	Criterion Description	Patients Excluded	Patients Remaining
7	Exclusion - Members must have at least one GROUP claim within the query period	27,591,170	339,132
8	Exclusion - Members must have at least one GROUP episode that meets Query incidence criterion [no GROUP claim in the prior Query 'WashPer' days]	4,846	334,286
9	Exclusion - Members must have at least one GROUP episode beginning within the age range condition	0	334,286
10	Exclusion - members must have at least one GROUP episode with at least minimum days supplied (based on MinDaysSupp criterion)	0	334,286
11	Exclusion - members must have at least one GROUP episode with at least minimum days duration (based on MinEpisDur criterion)	289,097	45,189
12	Exclusion - Members must have at least one GROUP episode with more than blackout days duration	0	45,189
13	Exclusion - Members must have at least one GROUP episode satisfying the enrollment criterion specified by the 'EnrDays' parameter	325	44,864
14	Exclusion - Members must have at least one GROUP episode satisfying the enrollment criterion specified by the Query 'WashPer' parameter	0	44,864
15	Exclusion - Members must have at least one GROUP episode satisfying the enrollment criterion specified by the Event 'WashPer' parameter	23,180	21,684
16	Exclusion - Members must have at least one GROUP episode that meets Event incidence criterion [no QUERYEVENTGROUP claim in the prior Event 'WashPer' days]	619	21,065
17	Exclusion - Members must have at least one GROUP episode satisfying the Exclusion enrollment requirement	0	21,065
18	Exclusion - Members must have at least one GROUP episode satisfying the Exclusion conditions	0	21,065
19	Exclusion - Members must have at least one GROUP episode satisfying the Inclusion conditions	0	21,065
20	Information - Members with at least one GROUP claim with supply and/or amount outside specified ranges	0	
21	Information - Members with at least one EVENT claim with supply and/or amount outside specified ranges	0	
22	Information - Members with at least one INCL/EXCL claim with supply and/or amount outside specified ranges	0	
<b>Risedronate and Non-vertebral Fracture; Exposure Extension Period= 0; Minimum Episode Duration=1461</b>			
1	Initial Member Count - Members with a non-missing birth date/sex at any enrollment episode overlapping the query period		111,374,264
2	Exclusion – Members must be excluded if they only have episodes with DrugCov=N and MedCov=Y during the query period	34,183,356	77,190,908
3	Exclusion – Members must be excluded if they only have episodes with DrugCov=Y and MedCov=N during the query period	7,833,572	69,357,336

**Table 5: Attrition Table**

Criterion Number	Criterion Description	Patients Excluded	Patients Remaining
4	Exclusion – Members must be excluded if they only have episodes with DrugCov=Y and MedCov=N and DrugCov=N and MedCov=Y during the query period	24,823	69,332,513
5	Exclusion - Members must satisfy the age range condition within the query period	41,402,211	27,930,302
6	Exclusion - Members must meet chart availability criterion within the query period	0	27,930,302
7	Exclusion - Members must have at least one GROUP claim within the query period	27,591,170	339,132
8	Exclusion - Members must have at least one GROUP episode that meets Query incidence criterion [no GROUP claim in the prior Query 'WashPer' days]	4,846	334,286
9	Exclusion - Members must have at least one GROUP episode beginning within the age range condition	0	334,286
10	Exclusion - members must have at least one GROUP episode with at least minimum days supplied (based on MinDaysSupp criterion)	0	334,286
11	Exclusion - members must have at least one GROUP episode with at least minimum days duration (based on MinEpisDur criterion)	326,389	7,897
12	Exclusion - Members must have at least one GROUP episode with more than blackout days duration	0	7,897
13	Exclusion - Members must have at least one GROUP episode satisfying the enrollment criterion specified by the 'EnrDays' parameter	62	7,835
14	Exclusion - Members must have at least one GROUP episode satisfying the enrollment criterion specified by the Query 'WashPer' parameter	0	7,835
15	Exclusion - Members must have at least one GROUP episode satisfying the enrollment criterion specified by the Event 'WashPer' parameter	4,727	3,108
16	Exclusion - Members must have at least one GROUP episode that meets Event incidence criterion [no QUERYEVENTGROUP claim in the prior Event 'WashPer' days]	91	3,017
17	Exclusion - Members must have at least one GROUP episode satisfying the Exclusion enrollment requirement	0	3,017
18	Exclusion - Members must have at least one GROUP episode satisfying the Exclusion conditions	0	3,017
19	Exclusion - Members must have at least one GROUP episode satisfying the Inclusion conditions	0	3,017
20	Information - Members with at least one GROUP claim with supply and/or amount outside specified ranges	0	
21	Information - Members with at least one EVENT claim with supply and/or amount outside specified ranges	0	
22	Information - Members with at least one INCL/EXCL claim with supply and/or amount outside specified ranges	0	
<b>Ibandronate and Fracture of Interest; Exposure Extension Period=0; Minimum Episode Duration=1</b>			
1	Initial Member Count - Members with a non-missing birth date/sex at any enrollment episode overlapping the query period		111,374,264

**Table 5: Attrition Table**

<b>Criterion Number</b>	<b>Criterion Description</b>	<b>Patients Excluded</b>	<b>Patients Remaining</b>
2	Exclusion – Members must be excluded if they only have episodes with DrugCov=N and MedCov=Y during the query period	34,183,356	77,190,908
3	Exclusion – Members must be excluded if they only have episodes with DrugCov=Y and MedCov=N during the query period	7,833,572	69,357,336
4	Exclusion – Members must be excluded if they only have episodes with DrugCov=Y and MedCov=N and DrugCov=N and MedCov=Y during the query period	24,823	69,332,513
5	Exclusion - Members must satisfy the age range condition within the query period	41,402,211	27,930,302
6	Exclusion - Members must meet chart availability criterion within the query period	0	27,930,302
7	Exclusion - Members must have at least one GROUP claim within the query period	27,712,138	218,164
8	Exclusion - Members must have at least one GROUP episode that meets Query incidence criterion [no GROUP claim in the prior Query 'WashPer' days]	2,896	215,268
9	Exclusion - Members must have at least one GROUP episode beginning within the age range condition	0	215,268
10	Exclusion - members must have at least one GROUP episode with at least minimum days supplied (based on MinDaysSupp criterion)	0	215,268
11	Exclusion - members must have at least one GROUP episode with at least minimum days duration (based on MinEpisDur criterion)	0	215,268
12	Exclusion - Members must have at least one GROUP episode with more than blackout days duration	0	215,268
13	Exclusion - Members must have at least one GROUP episode satisfying the enrollment criterion specified by the 'EnrDays' parameter	537	214,731
14	Exclusion - Members must have at least one GROUP episode satisfying the enrollment criterion specified by the Query 'WashPer' parameter	0	214,731
15	Exclusion - Members must have at least one GROUP episode satisfying the enrollment criterion specified by the Event 'WashPer' parameter	42,248	172,483
16	Exclusion - Members must have at least one GROUP episode that meets Event incidence criterion [no QUERYEVENTGROUP claim in the prior Event 'WashPer' days]	243	172,240
17	Exclusion - Members must have at least one GROUP episode satisfying the Exclusion enrollment requirement	0	172,240
18	Exclusion - Members must have at least one GROUP episode satisfying the Exclusion conditions	0	172,240
19	Exclusion - Members must have at least one GROUP episode satisfying the Inclusion conditions	0	172,240
20	Information - Members with at least one GROUP claim with supply and/or amount outside specified ranges	0	
21	Information - Members with at least one EVENT claim with supply and/or amount outside specified ranges	0	
22	Information - Members with at least one INCL/EXCL claim with supply and/or amount outside specified ranges	0	

**Table 5: Attrition Table**

Criterion Number	Criterion Description	Patients Excluded	Patients Remaining
<b>Ibandronate and Fracture of Interest; Exposure Extension Period=0; Minimum Episode Duration=730</b>			
1	Initial Member Count - Members with a non-missing birth date/sex at any enrollment episode overlapping the query period		111,374,264
2	Exclusion – Members must be excluded if they only have episodes with DrugCov=N and MedCov=Y during the query period	34,183,356	77,190,908
3	Exclusion – Members must be excluded if they only have episodes with DrugCov=Y and MedCov=N during the query period	7,833,572	69,357,336
4	Exclusion – Members must be excluded if they only have episodes with DrugCov=Y and MedCov=N and DrugCov=N and MedCov=Y during the query period	24,823	69,332,513
5	Exclusion - Members must satisfy the age range condition within the query period	41,402,211	27,930,302
6	Exclusion - Members must meet chart availability criterion within the query period	0	27,930,302
7	Exclusion - Members must have at least one GROUP claim within the query period	27,712,138	218,164
8	Exclusion - Members must have at least one GROUP episode that meets Query incidence criterion [no GROUP claim in the prior Query 'WashPer' days]	2,896	215,268
9	Exclusion - Members must have at least one GROUP episode beginning within the age range condition	0	215,268
10	Exclusion - members must have at least one GROUP episode with at least minimum days supplied (based on MinDaysSupp criterion)	0	215,268
11	Exclusion - members must have at least one GROUP episode with at least minimum days duration (based on MinEpisDur criterion)	196,378	18,890
12	Exclusion - Members must have at least one GROUP episode with more than blackout days duration	0	18,890
13	Exclusion - Members must have at least one GROUP episode satisfying the enrollment criterion specified by the 'EnrDays' parameter	94	18,796
14	Exclusion - Members must have at least one GROUP episode satisfying the enrollment criterion specified by the Query 'WashPer' parameter	0	18,796
15	Exclusion - Members must have at least one GROUP episode satisfying the enrollment criterion specified by the Event 'WashPer' parameter	6,117	12,679
16	Exclusion - Members must have at least one GROUP episode that meets Event incidence criterion [no QUERYEVENTGROUP claim in the prior Event 'WashPer' days]	27	12,652
17	Exclusion - Members must have at least one GROUP episode satisfying the Exclusion enrollment requirement	0	12,652
18	Exclusion - Members must have at least one GROUP episode satisfying the Exclusion conditions	0	12,652
19	Exclusion - Members must have at least one GROUP episode satisfying the Inclusion conditions	0	12,652
20	Information - Members with at least one GROUP claim with supply and/or amount outside specified ranges	0	

**Table 5: Attrition Table**

Criterion Number	Criterion Description	Patients Excluded	Patients Remaining
21	Information - Members with at least one EVENT claim with supply and/or amount outside specified ranges	0	
22	Information - Members with at least one INCL/EXCL claim with supply and/or amount outside specified ranges	0	
<b>Ibandronate and Fracture of Interest; Exposure Extension Period=0; Minimum Episode Duration=1461</b>			
1	Initial Member Count - Members with a non-missing birth date/sex at any enrollment episode overlapping the query period		111,374,264
2	Exclusion – Members must be excluded if they only have episodes with DrugCov=N and MedCov=Y during the query period	34,183,356	77,190,908
3	Exclusion – Members must be excluded if they only have episodes with DrugCov=Y and MedCov=N during the query period	7,833,572	69,357,336
4	Exclusion – Members must be excluded if they only have episodes with DrugCov=Y and MedCov=N and DrugCov=N and MedCov=Y during the query period	24,823	69,332,513
5	Exclusion - Members must satisfy the age range condition within the query period	41,402,211	27,930,302
6	Exclusion - Members must meet chart availability criterion within the query period	0	27,930,302
7	Exclusion - Members must have at least one GROUP claim within the query period	27,712,138	218,164
8	Exclusion - Members must have at least one GROUP episode that meets Query incidence criterion [no GROUP claim in the prior Query 'WashPer' days]	2,896	215,268
9	Exclusion - Members must have at least one GROUP episode beginning within the age range condition	0	215,268
10	Exclusion - members must have at least one GROUP episode with at least minimum days supplied (based on MinDaysSupp criterion)	0	215,268
11	Exclusion - members must have at least one GROUP episode with at least minimum days duration (based on MinEpisDur criterion)	212,901	2,367
12	Exclusion - Members must have at least one GROUP episode with more than blackout days duration	0	2,367
13	Exclusion - Members must have at least one GROUP episode satisfying the enrollment criterion specified by the 'EnrDays' parameter	18	2,349
14	Exclusion - Members must have at least one GROUP episode satisfying the enrollment criterion specified by the Query 'WashPer' parameter	0	2,349
15	Exclusion - Members must have at least one GROUP episode satisfying the enrollment criterion specified by the Event 'WashPer' parameter	864	1,485
16	Exclusion - Members must have at least one GROUP episode that meets Event incidence criterion [no QUERYEVENTGROUP claim in the prior Event 'WashPer' days]	2	1,483
17	Exclusion - Members must have at least one GROUP episode satisfying the Exclusion enrollment requirement	0	1,483
18	Exclusion - Members must have at least one GROUP episode satisfying the Exclusion conditions	0	1,483

**Table 5: Attrition Table**

Criterion Number	Criterion Description	Patients Excluded	Patients Remaining
19	Exclusion - Members must have at least one GROUP episode satisfying the Inclusion conditions	0	1,483
20	Information - Members with at least one GROUP claim with supply and/or amount outside specified ranges	0	
21	Information - Members with at least one EVENT claim with supply and/or amount outside specified ranges	0	
22	Information - Members with at least one INCL/EXCL claim with supply and/or amount outside specified ranges	0	
<b>Ibandronate and Hip Fracture; Exposure Extension Period=0; Minimum Episode Duration=1</b>			
1	Initial Member Count - Members with a non-missing birth date/sex at any enrollment episode overlapping the query period		111,374,264
2	Exclusion – Members must be excluded if they only have episodes with DrugCov=N and MedCov=Y during the query period	34,183,356	77,190,908
3	Exclusion – Members must be excluded if they only have episodes with DrugCov=Y and MedCov=N during the query period	7,833,572	69,357,336
4	Exclusion – Members must be excluded if they only have episodes with DrugCov=Y and MedCov=N and DrugCov=N and MedCov=Y during the query period	24,823	69,332,513
5	Exclusion - Members must satisfy the age range condition within the query period	41,402,211	27,930,302
6	Exclusion - Members must meet chart availability criterion within the query period	0	27,930,302
7	Exclusion - Members must have at least one GROUP claim within the query period	27,712,138	218,164
8	Exclusion - Members must have at least one GROUP episode that meets Query incidence criterion [no GROUP claim in the prior Query 'WashPer' days]	2,896	215,268
9	Exclusion - Members must have at least one GROUP episode beginning within the age range condition	0	215,268
10	Exclusion - members must have at least one GROUP episode with at least minimum days supplied (based on MinDaysSupp criterion)	0	215,268
11	Exclusion - members must have at least one GROUP episode with at least minimum days duration (based on MinEpisDur criterion)	0	215,268
12	Exclusion - Members must have at least one GROUP episode with more than blackout days duration	0	215,268
13	Exclusion - Members must have at least one GROUP episode satisfying the enrollment criterion specified by the 'EnrDays' parameter	537	214,731
14	Exclusion - Members must have at least one GROUP episode satisfying the enrollment criterion specified by the Query 'WashPer' parameter	0	214,731
15	Exclusion - Members must have at least one GROUP episode satisfying the enrollment criterion specified by the Event 'WashPer' parameter	42,248	172,483
16	Exclusion - Members must have at least one GROUP episode that meets Event incidence criterion [no QUERYEVENTGROUP claim in the prior Event 'WashPer' days]	713	171,770



**Table 5: Attrition Table**

Criterion Number	Criterion Description	Patients Excluded	Patients Remaining
17	Exclusion - Members must have at least one GROUP episode satisfying the Exclusion enrollment requirement	0	171,770
18	Exclusion - Members must have at least one GROUP episode satisfying the Exclusion conditions	0	171,770
19	Exclusion - Members must have at least one GROUP episode satisfying the Inclusion conditions	0	171,770
20	Information - Members with at least one GROUP claim with supply and/or amount outside specified ranges	0	
21	Information - Members with at least one EVENT claim with supply and/or amount outside specified ranges	0	
22	Information - Members with at least one INCL/EXCL claim with supply and/or amount outside specified ranges	0	
<b>Ibandronate and Hip Fracture; Exposure Extension Period=0; Minimum Episode Duration=730</b>			
1	Initial Member Count - Members with a non-missing birth date/sex at any enrollment episode overlapping the query period		111,374,264
2	Exclusion – Members must be excluded if they only have episodes with DrugCov=N and MedCov=Y during the query period	34,183,356	77,190,908
3	Exclusion – Members must be excluded if they only have episodes with DrugCov=Y and MedCov=N during the query period	7,833,572	69,357,336
4	Exclusion – Members must be excluded if they only have episodes with DrugCov=Y and MedCov=N and DrugCov=N and MedCov=Y during the query period	24,823	69,332,513
5	Exclusion - Members must satisfy the age range condition within the query period	41,402,211	27,930,302
6	Exclusion - Members must meet chart availability criterion within the query period	0	27,930,302
7	Exclusion - Members must have at least one GROUP claim within the query period	27,712,138	218,164
8	Exclusion - Members must have at least one GROUP episode that meets Query incidence criterion [no GROUP claim in the prior Query 'WashPer' days]	2,896	215,268
9	Exclusion - Members must have at least one GROUP episode beginning within the age range condition	0	215,268
10	Exclusion - members must have at least one GROUP episode with at least minimum days supplied (based on MinDaysSupp criterion)	0	215,268
11	Exclusion - members must have at least one GROUP episode with at least minimum days duration (based on MinEpisDur criterion)	196,378	18,890
12	Exclusion - Members must have at least one GROUP episode with more than blackout days duration	0	18,890
13	Exclusion - Members must have at least one GROUP episode satisfying the enrollment criterion specified by the 'EnrDays' parameter	94	18,796
14	Exclusion - Members must have at least one GROUP episode satisfying the enrollment criterion specified by the Query 'WashPer' parameter	0	18,796

**Table 5: Attrition Table**

Criterion Number	Criterion Description	Patients Excluded	Patients Remaining
15	Exclusion - Members must have at least one GROUP episode satisfying the enrollment criterion specified by the Event 'WashPer' parameter	6,117	12,679
16	Exclusion - Members must have at least one GROUP episode that meets Event incidence criterion [no QUERYEVENTGROUP claim in the prior Event 'WashPer' days]	58	12,621
17	Exclusion - Members must have at least one GROUP episode satisfying the Exclusion enrollment requirement	0	12,621
18	Exclusion - Members must have at least one GROUP episode satisfying the Exclusion conditions	0	12,621
19	Exclusion - Members must have at least one GROUP episode satisfying the Inclusion conditions	0	12,621
20	Information - Members with at least one GROUP claim with supply and/or amount outside specified ranges	0	
21	Information - Members with at least one EVENT claim with supply and/or amount outside specified ranges	0	
22	Information - Members with at least one INCL/EXCL claim with supply and/or amount outside specified ranges	0	
<b>ibandronate and Hip Fracture; Exposure Extension Period=0; Minimum Episode Duration=1461</b>			
1	Initial Member Count - Members with a non-missing birth date/sex at any enrollment episode overlapping the query period		111,374,264
2	Exclusion – Members must be excluded if they only have episodes with DrugCov=N and MedCov=Y during the query period	34,183,356	77,190,908
3	Exclusion – Members must be excluded if they only have episodes with DrugCov=Y and MedCov=N during the query period	7,833,572	69,357,336
4	Exclusion – Members must be excluded if they only have episodes with DrugCov=Y and MedCov=N and DrugCov=N and MedCov=Y during the query period	24,823	69,332,513
5	Exclusion - Members must satisfy the age range condition within the query period	41,402,211	27,930,302
6	Exclusion - Members must meet chart availability criterion within the query period	0	27,930,302
7	Exclusion - Members must have at least one GROUP claim within the query period	27,712,138	218,164
8	Exclusion - Members must have at least one GROUP episode that meets Query incidence criterion [no GROUP claim in the prior Query 'WashPer' days]	2,896	215,268
9	Exclusion - Members must have at least one GROUP episode beginning within the age range condition	0	215,268
10	Exclusion - members must have at least one GROUP episode with at least minimum days supplied (based on MinDaysSupp criterion)	0	215,268
11	Exclusion - members must have at least one GROUP episode with at least minimum days duration (based on MinEpisDur criterion)	212,901	2,367
12	Exclusion - Members must have at least one GROUP episode with more than blackout days duration	0	2,367

**Table 5: Attrition Table**

Criterion Number	Criterion Description	Patients Excluded	Patients Remaining
13	Exclusion - Members must have at least one GROUP episode satisfying the enrollment criterion specified by the 'EnrDays' parameter	18	2,349
14	Exclusion - Members must have at least one GROUP episode satisfying the enrollment criterion specified by the Query 'WashPer' parameter	0	2,349
15	Exclusion - Members must have at least one GROUP episode satisfying the enrollment criterion specified by the Event 'WashPer' parameter	864	1,485
16	Exclusion - Members must have at least one GROUP episode that meets Event incidence criterion [no QUERYEVENTGROUP claim in the prior Event 'WashPer' days]	10	1,475
17	Exclusion - Members must have at least one GROUP episode satisfying the Exclusion enrollment requirement	0	1,475
18	Exclusion - Members must have at least one GROUP episode satisfying the Exclusion conditions	0	1,475
19	Exclusion - Members must have at least one GROUP episode satisfying the Inclusion conditions	0	1,475
20	Information - Members with at least one GROUP claim with supply and/or amount outside specified ranges	0	
21	Information - Members with at least one EVENT claim with supply and/or amount outside specified ranges	0	
22	Information - Members with at least one INCL/EXCL claim with supply and/or amount outside specified ranges	0	
<b>Ibandronate and Non-vertebral Fracture; Exposure Extension Period=0; Minimum Episode Duration=1</b>			
1	Initial Member Count - Members with a non-missing birth date/sex at any enrollment episode overlapping the query period		111,374,264
2	Exclusion – Members must be excluded if they only have episodes with DrugCov=N and MedCov=Y during the query period	34,183,356	77,190,908
3	Exclusion – Members must be excluded if they only have episodes with DrugCov=Y and MedCov=N during the query period	7,833,572	69,357,336
4	Exclusion – Members must be excluded if they only have episodes with DrugCov=Y and MedCov=N and DrugCov=N and MedCov=Y during the query period	24,823	69,332,513
5	Exclusion - Members must satisfy the age range condition within the query period	41,402,211	27,930,302
6	Exclusion - Members must meet chart availability criterion within the query period	0	27,930,302
7	Exclusion - Members must have at least one GROUP claim within the query period	27,712,138	218,164
8	Exclusion - Members must have at least one GROUP episode that meets Query incidence criterion [no GROUP claim in the prior Query 'WashPer' days]	2,896	215,268
9	Exclusion - Members must have at least one GROUP episode beginning within the age range condition	0	215,268
10	Exclusion - members must have at least one GROUP episode with at least minimum days supplied (based on MinDaysSupp criterion)	0	215,268

**Table 5: Attrition Table**

Criterion Number	Criterion Description	Patients Excluded	Patients Remaining
11	Exclusion - members must have at least one GROUP episode with at least minimum days duration (based on MinEpisDur criterion)	0	215,268
12	Exclusion - Members must have at least one GROUP episode with more than blackout days duration	0	215,268
13	Exclusion - Members must have at least one GROUP episode satisfying the enrollment criterion specified by the 'EnrDays' parameter	537	214,731
14	Exclusion - Members must have at least one GROUP episode satisfying the enrollment criterion specified by the Query 'WashPer' parameter	0	214,731
15	Exclusion - Members must have at least one GROUP episode satisfying the enrollment criterion specified by the Event 'WashPer' parameter	42,248	172,483
16	Exclusion - Members must have at least one GROUP episode that meets Event incidence criterion [no QUERYEVENTGROUP claim in the prior Event 'WashPer' days]	3,277	169,206
17	Exclusion - Members must have at least one GROUP episode satisfying the Exclusion enrollment requirement	0	169,206
18	Exclusion - Members must have at least one GROUP episode satisfying the Exclusion conditions	0	169,206
19	Exclusion - Members must have at least one GROUP episode satisfying the Inclusion conditions	0	169,206
20	Information - Members with at least one GROUP claim with supply and/or amount outside specified ranges	0	
21	Information - Members with at least one EVENT claim with supply and/or amount outside specified ranges	0	
22	Information - Members with at least one INCL/EXCL claim with supply and/or amount outside specified ranges	0	
<b>Ibandronate and Non-vertebral Fracture; Exposure Extension Period=0; Minimum Episode Duration=730</b>			
1	Initial Member Count - Members with a non-missing birth date/sex at any enrollment episode overlapping the query period		111,374,264
2	Exclusion – Members must be excluded if they only have episodes with DrugCov=N and MedCov=Y during the query period	34,183,356	77,190,908
3	Exclusion – Members must be excluded if they only have episodes with DrugCov=Y and MedCov=N during the query period	7,833,572	69,357,336
4	Exclusion – Members must be excluded if they only have episodes with DrugCov=Y and MedCov=N and DrugCov=N and MedCov=Y during the query period	24,823	69,332,513
5	Exclusion - Members must satisfy the age range condition within the query period	41,402,211	27,930,302
6	Exclusion - Members must meet chart availability criterion within the query period	0	27,930,302
7	Exclusion - Members must have at least one GROUP claim within the query period	27,712,138	218,164
8	Exclusion - Members must have at least one GROUP episode that meets Query incidence criterion [no GROUP claim in the prior Query 'WashPer' days]	2,896	215,268

**Table 5: Attrition Table**

Criterion Number	Criterion Description	Patients Excluded	Patients Remaining
9	Exclusion - Members must have at least one GROUP episode beginning within the age range condition	0	215,268
10	Exclusion - members must have at least one GROUP episode with at least minimum days supplied (based on MinDaysSupp criterion)	0	215,268
11	Exclusion - members must have at least one GROUP episode with at least minimum days duration (based on MinEpisDur criterion)	196,378	18,890
12	Exclusion - Members must have at least one GROUP episode with more than blackout days duration	0	18,890
13	Exclusion - Members must have at least one GROUP episode satisfying the enrollment criterion specified by the 'EnrDays' parameter	94	18,796
14	Exclusion - Members must have at least one GROUP episode satisfying the enrollment criterion specified by the Query 'WashPer' parameter	0	18,796
15	Exclusion - Members must have at least one GROUP episode satisfying the enrollment criterion specified by the Event 'WashPer' parameter	6,117	12,679
16	Exclusion - Members must have at least one GROUP episode that meets Event incidence criterion [no QUERYEVENTGROUP claim in the prior Event 'WashPer' days]	306	12,373
17	Exclusion - Members must have at least one GROUP episode satisfying the Exclusion enrollment requirement	0	12,373
18	Exclusion - Members must have at least one GROUP episode satisfying the Exclusion conditions	0	12,373
19	Exclusion - Members must have at least one GROUP episode satisfying the Inclusion conditions	0	12,373
20	Information - Members with at least one GROUP claim with supply and/or amount outside specified ranges	0	
21	Information - Members with at least one EVENT claim with supply and/or amount outside specified ranges	0	
22	Information - Members with at least one INCL/EXCL claim with supply and/or amount outside specified ranges	0	
<b>Ibandronate and Non-vertebral Fracture; Exposure Extension Period=0; Minimum Episode Duration=1461</b>			
1	Initial Member Count - Members with a non-missing birth date/sex at any enrollment episode overlapping the query period		111,374,264
2	Exclusion – Members must be excluded if they only have episodes with DrugCov=N and MedCov=Y during the query period	34,183,356	77,190,908
3	Exclusion – Members must be excluded if they only have episodes with DrugCov=Y and MedCov=N during the query period	7,833,572	69,357,336
4	Exclusion – Members must be excluded if they only have episodes with DrugCov=Y and MedCov=N and DrugCov=N and MedCov=Y during the query period	24,823	69,332,513
5	Exclusion - Members must satisfy the age range condition within the query period	41,402,211	27,930,302
6	Exclusion - Members must meet chart availability criterion within the query period	0	27,930,302

**Table 5: Attrition Table**

<b>Criterion Number</b>	<b>Criterion Description</b>	<b>Patients Excluded</b>	<b>Patients Remaining</b>
7	Exclusion - Members must have at least one GROUP claim within the query period	27,712,138	218,164
8	Exclusion - Members must have at least one GROUP episode that meets Query incidence criterion [no GROUP claim in the prior Query 'WashPer' days]	2,896	215,268
9	Exclusion - Members must have at least one GROUP episode beginning within the age range condition	0	215,268
10	Exclusion - members must have at least one GROUP episode with at least minimum days supplied (based on MinDaysSupp criterion)	0	215,268
11	Exclusion - members must have at least one GROUP episode with at least minimum days duration (based on MinEpisDur criterion)	212,901	2,367
12	Exclusion - Members must have at least one GROUP episode with more than blackout days duration	0	2,367
13	Exclusion - Members must have at least one GROUP episode satisfying the enrollment criterion specified by the 'EnrDays' parameter	18	2,349
14	Exclusion - Members must have at least one GROUP episode satisfying the enrollment criterion specified by the Query 'WashPer' parameter	0	2,349
15	Exclusion - Members must have at least one GROUP episode satisfying the enrollment criterion specified by the Event 'WashPer' parameter	864	1,485
16	Exclusion - Members must have at least one GROUP episode that meets Event incidence criterion [no QUERYEVENTGROUP claim in the prior Event 'WashPer' days]	36	1,449
17	Exclusion - Members must have at least one GROUP episode satisfying the Exclusion enrollment requirement	0	1,449
18	Exclusion - Members must have at least one GROUP episode satisfying the Exclusion conditions	0	1,449
19	Exclusion - Members must have at least one GROUP episode satisfying the Inclusion conditions	0	1,449
20	Information - Members with at least one GROUP claim with supply and/or amount outside specified ranges	0	
21	Information - Members with at least one EVENT claim with supply and/or amount outside specified ranges	0	
22	Information - Members with at least one INCL/EXCL claim with supply and/or amount outside specified ranges	0	

**Appendix A. ICD-9-CM Diagnosis Codes Used in this Request**

<b>Code</b>	<b>Generic Name</b>	<b>Code Category</b>	<b>Code Type</b>
<b>Fracture of Interest</b>			
821	Fracture of other and unspecified parts of femur	DX	09
821.0	Fracture of shaft or unspecified part of femur closed	DX	09
821.00	Closed fracture of unspecified part of femur	DX	09
821.01	Closed fracture of shaft of femur	DX	09
821.1	Fracture of shaft or unspecified part of femur open	DX	09
821.2	Fracture of lower end of femur closed	DX	09
821.20	Closed fracture of lower end of femur, unspecified part	DX	09
821.21	Closed fracture of condyle, femoral	DX	09
821.22	Closed fracture of epiphysis, lower (separation) of femur	DX	09
821.23	Closed supracondylar fracture of femur	DX	09
821.29	Other closed fracture of lower end of femur	DX	09
821.3	Fracture of lower end of femur open	DX	09
820.22	Closed fracture of subtrochanteric section of neck of femur	DX	09
<b>Esophageal Cancer</b>			
150	Malignant neoplasm of esophagus	DX	09
150.0	Malignant neoplasm of cervical esophagus	DX	09
150.1	Malignant neoplasm of thoracic esophagus	DX	09
150.2	Malignant neoplasm of abdominal esophagus	DX	09
150.3	Malignant neoplasm of upper third of esophagus	DX	09
150.4	Malignant neoplasm of middle third of esophagus	DX	09
150.5	Malignant neoplasm of lower third of esophagus	DX	09
150.8	Malignant neoplasm of other specified part of esophagus	DX	09
150.9	Malignant neoplasm of esophagus, unspecified site	DX	09
<b>Hip Fracture</b>			
820	Fracture of neck of femur	DX	09
820.0	Transcervical fracture closed	DX	09
820.00	Closed fracture of intracapsular section of neck of femur, unspecified	DX	09
820.01	Closed fracture of epiphysis (separation) (upper) of neck of femur	DX	09
820.02	Closed fracture of midcervical section of neck of femur	DX	09
820.03	Closed fracture of base of neck of femur	DX	09
820.09	Other closed transcervical fracture of neck of femur	DX	09
820.2	Pertrochanteric fracture of femur closed	DX	09
820.20	Closed fracture of trochanteric section of neck of femur	DX	09
820.21	Closed fracture of intertrochanteric section of neck of femur	DX	09
820.22	Closed fracture of subtrochanteric section of neck of femur	DX	09
820.8	Closed fracture of unspecified part of neck of femur	DX	09
<b>Non-Vertebral Fracture</b>			
807	Fracture of rib(s) sternum larynx and trachea	DX	09
807*	Fracture of rib(s) sternum larynx and trachea	DX	09
807**	Fracture of rib(s) sternum larynx and trachea	DX	09
808	Fracture of pelvis	DX	09
808*	Fracture of pelvis	DX	09
808**	Fracture of pelvis	DX	09
809	Ill-defined fractures of bones of trunk	DX	09
809*	Ill-defined fractures of bones of trunk	DX	09
809**	Ill-defined fractures of bones of trunk	DX	09
810	Fracture of clavicle	DX	09
810*	Fracture of clavicle	DX	09

810**	Fracture of clavicle	DX	09
811	Fracture of scapula	DX	09
811*	Fracture of scapula	DX	09
811**	Fracture of scapula	DX	09
812	Fracture of humerus	DX	09
812*	Fracture of humerus	DX	09
812**	Fracture of humerus	DX	09
813	Fracture of radius and ulna	DX	09
813*	Fracture of radius and ulna	DX	09
813**	Fracture of radius and ulna	DX	09
818	Ill-defined fractures of upper limb	DX	09
818*	Ill-defined fractures of upper limb	DX	09
818**	Ill-defined fractures of upper limb	DX	09
819	Multiple fractures involving both upper limbs and upper limb with rib(s) and sternum	DX	09
819*	Multiple fractures involving both upper limbs and upper limb with rib(s) and sternum	DX	09
819**	Multiple fractures involving both upper limbs and upper limb with rib(s) and sternum	DX	09
820	Fracture of neck of femur	DX	09
820*	Fracture of neck of femur	DX	09
820**	Fracture of neck of femur	DX	09
821	Fracture of other and unspecified parts of femur	DX	09
821*	Fracture of other and unspecified parts of femur	DX	09
821**	Fracture of other and unspecified parts of femur	DX	09
822	Fracture of patella	DX	09
822*	Fracture of patella	DX	09
822**	Fracture of patella	DX	09
823	Fracture of tibia and fibula	DX	09
823*	Fracture of tibia and fibula	DX	09
823**	Fracture of tibia and fibula	DX	09
824	Fracture of ankle	DX	09
824*	Fracture of ankle	DX	09
824**	Fracture of ankle	DX	09
827	Other multiple and ill-defined fractures of lower limb	DX	09
827*	Other multiple and ill-defined fractures of lower limb	DX	09
827**	Other multiple and ill-defined fractures of lower limb	DX	09
828	Multiple fractures involving both lower limbs lower with upper limb and lower limb(s) with rib(s) and sternum	DX	09
828*	Multiple fractures involving both lower limbs lower with upper limb and lower limb(s) with rib(s) and sternum	DX	09
828**	Multiple fractures involving both lower limbs lower with upper limb and lower limb(s) with rib(s) and sternum	DX	09
<b>Osteonecrosis of the Jaw</b>			
733.45	Aseptic necrosis of bone, jaw	DX	09
526.4	Inflammatory conditions of jaw	DX	09