

Disclaimer

The following report(s) provides findings from an FDA-initiated query using Sentinel. While Sentinel queries may be undertaken to assess potential medical product safety risks, they may also be initiated for various other reasons. Some examples include determining a rate or count of an identified health outcome of interest, examining medical product use, exploring the feasibility of future, more detailed analyses within Sentinel, and seeking to better understand Sentinel capabilities.

Data obtained through Sentinel are intended to complement other types of evidence such as preclinical studies, clinical trials, postmarket studies, and adverse event reports, all of which are used by FDA to inform regulatory decisions regarding medical product safety. The information contained in this report is provided as part of FDA's commitment to place knowledge acquired from Sentinel in the public domain as soon as possible. Any public health actions taken by FDA regarding products involved in Sentinel queries will continue to be communicated through existing channels.

FDA wants to emphasize that the fact that FDA has initiated a query involving a medical product and is reporting findings related to that query does not mean that FDA is suggesting health care practitioners should change their prescribing practices for the medical product or that patients taking the medical product should stop using it. Patients who have questions about the use of an identified medical product should contact their health care practitioners.

The following report contains a description of the request, request specifications, and results from the modular program run(s).

If you are using a web page screen reader and are unable to access this document, please contact the Sentinel Operations Center for assistance at info@sentinelssystem.org.

Overview for Request cder_mpl1p_wp039

Request ID: cder_mpl1p_wp039

Request Description: In this report we describe baseline and post-index characteristics of patients diagnosed and treated for latent tuberculosis infection (LTBI) or tuberculosis (TB); estimated time from LTBI or TB diagnosis to treatment; time from LTBI or TB test to treatment; and time from LTBI diagnosis to TB diagnosis in the Sentinel Distributed Database (SDD).

Sentinel Routine Querying Module: Cohort Identification and Descriptive Analysis (CIDA) module, version 9.0.1, with additional programming

Data Source: The study period spanned from January 1, 2008 to December 31, 2019. We distributed the analytic package to 16 Data Partners (DP) on June 30, 2020. See Appendix A for a list of the dates of available data for each DP included in this report.

Study Design: In part 1 of this request, we identified cohorts of incident isoniazid (INH), rifampin (RIF), INH + rifapentine (RPT) combination treatment, as well as INH + RIF + ethambutol HCl (EMB) + pyrazinamide (PZA) combination treatment users among health plan members. In part 2, we identified health plan members with evidence of an incident LTBI or TB diagnosis and followed for incident INH, RIF, INH+RPT, or INH+RIF+EMB+PZA treatment. In part 3, we characterized the most recent LTBI or TB test that members had prior to treatment and estimated time from test to treatment. In part 4, we estimated time from LTBI diagnosis to TB diagnosis. This is a Type 2 analysis in the Query Request Package (QRP) documentation.

Exposures: We defined the exposure drugs using National Drug Codes (NDCs). For a list of generic names used to define exposure drugs, please see Appendix B. Additionally, we defined exposure diagnoses and procedures using International Classification of Diseases, Ninth and Tenth Revisions, Clinical Modification (ICD-9-CM and ICD-10-CM), Healthcare Common Procedure Coding System (HCPCS), and Current Procedural Terminology, Second, Third, and Fourth Editions (CPT-2, CPT-3, CPT-4) codes. Please see Appendix C for a list of codes.

Part 1 (Tables 1 and 4). The exposures of interest were INH, RIF, INH+RPT, any LTBI treatment regimen (INH, RIF, and INH+RPT), and INH+RIF+EMB+PZA drug use. We identified the exposures of interest using outpatient pharmacy dispensing records and NDCs. LTBI treatment users were required to have no evidence of any of the LTBI treatment regimens in the 365 days prior to exposure initiation (index date). We required INH+RIF+EMB+PZA users to have no evidence of a TB diagnosis in the 365 days prior to exposure initiation. Only the first qualifying (index) dispensing for each member was included. We required a minimum episode length of 20 days for rifampin dispensings.

Part 2 (Table 2). We defined the exposures of interest, LTBI and TB diagnoses, using ICD-9-CM and ICD-10-CM diagnosis codes. Only the first qualifying (index) diagnosis in any care setting for each member was included. For the LTBI cohort, we excluded those with evidence of an LTBI diagnosis in the 365 days prior index and for the TB cohort, we excluded those with evidence of a TB diagnosis in the 365 days prior to index.

Part 3 (Table 3). We defined the exposure of interest as most recent LTBI/TB test with evidence of subsequent treatment. The tests of interest were tuberculin skin tests, interferon gamma release assays, sputum cultures or smears, chest radiographs, and thoracic CT scans.

Part 4 (Table 5). The exposure of interest was LTBI diagnosis, defined using ICD-9-CM and ICD-10-CM codes. We included only each member's first valid index date.

Outcomes of Interest: We defined the following outcomes:

Part 1 (Tables 1 and 4). No outcome of interest

Part 2 (Table 2). In this part, we created five cohorts: 1) indexing on LTBI diagnosis and following for INH dispensing; 2) indexing on LTBI diagnosis and following for RIF dispensing, with a minimum exposure length of 20 days; 3) indexing on LTBI diagnosis and following for INH+RPT dispensing; 4) indexing on LTBI diagnosis and following for INH, RIF, or INH+RPT dispensings and 5) indexing on TB diagnosis and following for INH+RIF+EMB+PZA dispensings. We required cohorts 1-4 to have no evidence of INH, RIF, or RPT in the 365 days prior to index. We required cohort 5 to have no evidence of a TB diagnosis in the 365 days prior to index. These outcomes were defined using NDCs.

Part 3 (Table 3). In the first cohort of part 3, our outcome of interest was INH, RIF, or INH+RPT treatment. In order to be considered a valid outcome, we required the RIF dispensing to have a minimum episode length of 20 days. In the second cohort, our outcome of interest was INH+RIF+EMB+PZA treatment. These outcomes were defined using NDCs.

Part 4 (Table 5). The exposure of interest was TB diagnosis, defined using ICD-9-CM and ICD-10-CM codes.

Please see Appendix B and C for specific codes we used to define these outcomes.

Cohort Eligibility Criteria: We required members to be enrolled in plans with both medical and drug coverage for at least 365 days before index and 365 days after index, during which gaps in coverage of up to 45 days were allowed and treated as continuous enrollment. For the rifampin cohort in part one above, we excluded members with evidence of the exclusion codes listed in Appendix D in the year prior to and including index, unless they had evidence of the inclusion codes listed in Appendix D during the same time frame. Inclusion and exclusion criteria were defined using ICD-9-CM and ICD-10-CM codes. For a list of specific codes used to define cohort eligibility, please see Appendix D.

Overview for Request cder_mpl1p_wp039

Follow-up: In part one outlined above, we determined follow-up time based on the length of the exposure episodes and censored upon prespecified criteria. We created exposure episodes using outpatient pharmacy dispensing data and censored at evidence of death, DP end date, or disenrollment from the health plan. Additionally, we censored the INH, RIF, and INH+RPT exposure episodes upon initiation of any of the LTBI treatments. We censored the INH+RIF+EMB+PZA cohort upon initiation of RPT. Only the first valid exposure episode that occurred during the study period was included per patient. In parts two, three, and four, we followed cohorts for up to 365 days or until death, DP end date, or disenrollment from the health plan. In a sensitivity analysis, we followed a cohort in part 4 for up to 730 days.

Baseline and Post-Index Characteristics: Please refer to Appendices E, F, and H for a list of cohort characteristics, codes, and evaluation windows used in this analysis.

See Appendices G and H for complete specifications for this request.

Limitations: As with all observational studies, this evaluation was limited in its ability to control for all sources of potential bias. Algorithms used to define exposures, outcomes, inclusion and exclusion criteria, and cohort characteristics are imperfect and may be misclassified. Therefore, data should be interpreted with this limitation in mind.

Notes: Please contact the Sentinel Operations Center Query Fulfillment Team (qf@sentinelssystem.org) for questions and to provide comments/suggestions for future enhancements to this document.

Table of Contents

<u>Glossary</u>	Glossary of Terms for Analyses Using Cohort Identification and Descriptive Analysis (CIDA) Module
<u>Table 1</u>	Demographic and Baseline and Post-Index Characteristics of New Users of Latent Tuberculosis Infection (LTBI) and Tuberculosis (TB) Treatments in the Sentinel Distributed Database (SDD) between January 1, 2008 and December 31, 2019
<u>Table 2</u>	Summary of Latent Tuberculosis Infection (LTBI) and Tuberculosis (TB) Diagnoses in the Sentinel Distributed Database (SDD) between January 1, 2008 and December 31, 2019, and Subsequent Treatment within 365 days of Diagnosis
<u>Table 3</u>	Summary of Members with Evidence of Incident Latent Tuberculosis Infection (LTBI) or Tuberculosis (TB) Testing in the Sentinel Distributed Database (SDD) between January 1, 2008 and December 31, 2019, and Subsequent Treatment within 365 days of Testing
<u>Table 4</u>	Summary of Latent Tuberculosis Infection (LTBI) and Tuberculosis (TB) Treatment in the Sentinel Distributed Database (SDD) between January 1, 2008 and December 31, 2019
<u>Table 5</u>	Summary of Members with a Latent Tuberculosis Infection (LTBI) Diagnosis in the Sentinel Distributed Database (SDD) between January 1, 2008 and December 31, 2019, and Subsequent Tuberculosis (TB) Diagnosis within 365 days and 730 days of LTBI Diagnosis
<u>Appendix A</u>	Dates of Available Data for Each Data Partner (DP) in the Sentinel Distributed Database (SDD) as of Request Distribution Date (June 30, 2020)
<u>Appendix B</u>	List of Generic and Brand Names of Medical Products Used to Define Exposures and Outcomes in this Request
<u>Appendix C</u>	International Classification of Diseases, Ninth and Tenth Revisions, Clinical Modification (ICD-9-CM and ICD-10-CM), Healthcare Common Procedure Coding System (HCPCS), and Current Procedural Terminology, Second, Third, and Fourth Editions (CPT-2, CPT-3, CPT-4) Codes Used to Define Exposures and Outcomes in this Request
<u>Appendix D</u>	International Classification of Diseases, Ninth and Tenth Revisions, Clinical Modification (ICD-9-CM and ICD-10-CM) Diagnosis Codes Used to Define Exclusion and Inclusion Criteria in this Request
<u>Appendix E</u>	International Classification of Diseases, Ninth and Tenth Revisions, Clinical Modification (ICD-9-CM and ICD-10-CM), Healthcare Common Procedure Coding System (HCPCS), and Current Procedural Terminology, Second, Third, and Fourth Editions (CPT-2, CPT-3, CPT-4) Codes Used to Define Baseline and Post-Index Characteristics in this Request
<u>Appendix F</u>	List of Generic and Brand Names of Medical Products Used to Define Baseline and Post-Index Characteristics in this Request
<u>Appendix G</u>	Specifications for Defining Parameters for this Request
<u>Appendix H</u>	List of Baseline and Post-Index Characteristics Evaluated in this Request
<u>Appendix I</u>	Design Diagrams Illustrating Specifications for this Request

**Glossary of Terms for Analyses Using
Cohort Identification and Descriptive Analysis (CIDA) Module***

Amount Supplied - number of units (pills, tablets, vials) dispensed. Net amount per NDC per dispensing.

Blackout Period - number of days at the beginning of a treatment episode that events are to be ignored. If an event occurs during the blackout period, the episode is excluded.

Care Setting - type of medical encounter or facility where the exposure, event, or condition code was recorded. Possible care settings include: Inpatient Hospital Stay (IP), Non-Acute Institutional Stay (IS), Emergency Department (ED), Ambulatory Visit (AV), and Other Ambulatory Visit (OA). For laboratory results, possible care settings include: Emergency Department (E), Home (H), Inpatient (I), Outpatient (O), or Unknown or Missing (U). The Care Setting, along with the Principal Diagnosis Indicator (PDX), forms the Care Setting/PDX parameter.

Ambulatory Visit (AV) - includes visits at outpatient clinics, same-day surgeries, urgent care visits, and other same-day ambulatory hospital encounters, but excludes emergency department encounters.

Emergency Department (ED) - includes ED encounters that become inpatient stays (in which case inpatient stays would be a separate encounter). Excludes urgent care visits.

Inpatient Hospital Stay (IP) - includes all inpatient stays, same-day hospital discharges, hospital transfers, and acute hospital care where the discharge is after the admission date.

Non-Acute Institutional Stay (IS) - includes hospice, skilled nursing facility (SNF), rehab center, nursing home, residential, overnight non-hospital dialysis and other non-hospital stays.

Other Ambulatory Visit (OA) - includes other non overnight AV encounters such as hospice visits, home health visits, skilled nursing facility visits, other non-hospital visits, as well as telemedicine, telephone and email consultations.

Charlson/Elixhauser Combined Comorbidity Score - calculated based on comorbidities observed during a requester-defined window around the exposure episode start date (e.g., in the 183 days prior to index).

Code Days - the minimum number of times the diagnosis must be found during the evaluation period in order to fulfill the algorithm to identify the corresponding patient characteristic.

Cohort Definition (drug/exposure) - indicates how the cohort will be defined: 01: Cohort includes only the first valid treatment episode during the query period; 02: Cohort includes all valid treatment episodes during the query period; 03: Cohort includes all valid treatment episodes during the query period until an event occurs.

Computed Start Marketing Date - represents the first observed dispensing date among all valid users within a GROUP (scenario) within each Data Partner site.

Days Supplied - number of days supplied for all dispensings in qualifying treatment episodes.

Eligible Members - number of members eligible for an incident treatment episode (defined by the drug/exposure and event washout periods) with drug and medical coverage during the query period.

Enrollment Gap - number of days allowed between two consecutive enrollment periods without breaking a "continuously enrolled" sequence.

Episodes - treatment episodes; length of episode is determined by days supplied in one dispensing or consecutive dispensings bridged by the episode gap.

Episode Gap - number of days allowed between two (or more) consecutive exposures (dispensings/procedures) to be considered the same treatment episode.

Event Deduplication - specifies how events are counted by the Modular Program (MP) algorithm: 0: Counts all occurrences of a health outcome of interest (HOI) during an exposure episode; 1: de-duplicates occurrences of the same HOI code and code type on the same day; 2: de-duplicates occurrences of the same HOI group on the same day (e.g., de-duplicates at the group level).

Exposure Episode Length - number of days after exposure initiation that is considered "exposed time."

Exposure Extension Period - number of days post treatment period in which the outcomes/events are counted for a treatment episode. Extensions are added after any episode gaps have been bridged.

Lookback Period - number of days wherein a member is required to have evidence of pre-existing condition (diagnosis/procedure/drug dispensing).

Maximum Episode Duration - truncates exposure episodes after a requester-specified number of exposed days. Applied after any gaps are bridged and extension days added to the length of the exposure episode.

Member-Years - sum of all days of enrollment with medical and drug coverage in the query period preceded by an exposure washout period all divided by 365.25.

Minimum Days Supplied - specifies a minimum number of days in length of the days supplied for the episode to be considered.

Minimum Episode Duration - specifies a minimum number of days in length of the episode for it to be considered. Applied after any gaps are bridged and extension days added to the length of the exposure episode.

Monitoring Period - used to define time periods of interest for both sequential analysis and simple cohort characterization

Principal Diagnosis (PDX) - diagnosis or condition established to be chiefly responsible for admission of the patient to the hospital. 'P' = principal diagnosis, 'S' = secondary diagnosis, 'X' = unspecified diagnosis, '.' = blank. Along with the Care Setting values, forms the Caresetting/PDX parameter.

Query Period - period in which the modular program looks for exposures and outcomes of interest.

Switch Evaluation Step Value - value used to differentiate evaluation step. Each switch pattern can support up to 2 evaluation steps (0 = switch pattern evaluation start; 1 = first evaluation; 2 = second evaluation).

Switch Gap Inclusion Indicator - indicator for whether gaps in treatment episodes that are included in a switch episode will be counted as part of the switch episode duration.

Switch Pattern Cohort Inclusion Date - indicates which date to use for inclusion into the switch pattern cohort of interest as well as optionally as the index date of the treatment episode initiating the switch pattern. Valid options are the product approval date, product marketing date, other requester defined date, or computed start marketing date.

Switch Pattern Cohort Inclusion Strategy - indicates how the switch pattern cohort inclusion date will be used: 01: used only as a switch cohort entry date. First treatment episode dispensing date is used as index for computing time to first switch; 02: used as switch cohort entry date and as initial switch step index date for computing time to first switch.

Treatment Episode Truncation Indicator - indicates whether the exposure episode will be truncated at the occurrence of a requester-specified code.

Washout Period (drug/exposure) - number of days a user is required to have no evidence of prior exposure (drug dispensing/procedure) and continuous drug and medical coverage prior to an incident treatment episode.

Washout Period (event/outcome) - number of days a user is required to have no evidence of a prior event (procedure/diagnosis) and continuous drug and medical coverage prior to an incident treatment episode.

Years at Risk - number of days supplied plus any episode gaps and exposure extension periods all divided by 365.25.

*all terms may not be used in this report

Table 1. Demographic and Baseline and Post-Index Characteristics of New Users of Latent Tuberculosis Infection (LTBI) and Tuberculosis (TB) Treatments in the Sentinel Distributed Database (SDD) between January 1, 2008 and December 31, 2019

Characteristic	Isoniazid (INH)		Rifampin (RIF) ¹		INH + Rifapentine		Any LTBI Treatment Regimen ²		INH + RIF + Ethambutol HCl + Pyrazinamide	
	Mean	Standard Deviation ³	Mean	Standard Deviation ³	Mean	Standard Deviation ³	Mean	Standard Deviation ³	Mean	Standard Deviation ³
Patients (N)	90,377		21,235		1,726		171,728		2,051	
Demographics at Index										
Age										
Mean age (continuous)	49.8	16.7	56.9	15.7	50.0	15.2	54.9	16.6	61.5	14.8
0-4 years	967	1.1%	190	0.9%	*****	*****	1,309	0.8%	*****	*****
5-14 years	3,772	4.2%	453	2.1%	*****	*****	4,990	2.9%	42	2.0%
15-24 years	9,430	10.4%	1,136	5.3%	175	10.1%	12,632	7.4%	366	17.8%
25-44 years	22,464	24.9%	3,846	18.1%	489	28.3%	33,165	19.3%	595	29.0%
45-64 years	27,524	30.5%	6,506	30.6%	546	31.6%	52,460	30.5%	*****	*****
65 years and older	26,220	29.0%	9,104	42.9%	487	28.2%	67,172	39.1%	1,036	50.5%
Sex										
Female	47,374	52.4%	11,744	55.3%	858	49.7%	92,530	53.9%	971	47.3%
Male	43,003	47.6%	9,491	44.7%	868	50.3%	79,198	46.1%	1,080	52.7%
Race/Ethnicity										
American Indian or Alaska Native	702	0.8%	148	0.7%	57	3.3%	1,116	0.6%	16	0.8%
Asian	16,515	18.3%	2,355	11.1%	264	15.3%	18,995	11.1%	663	32.3%
Black or African American	11,476	12.7%	1,768	8.3%	244	14.1%	17,412	10.1%	152	7.4%
Native Hawaiian or Other Pacific Islander	1,079	1.2%	91	0.4%	25	1.4%	1,230	0.7%	14	0.7%
White	24,008	26.6%	8,588	40.4%	571	33.1%	71,805	41.8%	564	27.5%
Unknown race	36,597	40.5%	8,285	39.0%	565	32.7%	61,170	35.6%	642	31.3%
Hispanic	11,536	12.8%	1,209	5.7%	181	10.5%	13,714	8.0%	151	7.4%
Non-Hispanic	78,841	87.2%	20,026	94.3%	1,545	89.5%	158,014	92.0%	1,900	92.6%
Region										
Northeast	12,948	14.3%	3,275	15.4%	133	7.7%	26,218	15.3%	269	13.1%
Midwest	9,955	11.0%	3,213	15.1%	203	11.8%	24,697	14.4%	197	9.6%
South	22,163	24.5%	7,078	33.3%	409	23.7%	53,975	31.4%	456	22.2%
West	45,094	49.9%	7,587	35.7%	978	56.7%	66,415	38.7%	1,125	54.9%
Invalid	110	0.1%	38	0.2%	*****	*****	200	0.1%	*****	*****
Missing	47	0.1%	19	0.1%	*****	*****	103	0.1%	*****	*****
Other	60	0.1%	25	0.1%	*****	*****	120	0.1%	*****	*****

Table 1. Demographic and Baseline and Post-Index Characteristics of New Users of Latent Tuberculosis Infection (LTBI) and Tuberculosis (TB) Treatments in the Sentinel Distributed Database (SDD) between January 1, 2008 and December 31, 2019

Characteristic	Isoniazid (INH)		Rifampin (RIF) ¹		INH + Rifapentine		Any LTBI Treatment Regimen ²		INH + RIF + Ethambutol HCl + Pyrazinamide	
	Mean	Standard Deviation ³	Mean	Standard Deviation ³	Mean	Standard Deviation ³	Mean	Standard Deviation ³	Mean	Standard Deviation ³
Year of Index Defining Dispensing										
2008	4,978	5.5%	521	2.5%	0	0.0%	6,755	3.9%	118	5.8%
2009	6,833	7.6%	775	3.6%	0	0.0%	9,826	5.7%	139	6.8%
2010	6,127	6.8%	823	3.9%	0	0.0%	9,035	5.3%	143	7.0%
2011	10,230	11.3%	1,713	8.1%	*****	*****	18,238	10.6%	276	13.5%
2012	9,793	10.8%	1,775	8.4%	*****	*****	18,349	10.7%	227	11.1%
2013	9,612	10.6%	1,969	9.3%	237	13.7%	18,545	10.8%	210	10.2%
2014	9,777	10.8%	1,932	9.1%	270	15.6%	19,233	11.2%	205	10.0%
2015	8,567	9.5%	2,117	10.0%	195	11.3%	18,452	10.7%	201	9.8%
2016	9,548	10.6%	3,076	14.5%	311	18.0%	19,748	11.5%	191	9.3%
2017	9,020	10.0%	3,548	16.7%	326	18.9%	19,596	11.4%	192	9.4%
2018	5,892	6.5%	2,986	14.1%	283	16.4%	13,951	8.1%	149	7.3%
Baseline and Post-Index Characteristics										
TB diagnosis										
-365 to 0 days prior to index	15,751	17.4%	3,353	15.8%	353	20.5%	19,054	11.1%	535	26.1%
1 to 365 days post-index	17,334	19.2%	3,580	16.9%	328	19.0%	20,542	12.0%	1,412	68.8%
LTBI diagnosis										
-365 to 0 days prior to index	42,083	46.6%	6,130	28.9%	1,292	74.9%	47,109	27.4%	316	15.4%
1 to 365 days post-index	36,609	40.5%	4,569	21.5%	877	50.8%	40,834	23.8%	338	16.5%
HIV test										
-365 to 0 days prior to index	14,160	15.7%	3,025	14.2%	360	20.9%	19,872	11.6%	529	25.8%
1 to 365 days post-index	9,254	10.2%	1,733	8.2%	138	8.0%	13,183	7.7%	424	20.7%
HIV diagnosis										
-365 to 0 days prior to index	3,380	3.7%	212	1.0%	21	1.2%	3,942	2.3%	33	1.6%
1 to 365 days post-index	3,398	3.8%	213	1.0%	21	1.2%	3,977	2.3%	40	2.0%
Diabetes										
-365 to 0 days prior to index	21,972	24.3%	4,869	22.9%	386	22.4%	46,348	27.0%	602	29.4%
1 to 365 days post-index	22,265	24.6%	4,964	23.4%	387	22.4%	46,267	26.9%	589	28.7%
Antidiabetic drug use										
-365 to 0 days prior to index	15,354	17.0%	3,423	16.1%	302	17.5%	31,821	18.5%	402	19.6%
1 to 365 days post-index	15,985	17.7%	3,533	16.6%	309	17.9%	32,534	18.9%	423	20.6%

Table 1. Demographic and Baseline and Post-Index Characteristics of New Users of Latent Tuberculosis Infection (LTBI) and Tuberculosis (TB) Treatments in the Sentinel Distributed Database (SDD) between January 1, 2008 and December 31, 2019

Characteristic	Isoniazid (INH)		Rifampin (RIF) ¹		INH + Rifapentine		Any LTBI Treatment Regimen ²		INH + RIF + Ethambutol HCl + Pyrazinamide	
	Mean	Standard Deviation ³	Mean	Standard Deviation ³	Mean	Standard Deviation ³	Mean	Standard Deviation ³	Mean	Standard Deviation ³
	Tumor necrosis factor-alpha inhibitors use									
-365 to 0 days prior to index	2,778	3.1%	516	2.4%	60	3.5%	3,976	2.3%	32	1.6%
1 to 365 days post-index	4,423	4.9%	677	3.2%	105	6.1%	5,791	3.4%	19	0.9%
History of Tuberculosis Tests (-365 to 0 days prior to index)										
Personal history of TB	1,365	1.5%	386	1.8%	17	1.0%	1,973	1.1%	67	3.3%
Personal history of LTBI	0	0.0%	0	0.0%	0	0.0%	0	0.0%	0	0.0%
Encounter screening for TB	0	0.0%	0	0.0%	0	0.0%	0	0.0%	230	11.2%
Encounter screening for LTBI	24,681	27.3%	3,606	17.0%	585	33.9%	28,024	16.3%	0	0.0%
Tuberculin skin test (TST)	62,919	69.6%	9,754	45.9%	1,428	82.7%	81,394	47.4%	795	38.8%
Tuberculin skin test result	47,156	52.2%	7,655	36.0%	1,326	76.8%	63,090	36.7%	495	24.1%
Interferon-gamma release assay (IGRA) test	30,042	33.2%	5,786	27.2%	791	45.8%	37,519	21.8%	626	30.5%
Patients with IGRA or TST	71,207	78.8%	11,496	54.1%	1,574	91.2%	93,228	54.3%	1,134	55.3%
Patients with both IGRA and TST	21,754	24.1%	4,044	19.0%	645	37.4%	25,685	15.0%	287	14.0%
Patients with neither IGRA nor TST	19,170	21.2%	9,739	45.9%	152	8.8%	78,500	45.7%	917	44.7%
Chest radiograph	75,793	83.9%	13,722	64.6%	1,411	81.7%	132,684	77.3%	1,872	91.3%
Thoracic CT scan	14,923	16.5%	6,159	29.0%	167	9.7%	39,883	23.2%	1,377	67.1%
Chest radiograph or thoracic CT scan	77,174	85.4%	14,535	68.4%	1,434	83.1%	136,758	79.6%	1,957	95.4%
Sputum culture	7,564	8.4%	4,989	23.5%	82	4.8%	25,106	14.6%	1,313	64.0%
Sputum smear	150	0.2%	70	0.3%	*****	*****	318	0.2%	18	0.9%
Sputum culture or smear	7,606	8.4%	5,004	23.6%	83	4.8%	25,169	14.7%	1,316	64.2%
TST and chest radiograph	56,155	62.1%	8,126	38.3%	1,219	70.6%	71,226	41.5%	753	36.7%
TST and thoracic CT scan	8,468	9.4%	3,002	14.1%	137	7.9%	14,414	8.4%	520	25.4%
TST and chest radiograph or thoracic CT scan	56,909	63.0%	8,396	39.5%	1,237	71.7%	72,462	42.2%	782	38.1%
TST and sputum culture	4,174	4.6%	2,271	10.7%	66	3.8%	8,215	4.8%	543	26.5%
TST and sputure smear	101	0.1%	38	0.2%	*****	*****	158	0.1%	*****	*****
TST and sputum culture or smear	4,205	4.7%	2,282	10.7%	67	3.9%	8,253	4.8%	544	26.5%
TST and any of the above tests	58,689	64.9%	8,795	41.4%	1,293	74.9%	74,748	43.5%	794	38.7%
IGRA and chest radiograph	26,260	29.1%	4,975	23.4%	697	40.4%	32,556	19.0%	586	28.6%
IGRA and thoracic CT scan	6,274	6.9%	1,852	8.7%	104	6.0%	9,413	5.5%	427	20.8%

Table 1. Demographic and Baseline and Post-Index Characteristics of New Users of Latent Tuberculosis Infection (LTBI) and Tuberculosis (TB) Treatments in the Sentinel Distributed Database (SDD) between January 1, 2008 and December 31, 2019

Characteristic	Isoniazid (INH)		Rifampin (RIF) ¹		INH + Rifapentine		Any LTBI Treatment Regimen ²		INH + RIF + Ethambutol HCl + Pyrazinamide	
	Mean	Standard Deviation ³	Mean	Standard Deviation ³	Mean	Standard Deviation ³	Mean	Standard Deviation ³	Mean	Standard Deviation ³
IGRA and chest radiograph or thoracic CT scan	26,993	29.9%	5,190	24.4%	714	41.4%	33,642	19.6%	614	29.9%
IGRA and sputum culture	3,528	3.9%	1,569	7.4%	54	3.1%	6,169	3.6%	451	22.0%
IGRA and sputum smear	81	0.1%	27	0.1%	*****	*****	116	0.1%	*****	*****
IGRA and sputum culture or smear	3,547	3.9%	1,576	7.4%	55	3.2%	6,191	3.6%	452	22.0%
IGRA and any of the above tests	28,759	31.8%	5,574	26.2%	770	44.6%	35,815	20.9%	623	30.4%
LTBI Treatment Initiated in Relation to Tuberculosis Testing										
Any testing (-365 to -1 days prior to index)	81,502	90.2%	16,062	75.6%	1,615	93.6%	144,947	84.4%	1,977	96.4%
Any testing (0 to 365 post-index)	66,588	73.7%	14,570	68.6%	1,243	72.0%	121,444	70.7%	1,841	89.8%

¹RIF cohort is among those meeting 20 day minimum supply and has certain exclusions (see Appendix D for specific codes)

²Cohort of users of any LTBI treatment does not include the rifampin-specific exclusions since the exclusions do not apply to INH or INH+RPT treatment

³Value represents standard deviation where no % follows the value

*****Data are not presented in these cells due to a small sample size or to assure a small cell cannot be recalculated through the cells presented.

Table 2. Summary of Latent Tuberculosis Infection (LTBI) and Tuberculosis (TB) Diagnoses in the Sentinel Distributed Database (SDD) between January 1, 2008 and December 31, 2019, and Subsequent Treatment within 365 days of Diagnosis

	Member with Incident Diagnosis	Eligible Members	Incidence per 1,000 Eligible Members	Members with Dispensing following Incident Diagnosis	Years at Risk for Dispensing	Incident Rate per 1,000 Years at Risk	Among the Treated, Length of Time between Diagnosis and Dispensing					Standard Deviation	
							Minimum	Quartile 1	Median	Quartile 3	Maximum		
Latent Tuberculosis Infection Diagnosis													
Isoniazid (INH)	527,242	115,246,129	4.6	40,767	491,494.5	82.9	1	2	10	36	366	36.5	64.7
Rifampin (RIF)	527,242	115,246,129	4.6	7,443	522,203.0	14.3	1	8	31	98	366	68.6	85.3
INH + Rifapentine	527,242	115,246,129	4.6	2,087	526,468.4	4.0	1	8	22	64	366	51.9	72.4
Any LTBI Treatment	527,242	115,246,129	4.6	45,168	487,715.3	92.6	1	2	10	38	366	38.0	66.3
Tuberculosis Diagnosis													
INH + RIF + Ethambutol HCl + Pyrazinamide	182,814	115,273,398	1.6	3,533	179,825.8	19.6	1	3	9	20	366	19.9	38.7

Table 3. Summary of Members with Evidence of Incident Latent Tuberculosis Infection (LTBI) or Tuberculosis (TB) Testing in the Sentinel Distributed Database (SDD) between January 1, 2008 and December 31, 2019, and Subsequent Treatment within 365 days of Testing

	Member with Incident LTBI Test	Eligible Members	Incidence per 1,000 Eligible Members	Dispensing following Incident LTBI Test	Years at Risk for Dispensing	Incident Rate per 1,000 Years at Risk	Among those Tested, Length of Time between Test and Dispensing							
							Minimum	Quartile 1	Median	Quartile 3	Maximum	Mean	Standard Deviation	
Outcome: Latent Tuberculosis Infection Treatment														
Any LTBI test ¹	44,503,422	115,282,972	386.0	168,397	44,442,260.9	3.8	1	3	11	48	366	48.8	82.2	
Tuberculin skin test	11,498,982	-	-	-	-	-	-	-	-	-	-	-	-	
Interferon gamma release assay	653,283	-	-	-	-	-	-	-	-	-	-	-	-	
Chest radiograph	37,385,749	-	-	-	-	-	-	-	-	-	-	-	-	
Sputum culture or smear	511,989	-	-	-	-	-	-	-	-	-	-	-	-	
Thoracic computed tomography	4,044,551	-	-	-	-	-	-	-	-	-	-	-	-	
Outcome: Tuberculosis Treatment														
Any TB test ¹	44,503,422	115,282,972	386.0	5,597	44,583,357.7	0.1	1	4	10	24	366	34.6	69.6	
Tuberculin skin test	11,489,606	-	-	-	-	-	-	-	-	-	-	-	-	
Interferon gamma release assay	650,564	-	-	-	-	-	-	-	-	-	-	-	-	
Chest radiograph	37,395,914	-	-	-	-	-	-	-	-	-	-	-	-	
Sputum culture or smear	506,848	-	-	-	-	-	-	-	-	-	-	-	-	
Thoracic computed tomography	4,047,707	-	-	-	-	-	-	-	-	-	-	-	-	

¹ Members were allowed to have more than one test on the same day

Table 4. Summary of Latent Tuberculosis Infection (LTBI) and Tuberculosis (TB) Treatment in the Sentinel Distributed Database (SDD) between January 1, 2008 and December 31, 2019

	New Users	Dispensings	Days Supplied	Amount Supplied	Days Supplied per User	Dispensings per User	Days Supplied per Dispensing	Distribution of Length of Follow-up Time in Days (Episode Length)					Standard Deviation	
								Minimum	Quartile 1	Median	Quartile 3	Maximum		
LTBI and TB Treatment														
Isoniazid (INH)	90,377	189,643	8,411,286	8,796,601	93.1	2.1	44.4	1	30	60	100	2,234	93.1	93.7
Rifampin (RIF)	21,235	30,342	883,164	1,626,286	41.6	1.4	29.1	1	2	30	60	2,600	41.6	58.4
INH + Rifapentine Combination Treatment														
	1,726	1,726	116,873	1,702	67.7	1.0	67.7	1	35	84	84	196	67.7	28.1
Any LTBI Treatment														
	171,728	322,247	12,651,613	16,237,784	73.7	1.9	39.3	1	30	30	90	3,024	71.6	84.1
INH + RIF + Ethambutol HCl + Pyrazinamide Combination Treatment														
	2,051	11,502	364,596	776,684	177.8	5.6	31.7	1	29	30	60	510	44.4	33.7

Table 5. Summary of Members with a Latent Tuberculosis Infection (LTBI) Diagnosis in the Sentinel Distributed Database (SDD) between January 1, 2008 and December 31, 2019, and Subsequent Tuberculosis (TB) Diagnosis within 365 days and 730 days of LTBI Diagnosis

	Members with LTBI Diagnosis	Members with LTBI Diagnosis and Subsequent TB Diagnosis	Time to TB diagnosis						Standard Deviation
			Minimum	Quartile 1	Median	Quartile 3	Maximum	Mean	
365-day follow-up	549,543	25,426	1	1	15	84	366	62.7	93.2
730-day follow-up	549,543	28,731	1	2	24	162	731	115.2	174.2

Appendix A. Dates of Available Data for Each Data Partner (DP) in the Sentinel Distributed Database (SDD) as of Request Distribution Date (June 30, 2020)

DP ID	DP Start Date*	DP End Date*
DP01	01/01/2000	02/28/2019
DP02	01/01/2000	01/31/2019
DP03	01/01/2004	08/31/2019
DP04	01/01/2008	12/31/2019
DP05	01/01/2006	10/31/2019
DP06	01/01/2000	12/31/2017
DP07	01/01/2010	09/30/2019
DP08	01/01/2000	07/31/2019
DP09	06/01/2007	10/31/2019
DP10	01/01/2000	04/30/2018
DP11	01/01/2005	07/31/2018
DP12	01/01/2000	04/30/2019
DP13	01/01/2000	06/30/2019
DP14	01/01/2008	06/30/2019
DP15	01/01/2000	03/31/2019
DP16	01/01/2012	06/30/2018

*The start and end dates are based on the minimum and maximum dates within each DP. The month with the maximum date must have at least 80% of the number of records in the previous month.

Appendix B. List of Generic and Brand Names of Medical Products Used to Define Exposures and Outcomes in this Request

Generic Name	Brand Name
Isoniazid (INH)	
isoniazid	isoniazid
Rifampin (RIF)	
rifampin	Rifadin
rifampin	rifampin
rifampin	Rimactane
Rifapentine (RPT)	
rifapentine	Priftin
Ethambutol HCl (EMB)	
ethambutol HCl	Myambutol
ethambutol HCl	ethambutol
Pyrazinamide (PZA)	
pyrazinamide	pyrazinamide

Appendix C. International Classification of Diseases, Ninth and Tenth Revisions, Clinical Modification (ICD-9-CM and ICD-10-CM), Healthcare Common Procedure Coding System (HCPCS), and Current Procedural Terminology, Second, Third, and Fourth Editions (CPT-2, CPT-3, CPT-4) Codes Used to Define Exposures and Outcomes in this Request

Code	Description	Code Type	Code Category
Latent Tuberculosis Infection			
795.51	Nonspecific reaction to tuberculin skin test without active tuberculosis	ICD-9-CM	Diagnosis
R76.11	Nonspecific reaction to tuberculin skin test without active tuberculosis	ICD-10-CM	Diagnosis
Z22.7	Carrier of latent tuberculosis	ICD-10-CM	Diagnosis
Tuberculosis Infection			
010	Primary tuberculous infection	ICD-9-CM	Diagnosis
010.0	Primary tuberculous complex	ICD-9-CM	Diagnosis
010.00	Primary tuberculous complex, confirmation unspecified	ICD-9-CM	Diagnosis
010.01	Primary tuberculous complex, bacteriological or histological examination not done	ICD-9-CM	Diagnosis
010.02	Primary tuberculous complex, bacteriological or histological examination unknown (at present)	ICD-9-CM	Diagnosis
010.03	Primary tuberculous complex, tubercle bacilli found (in sputum) by microscopy	ICD-9-CM	Diagnosis
010.04	Primary tuberculous complex, tubercle bacilli not found (in sputum) by microscopy, but found by bacterial culture	ICD-9-CM	Diagnosis
010.05	Primary tuberculous complex, tubercle bacilli not found by bacteriological examination, but tuberculosis confirmed histologically	ICD-9-CM	Diagnosis
010.06	Primary tuberculous complex, tubercle bacilli not found by bacteriological or histological examination, but tuberculosis confirmed by other methods [inoculation of animals]	ICD-9-CM	Diagnosis
010.1	Tuberculous pleurisy in primary progressive tuberculosis	ICD-9-CM	Diagnosis
010.10	Tuberculous pleurisy in primary progressive tuberculosis, confirmation unspecified	ICD-9-CM	Diagnosis
010.11	Tuberculous pleurisy in primary progressive tuberculosis, bacteriological or histological examination not done	ICD-9-CM	Diagnosis
010.12	Tuberculous pleurisy in primary progressive tuberculosis, bacteriological or histological examination results unknown (at present)	ICD-9-CM	Diagnosis
010.13	Tuberculous pleurisy in primary progressive tuberculosis, tubercle bacilli found (in sputum) by microscopy	ICD-9-CM	Diagnosis
010.14	Tuberculous pleurisy in primary progressive tuberculosis, tubercle bacilli not found (in sputum) by microscopy, but found by bacterial culture	ICD-9-CM	Diagnosis
010.15	Tuberculous pleurisy in primary progressive tuberculosis, tubercle bacilli not found by bacteriological examination, but tuberculosis confirmed histologically	ICD-9-CM	Diagnosis
010.16	Tuberculous pleurisy in primary progressive tuberculosis, tubercle bacilli not found by bacteriological or histological examination, but tuberculosis confirmed by other methods [inoculation of animals]	ICD-9-CM	Diagnosis
010.8	Other primary progressive tuberculosis infection	ICD-9-CM	Diagnosis
010.80	Other primary progressive tuberculosis infection, confirmation unspecified	ICD-9-CM	Diagnosis
010.81	Other primary progressive tuberculosis infection, bacteriological or histological examination not done	ICD-9-CM	Diagnosis
010.82	Other primary progressive tuberculosis infection, bacteriological or histological examination unknown (at present)	ICD-9-CM	Diagnosis
010.83	Other primary progressive tuberculosis infection, tubercle bacilli found (in sputum) by microscopy	ICD-9-CM	Diagnosis

Appendix C. International Classification of Diseases, Ninth and Tenth Revisions, Clinical Modification (ICD-9-CM and ICD-10-CM), Healthcare Common Procedure Coding System (HCPCS), and Current Procedural Terminology, Second, Third, and Fourth Editions (CPT-2, CPT-3, CPT-4) Codes Used to Define Exposures and Outcomes in this Request

Code	Description	Code Type	Code Category
010.84	Other primary progressive tuberculosis infection, tubercle bacilli not found (in sputum) by microscopy, but found by bacterial culture	ICD-9-CM	Diagnosis
010.85	Other primary progressive tuberculosis infection, tubercle bacilli not found by bacteriological examination, but tuberculosis confirmed histologically	ICD-9-CM	Diagnosis
010.86	Other primary progressive tuberculosis infection, tubercle bacilli not found by bacteriological or histological examination, but tuberculosis confirmed by other methods [inoculation of animals]	ICD-9-CM	Diagnosis
010.9	Primary tuberculous infection, unspecified	ICD-9-CM	Diagnosis
010.90	Primary tuberculous infection, unspecified, confirmation unspecified	ICD-9-CM	Diagnosis
010.91	Primary tuberculous infection, unspecified, bacteriological or histological examination not done	ICD-9-CM	Diagnosis
010.92	Primary tuberculous infection, unspecified, bacteriological or histological examination unknown (at present)	ICD-9-CM	Diagnosis
010.93	Primary tuberculous infection, unspecified, tubercle bacilli found (in sputum) by microscopy	ICD-9-CM	Diagnosis
010.94	Primary tuberculous infection, unspecified, tubercle bacilli not found (in sputum) by microscopy, but found by bacterial culture	ICD-9-CM	Diagnosis
010.95	Primary tuberculous infection, unspecified, tubercle bacilli not found by bacteriological examination, but tuberculosis confirmed histologically	ICD-9-CM	Diagnosis
010.96	Primary tuberculous infection, unspecified, tubercle bacilli not found by bacteriological or histological examination, but tuberculosis confirmed by other methods [inoculation of animals]	ICD-9-CM	Diagnosis
011	Pulmonary tuberculosis	ICD-9-CM	Diagnosis
011.0	Tuberculosis of lung, infiltrative	ICD-9-CM	Diagnosis
011.00	Tuberculosis of lung, infiltrative, confirmation unspecified	ICD-9-CM	Diagnosis
011.01	Tuberculosis of lung, infiltrative, bacteriological or histological examination not done	ICD-9-CM	Diagnosis
011.02	Tuberculosis of lung, infiltrative, bacteriological or histological examination unknown (at present)	ICD-9-CM	Diagnosis
011.03	Tuberculosis of lung, infiltrative, tubercle bacilli found (in sputum) by microscopy	ICD-9-CM	Diagnosis
011.04	Tuberculosis of lung, infiltrative, tubercle bacilli not found (in sputum) by microscopy, but found by bacterial culture	ICD-9-CM	Diagnosis
011.05	Tuberculosis of lung, infiltrative, tubercle bacilli not found by bacteriological examination, but tuberculosis confirmed histologically	ICD-9-CM	Diagnosis
011.06	Tuberculosis of lung, infiltrative, tubercle bacilli not found bacteriological or histological examination, but tuberculosis confirmed by other methods (inoculation of animals)	ICD-9-CM	Diagnosis
011.1	Tuberculosis of lung, nodular	ICD-9-CM	Diagnosis
011.10	Tuberculosis of lung, nodular, confirmation unspecified	ICD-9-CM	Diagnosis
011.11	Tuberculosis of lung, nodular, bacteriological or histological examination not done	ICD-9-CM	Diagnosis
011.12	Tuberculosis of lung, nodular, bacteriological or histological examination unknown (at present)	ICD-9-CM	Diagnosis
011.13	Tuberculosis of lung, nodular, tubercle bacilli found (in sputum) by microscopy	ICD-9-CM	Diagnosis
011.14	Tuberculosis of lung, nodular, tubercle bacilli not found (in sputum) by microscopy, but found by bacterial culture	ICD-9-CM	Diagnosis

Appendix C. International Classification of Diseases, Ninth and Tenth Revisions, Clinical Modification (ICD-9-CM and ICD-10-CM), Healthcare Common Procedure Coding System (HCPCS), and Current Procedural Terminology, Second, Third, and Fourth Editions (CPT-2, CPT-3, CPT-4) Codes Used to Define Exposures and Outcomes in this Request

Code	Description	Code Type	Code Category
011.15	Tuberculosis of lung, nodular, tubercle bacilli not found by bacteriological examination, but tuberculosis confirmed histologically	ICD-9-CM	Diagnosis
011.16	Tuberculosis of lung, nodular, tubercle bacilli not found by bacteriological or histological examination, but tuberculosis confirmed by other methods [inoculation of animals]	ICD-9-CM	Diagnosis
011.2	Tuberculosis of lung with cavitation	ICD-9-CM	Diagnosis
011.20	Tuberculosis of lung with cavitation, confirmation unspecified	ICD-9-CM	Diagnosis
011.21	Tuberculosis of lung with cavitation, bacteriological or histological examination not done	ICD-9-CM	Diagnosis
011.22	Tuberculosis of lung with cavitation, bacteriological or histological examination unknown (at present)	ICD-9-CM	Diagnosis
011.23	Tuberculosis of lung with cavitation, tubercle bacilli found (in sputum) by microscopy	ICD-9-CM	Diagnosis
011.24	Tuberculosis of lung with cavitation, tubercle bacilli not found (in sputum) by microscopy, but found by bacterial culture	ICD-9-CM	Diagnosis
011.25	Tuberculosis of lung with cavitation, tubercle bacilli not found by bacteriological examination, but tuberculosis confirmed histologically	ICD-9-CM	Diagnosis
011.26	Tuberculosis of lung with cavitation, tubercle bacilli not found by bacteriological or histological examination, but tuberculosis confirmed by other methods [inoculation of animals]	ICD-9-CM	Diagnosis
011.3	Tuberculosis of bronchus	ICD-9-CM	Diagnosis
011.30	Tuberculosis of bronchus, confirmation unspecified	ICD-9-CM	Diagnosis
011.31	Tuberculosis of bronchus, bacteriological or histological examination not done	ICD-9-CM	Diagnosis
011.32	Tuberculosis of bronchus, bacteriological or histological examination unknown (at present)	ICD-9-CM	Diagnosis
011.33	Tuberculosis of bronchus, tubercle bacilli found (in sputum) by microscopy	ICD-9-CM	Diagnosis
011.34	Tuberculosis of bronchus, tubercle bacilli not found (in sputum) by microscopy, but found in bacterial culture	ICD-9-CM	Diagnosis
011.35	Tuberculosis of bronchus, tubercle bacilli not found by bacteriological examination, but tuberculosis confirmed histologically	ICD-9-CM	Diagnosis
011.36	Tuberculosis of bronchus, tubercle bacilli not found by bacteriological or histological examination, but tuberculosis confirmed by other methods [inoculation of animals]	ICD-9-CM	Diagnosis
011.4	Tuberculous fibrosis of lung	ICD-9-CM	Diagnosis
011.40	Tuberculous fibrosis of lung, confirmation unspecified	ICD-9-CM	Diagnosis
011.41	Tuberculous fibrosis of lung, bacteriological or histological examination not done	ICD-9-CM	Diagnosis
011.42	Tuberculous fibrosis of lung, bacteriological or histological examination unknown (at present)	ICD-9-CM	Diagnosis
011.43	Tuberculous fibrosis of lung, tubercle bacilli found (in sputum) by microscopy	ICD-9-CM	Diagnosis
011.44	Tuberculous fibrosis of lung, tubercle bacilli not found (in sputum) by microscopy, but found by bacterial culture	ICD-9-CM	Diagnosis
011.45	Tuberculous fibrosis of lung, tubercle bacilli not found by bacteriological examination, but tuberculosis confirmed histologically	ICD-9-CM	Diagnosis
011.46	Tuberculous fibrosis of lung, tubercle bacilli not found by bacteriological or histological examination, but tuberculosis confirmed by other methods [inoculation of animals]	ICD-9-CM	Diagnosis
011.5	Tuberculous bronchiectasis	ICD-9-CM	Diagnosis
011.50	Tuberculous bronchiectasis, confirmation unspecified	ICD-9-CM	Diagnosis
011.51	Tuberculous bronchiectasis, bacteriological or histological examination not done	ICD-9-CM	Diagnosis

Appendix C. International Classification of Diseases, Ninth and Tenth Revisions, Clinical Modification (ICD-9-CM and ICD-10-CM), Healthcare Common Procedure Coding System (HCPCS), and Current Procedural Terminology, Second, Third, and Fourth Editions (CPT-2, CPT-3, CPT-4) Codes Used to Define Exposures and Outcomes in this Request

Code	Description	Code Type	Code Category
011.52	Tuberculous bronchiectasis, bacteriological or histological examination unknown (at present)	ICD-9-CM	Diagnosis
011.53	Tuberculous bronchiectasis, tubercle bacilli found (in sputum) by microscopy	ICD-9-CM	Diagnosis
011.54	Tuberculous bronchiectasis, tubercle bacilli not found (in sputum) by microscopy, but found by bacterial culture	ICD-9-CM	Diagnosis
011.55	Tuberculous bronchiectasis, tubercle bacilli not found by bacteriological examination, but tuberculosis confirmed histologically	ICD-9-CM	Diagnosis
011.56	Tuberculous bronchiectasis, tubercle bacilli not found by bacteriological or histological examination, but tuberculosis confirmed by other methods [inoculation of animals]	ICD-9-CM	Diagnosis
011.6	Tuberculous pneumonia (any form)	ICD-9-CM	Diagnosis
011.60	Tuberculous pneumonia (any form), confirmation unspecified	ICD-9-CM	Diagnosis
011.61	Tuberculous pneumonia (any form), bacteriological or histological examination not done	ICD-9-CM	Diagnosis
011.62	Tuberculous pneumonia (any form), bacteriological or histological examination unknown (at present)	ICD-9-CM	Diagnosis
011.63	Tuberculous pneumonia (any form), tubercle bacilli found (in sputum) by microscopy	ICD-9-CM	Diagnosis
011.64	Tuberculous pneumonia (any form), tubercle bacilli not found (in sputum) by microscopy, but found by bacterial culture	ICD-9-CM	Diagnosis
011.65	Tuberculous pneumonia (any form), tubercle bacilli not found by bacteriological examination, but tuberculosis confirmed histologically	ICD-9-CM	Diagnosis
011.66	Tuberculous pneumonia (any form), tubercle bacilli not found by bacteriological or histological examination, but tuberculosis confirmed by other methods [inoculation of animals]	ICD-9-CM	Diagnosis
011.7	Tuberculous pneumothorax	ICD-9-CM	Diagnosis
011.70	Tuberculous pneumothorax, confirmation unspecified	ICD-9-CM	Diagnosis
011.71	Tuberculous pneumothorax, bacteriological or histological examination not done	ICD-9-CM	Diagnosis
011.72	Tuberculous pneumothorax, bacteriological or histological examination unknown (at present)	ICD-9-CM	Diagnosis
011.73	Tuberculous pneumothorax, tubercle bacilli not found (in sputum) by microscopy	ICD-9-CM	Diagnosis
011.74	Tuberculous pneumothorax, tubercle bacilli not found (in sputum) by microscopy, but found by bacterial culture	ICD-9-CM	Diagnosis
011.75	Tuberculous pneumothorax, tubercle bacilli not found by bacteriological examination, but tuberculosis confirmed histologically	ICD-9-CM	Diagnosis
011.76	Tuberculous pneumothorax, tubercle bacilli not found by bacteriological or histological examination but tuberculosis confirmed by other methods [inoculation of animals]	ICD-9-CM	Diagnosis
011.8	Other specified pulmonary tuberculosis	ICD-9-CM	Diagnosis
011.80	Other specified pulmonary tuberculosis, confirmation unspecified	ICD-9-CM	Diagnosis
011.81	Other specified pulmonary tuberculosis, bacteriological or histological examination not done	ICD-9-CM	Diagnosis
011.82	Other specified pulmonary tuberculosis, bacteriological or histological examination unknown (at present)	ICD-9-CM	Diagnosis
011.83	Other specified pulmonary tuberculosis, tubercle bacilli found (in sputum) by microscopy	ICD-9-CM	Diagnosis
011.84	Other specified pulmonary tuberculosis, tubercle bacilli not found (in sputum) by microscopy, but found by bacterial culture	ICD-9-CM	Diagnosis
011.85	Other specified pulmonary tuberculosis, tubercle bacilli not found by bacteriological examination, but tuberculosis confirmed histologically	ICD-9-CM	Diagnosis

Appendix C. International Classification of Diseases, Ninth and Tenth Revisions, Clinical Modification (ICD-9-CM and ICD-10-CM), Healthcare Common Procedure Coding System (HCPCS), and Current Procedural Terminology, Second, Third, and Fourth Editions (CPT-2, CPT-3, CPT-4) Codes Used to Define Exposures and Outcomes in this Request

Code	Description	Code Type	Code Category
011.86	Other specified pulmonary tuberculosis, tubercle bacilli not found by bacteriological or histological examination, but tuberculosis confirmed by other methods [inoculation of animals]	ICD-9-CM	Diagnosis
011.9	Unspecified pulmonary tuberculosis	ICD-9-CM	Diagnosis
011.90	Unspecified pulmonary tuberculosis, confirmation unspecified	ICD-9-CM	Diagnosis
011.91	Unspecified pulmonary tuberculosis, bacteriological or histological examination not done	ICD-9-CM	Diagnosis
011.92	Unspecified pulmonary tuberculosis, bacteriological or histological examination unknown (at present)	ICD-9-CM	Diagnosis
011.93	Unspecified pulmonary tuberculosis, tubercle bacilli found (in sputum) by microscopy	ICD-9-CM	Diagnosis
011.94	Unspecified pulmonary tuberculosis, tubercle bacilli not found (in sputum) by microscopy, but found by bacterial culture	ICD-9-CM	Diagnosis
011.95	Unspecified pulmonary tuberculosis, tubercle bacilli not found by bacteriological examination, but tuberculosis confirmed histologically	ICD-9-CM	Diagnosis
011.96	Unspecified pulmonary tuberculosis, tubercle bacilli not found by bacteriological or histological examination, but tuberculosis confirmed by other methods [inoculation of animals]	ICD-9-CM	Diagnosis
012	Other respiratory tuberculosis	ICD-9-CM	Diagnosis
012.0	Tuberculous pleurisy	ICD-9-CM	Diagnosis
012.00	Tuberculous pleurisy, confirmation unspecified	ICD-9-CM	Diagnosis
012.01	Tuberculous pleurisy, bacteriological or histological examination not done	ICD-9-CM	Diagnosis
012.02	Tuberculous pleurisy, bacteriological or histological examination unknown (at present)	ICD-9-CM	Diagnosis
012.03	Tuberculous pleurisy, tubercle bacilli found (in sputum) by microscopy	ICD-9-CM	Diagnosis
012.04	Tuberculous pleurisy, tubercle bacilli not found (in sputum) by microscopy, but found by bacterial culture	ICD-9-CM	Diagnosis
012.05	Tuberculous pleurisy, tubercle bacilli not found by bacteriological examination, but tuberculosis confirmed histologically	ICD-9-CM	Diagnosis
012.06	Tuberculous pleurisy, tubercle bacilli not found by bacteriological or histological examination, but tuberculosis confirmed by other methods [inoculation of animals]	ICD-9-CM	Diagnosis
012.1	Tuberculosis of intrathoracic lymph nodes	ICD-9-CM	Diagnosis
012.10	Tuberculosis of intrathoracic lymph nodes, confirmation unspecified	ICD-9-CM	Diagnosis
012.11	Tuberculosis of intrathoracic lymph nodes, bacteriological or histological examination not done	ICD-9-CM	Diagnosis
012.12	Tuberculosis of intrathoracic lymph nodes, bacteriological or histological examination unknown (at present)	ICD-9-CM	Diagnosis
012.13	Tuberculosis of intrathoracic lymph nodes, tubercle bacilli found (in sputum) by microscopy	ICD-9-CM	Diagnosis
012.14	Tuberculosis of intrathoracic lymph nodes, tubercle bacilli not found (in sputum) by microscopy, but found by bacterial culture	ICD-9-CM	Diagnosis
012.15	Tuberculosis of intrathoracic lymph nodes, tubercle bacilli not found by bacteriological examination, but tuberculosis confirmed histologically	ICD-9-CM	Diagnosis
012.16	Tuberculosis of intrathoracic lymph nodes, tubercle bacilli not found by bacteriological or histological examination but tuberculosis confirmed by other methods	ICD-9-CM	Diagnosis
012.2	Isolated tracheal or bronchial tuberculosis	ICD-9-CM	Diagnosis

Appendix C. International Classification of Diseases, Ninth and Tenth Revisions, Clinical Modification (ICD-9-CM and ICD-10-CM), Healthcare Common Procedure Coding System (HCPCS), and Current Procedural Terminology, Second, Third, and Fourth Editions (CPT-2, CPT-3, CPT-4) Codes Used to Define Exposures and Outcomes in this Request

Code	Description	Code Type	Code Category
012.20	Isolated tracheal or bronchial tuberculosis, unspecified	ICD-9-CM	Diagnosis
012.21	Isolated tracheal or bronchial tuberculosis, bacteriological or histological examination not done	ICD-9-CM	Diagnosis
012.22	Isolated tracheal or bronchial tuberculosis, bacteriological or histological examination unknown (at present)	ICD-9-CM	Diagnosis
012.23	Isolated tracheal or bronchial tuberculosis, tubercle bacilli found (in sputum) by microscopy	ICD-9-CM	Diagnosis
012.24	Isolated tracheal or bronchial tuberculosis, tubercle bacilli not found (in sputum) by microscopy, but found by bacterial culture	ICD-9-CM	Diagnosis
012.25	Isolated tracheal or bronchial tuberculosis, tubercle bacilli not found by bacteriological examination, but tuberculosis confirmed histologically	ICD-9-CM	Diagnosis
012.26	Isolated tracheal or bronchial tuberculosis, tubercle bacilli not found by bacteriological or histological examination, but tuberculosis confirmed by other methods [inoculation of animals]	ICD-9-CM	Diagnosis
012.3	Tuberculous laryngitis	ICD-9-CM	Diagnosis
012.30	Tuberculous laryngitis, confirmation unspecified	ICD-9-CM	Diagnosis
012.31	Tuberculous laryngitis, bacteriological or histological examination not done	ICD-9-CM	Diagnosis
012.32	Tuberculous laryngitis, bacteriological or histological examination unknown (at present)	ICD-9-CM	Diagnosis
012.33	Tuberculous laryngitis, tubercle bacilli found (in sputum) by microscopy	ICD-9-CM	Diagnosis
012.34	Tuberculous laryngitis, tubercle bacilli not found (in sputum) by microscopy, but found by bacterial culture	ICD-9-CM	Diagnosis
012.35	Tuberculous laryngitis, tubercle bacilli not found by bacteriological examination, but tuberculosis confirmed histologically	ICD-9-CM	Diagnosis
012.36	Tuberculous laryngitis, tubercle bacilli not found by bacteriological or histological examination, but tuberculosis confirmed by other methods [inoculation of animals]	ICD-9-CM	Diagnosis
012.8	Other specified respiratory tuberculosis	ICD-9-CM	Diagnosis
012.80	Other specified respiratory tuberculosis, confirmation unspecified	ICD-9-CM	Diagnosis
012.81	Other specified respiratory tuberculosis, bacteriological or histological examination not done	ICD-9-CM	Diagnosis
012.82	Other specified respiratory tuberculosis, bacteriological or histological examination unknown (at present)	ICD-9-CM	Diagnosis
012.83	Other specified respiratory tuberculosis, tubercle bacilli found (in sputum) by microscopy	ICD-9-CM	Diagnosis
012.84	Other specified respiratory tuberculosis, tubercle bacilli not found (in sputum) by microscopy, but found by bacterial culture	ICD-9-CM	Diagnosis
012.85	Other specified respiratory tuberculosis, tubercle bacilli not found by bacteriological examination, but tuberculosis confirmed histologically	ICD-9-CM	Diagnosis
012.86	Other specified respiratory tuberculosis, tubercle bacilli not found by bacteriological or histological examination, but tuberculosis confirmed by other methods [inoculation of animals]	ICD-9-CM	Diagnosis
013	Tuberculosis of meninges and central nervous system	ICD-9-CM	Diagnosis
013.0	Tuberculous meningitis	ICD-9-CM	Diagnosis
013.00	Tuberculous meningitis, confirmation unspecified	ICD-9-CM	Diagnosis
013.01	Tuberculous meningitis, bacteriological or histological examination not done	ICD-9-CM	Diagnosis
013.02	Tuberculous meningitis, bacteriological or histological examination unknown (at present)	ICD-9-CM	Diagnosis
013.03	Tuberculous meningitis, tubercle bacilli found (in sputum) by microscopy	ICD-9-CM	Diagnosis

Appendix C. International Classification of Diseases, Ninth and Tenth Revisions, Clinical Modification (ICD-9-CM and ICD-10-CM), Healthcare Common Procedure Coding System (HCPCS), and Current Procedural Terminology, Second, Third, and Fourth Editions (CPT-2, CPT-3, CPT-4) Codes Used to Define Exposures and Outcomes in this Request

Code	Description	Code Type	Code Category
013.04	Tuberculous meningitis, tubercle bacilli not found (in sputum) by microscopy, but found by bacterial culture	ICD-9-CM	Diagnosis
013.05	Tuberculous meningitis, tubercle bacilli not found by bacteriological examination, but tuberculosis confirmed histologically	ICD-9-CM	Diagnosis
013.06	Tuberculous meningitis, tubercle bacilli not found by bacteriological or histological examination, but tuberculosis confirmed by other methods [inoculation of animals]	ICD-9-CM	Diagnosis
013.1	Tuberculoma of meninges	ICD-9-CM	Diagnosis
013.10	Tuberculoma of meninges, confirmation unspecified	ICD-9-CM	Diagnosis
013.11	Tuberculoma of meninges, bacteriological or histological examination not done	ICD-9-CM	Diagnosis
013.12	Tuberculoma of meninges, bacteriological or histological examination unknown (at present)	ICD-9-CM	Diagnosis
013.13	Tuberculoma of meninges, tubercle bacilli found (in sputum) by microscopy	ICD-9-CM	Diagnosis
013.14	Tuberculoma of meninges, tubercle bacilli not found (in sputum) by microscopy, but found by bacterial culture	ICD-9-CM	Diagnosis
013.15	Tuberculoma of meninges, tubercle bacilli not found by bacteriological examination, but tuberculosis confirmed histologically	ICD-9-CM	Diagnosis
013.16	Tuberculoma of meninges, tubercle bacilli not found by bacteriological or histological examination but tuberculosis confirmed by other methods [inoculation of animals]	ICD-9-CM	Diagnosis
013.2	Tuberculoma of brain	ICD-9-CM	Diagnosis
013.20	Tuberculoma of brain, confirmation unspecified	ICD-9-CM	Diagnosis
013.21	Tuberculoma of brain, bacteriological or histological examination not done	ICD-9-CM	Diagnosis
013.22	Tuberculoma of brain, bacteriological or histological examination unknown (at present)	ICD-9-CM	Diagnosis
013.23	Tuberculoma of brain, tubercle bacilli found (in sputum) by microscopy	ICD-9-CM	Diagnosis
013.24	Tuberculoma of brain, tubercle bacilli not found (in sputum) by microscopy, but found by bacterial culture	ICD-9-CM	Diagnosis
013.25	Tuberculoma of brain, tubercle bacilli not found by bacteriological examination, but tuberculosis confirmed histologically	ICD-9-CM	Diagnosis
013.26	Tuberculoma of brain, tubercle bacilli not found by bacteriological or histological examination, but tuberculosis confirmed by other methods [inoculation of animals]	ICD-9-CM	Diagnosis
013.3	Tuberculous abscess of brain	ICD-9-CM	Diagnosis
013.30	Tuberculous abscess of brain, confirmation unspecified	ICD-9-CM	Diagnosis
013.31	Tuberculous abscess of brain, bacteriological or histological examination not done	ICD-9-CM	Diagnosis
013.32	Tuberculous abscess of brain, bacteriological or histological examination unknown (at present)	ICD-9-CM	Diagnosis
013.33	Tuberculous abscess of brain, tubercle bacilli found (in sputum) by microscopy	ICD-9-CM	Diagnosis
013.34	Tuberculous abscess of brain, tubercle bacilli not found (in sputum) by microscopy, but found by bacterial culture	ICD-9-CM	Diagnosis
013.35	Tuberculous abscess of brain, tubercle bacilli not found by bacteriological examination, but tuberculosis confirmed histologically	ICD-9-CM	Diagnosis
013.36	Tuberculous abscess of brain, tubercle bacilli not found by bacteriological or histological examination, but tuberculosis confirmed by other methods [inoculation of animals]	ICD-9-CM	Diagnosis
013.4	Tuberculoma of spinal cord	ICD-9-CM	Diagnosis
013.40	Tuberculoma of spinal cord, confirmation unspecified	ICD-9-CM	Diagnosis
013.41	Tuberculoma of spinal cord, bacteriological or histological examination not done	ICD-9-CM	Diagnosis

Appendix C. International Classification of Diseases, Ninth and Tenth Revisions, Clinical Modification (ICD-9-CM and ICD-10-CM), Healthcare Common Procedure Coding System (HCPCS), and Current Procedural Terminology, Second, Third, and Fourth Editions (CPT-2, CPT-3, CPT-4) Codes Used to Define Exposures and Outcomes in this Request

Code	Description	Code Type	Code Category
013.42	Tuberculoma of spinal cord, bacteriological or histological examination unknown (at present)	ICD-9-CM	Diagnosis
013.43	Tuberculoma of spinal cord, tubercle bacilli found (in sputum) by microscopy	ICD-9-CM	Diagnosis
013.44	Tuberculoma of spinal cord, tubercle bacilli not found (in sputum) by microscopy, but found by bacterial culture	ICD-9-CM	Diagnosis
013.45	Tuberculoma of spinal cord, tubercle bacilli not found by bacteriological examination, but tuberculosis confirmed histologically	ICD-9-CM	Diagnosis
013.46	Tuberculoma of spinal cord, tubercle bacilli not found by bacteriological or histological examination, but tuberculosis confirmed by other methods [inoculation of animals]	ICD-9-CM	Diagnosis
013.5	Tuberculous abscess of spinal cord	ICD-9-CM	Diagnosis
013.50	Tuberculous abscess of spinal cord, confirmation unspecified	ICD-9-CM	Diagnosis
013.51	Tuberculous abscess of spinal cord, bacteriological or histological examination not done	ICD-9-CM	Diagnosis
013.52	Tuberculous abscess of spinal cord, bacteriological or histological examination unknown (at present)	ICD-9-CM	Diagnosis
013.53	Tuberculous abscess of spinal cord, tubercle bacilli found (in sputum) by microscopy	ICD-9-CM	Diagnosis
013.54	Tuberculous abscess of spinal cord, tubercle bacilli not found (in sputum) by microscopy, but found by bacterial culture	ICD-9-CM	Diagnosis
013.55	Tuberculous abscess of spinal cord, tubercle bacilli not found by bacteriological examination, but tuberculosis confirmed histologically	ICD-9-CM	Diagnosis
013.56	Tuberculous abscess of spinal cord, tubercle bacilli not found by bacteriological or histological examination, but tuberculosis confirmed by other methods [inoculation of animals]	ICD-9-CM	Diagnosis
013.6	Tuberculous encephalitis or myelitis	ICD-9-CM	Diagnosis
013.60	Tuberculous encephalitis or myelitis, confirmation unspecified	ICD-9-CM	Diagnosis
013.61	Tuberculous encephalitis or myelitis, bacteriological or histological examination not done	ICD-9-CM	Diagnosis
013.62	Tuberculous encephalitis or myelitis, bacteriological or histological examination unknown (at present)	ICD-9-CM	Diagnosis
013.63	Tuberculous encephalitis or myelitis, tubercle bacilli found (in sputum) by microscopy	ICD-9-CM	Diagnosis
013.64	Tuberculous encephalitis or myelitis, tubercle bacilli not found (in sputum) by microscopy, but found by bacterial culture	ICD-9-CM	Diagnosis
013.65	Tuberculous encephalitis or myelitis, tubercle bacilli not found by bacteriological examination, but tuberculosis confirmed histologically	ICD-9-CM	Diagnosis
013.66	Tuberculous encephalitis or myelitis, tubercle bacilli not found by bacteriological or histological examination, but tuberculosis confirmed by other methods [inoculation of animals]	ICD-9-CM	Diagnosis
013.8	Other specified tuberculosis of central nervous system	ICD-9-CM	Diagnosis
013.80	Other specified tuberculosis of central nervous system, confirmation unspecified	ICD-9-CM	Diagnosis
013.81	Other specified tuberculosis of central nervous system, bacteriological or histological examination not done	ICD-9-CM	Diagnosis
013.82	Other specified tuberculosis of central nervous system, bacteriological or histological examination unknown (at present)	ICD-9-CM	Diagnosis
013.83	Other specified tuberculosis of central nervous system, tubercle bacilli found (in sputum) by microscopy	ICD-9-CM	Diagnosis

Appendix C. International Classification of Diseases, Ninth and Tenth Revisions, Clinical Modification (ICD-9-CM and ICD-10-CM), Healthcare Common Procedure Coding System (HCPCS), and Current Procedural Terminology, Second, Third, and Fourth Editions (CPT-2, CPT-3, CPT-4) Codes Used to Define Exposures and Outcomes in this Request

Code	Description	Code Type	Code Category
013.84	Other specified tuberculosis of central nervous system, tubercle bacilli not found (in sputum) by microscopy, but found by bacterial culture	ICD-9-CM	Diagnosis
013.85	Other specified tuberculosis of central nervous system, tubercle bacilli not found by bacteriological examination, but tuberculosis confirmed histologically	ICD-9-CM	Diagnosis
013.86	Other specified tuberculosis of central nervous system, tubercle bacilli not found by bacteriological or histological examination, but tuberculosis confirmed by other methods [inoculation of animals]	ICD-9-CM	Diagnosis
013.9	Unspecified tuberculosis of central nervous system	ICD-9-CM	Diagnosis
013.90	Unspecified tuberculosis of central nervous system, confirmation unspecified	ICD-9-CM	Diagnosis
013.91	Unspecified tuberculosis of central nervous system, bacteriological or histological examination not done	ICD-9-CM	Diagnosis
013.92	Unspecified tuberculosis of central nervous system, bacteriological or histological examination unknown (at present)	ICD-9-CM	Diagnosis
013.93	Unspecified tuberculosis of central nervous system, tubercle bacilli found (in sputum) by microscopy	ICD-9-CM	Diagnosis
013.94	Unspecified tuberculosis of central nervous system, tubercle bacilli not found (in sputum) by microscopy, but found by bacterial culture	ICD-9-CM	Diagnosis
013.95	Unspecified tuberculosis of central nervous system, tubercle bacilli not found by bacteriological examination, but tuberculosis confirmed histologically	ICD-9-CM	Diagnosis
013.96	Unspecified tuberculosis of central nervous system, tubercle bacilli not found by bacteriological or histological examination but tuberculosis confirmed by other methods [inoculation of animals]	ICD-9-CM	Diagnosis
014	Tuberculosis of intestines, peritoneum, and mesenteric glands	ICD-9-CM	Diagnosis
014.0	Tuberculous peritonitis	ICD-9-CM	Diagnosis
014.00	Tuberculous peritonitis, unspecified	ICD-9-CM	Diagnosis
014.01	Tuberculous peritonitis, bacteriological or histological examination not done	ICD-9-CM	Diagnosis
014.02	Tuberculous peritonitis, bacteriological or histological examination unknown (at present)	ICD-9-CM	Diagnosis
014.03	Tuberculous peritonitis, tubercle bacilli found (in sputum) by microscopy	ICD-9-CM	Diagnosis
014.04	Tuberculous peritonitis, tubercle bacilli not found (in sputum) by microscopy, but found by bacterial culture	ICD-9-CM	Diagnosis
014.05	Tuberculous peritonitis, tubercle bacilli not found by bacteriological examination, but tuberculosis confirmed histologically	ICD-9-CM	Diagnosis
014.06	Tuberculous peritonitis, tubercle bacilli not found by bacteriological or histological examination, but tuberculosis confirmed by other methods [inoculation of animals]	ICD-9-CM	Diagnosis
014.8	Tuberculosis of intestines, peritoneum, and mesenteric glands, other	ICD-9-CM	Diagnosis
014.80	Tuberculosis of intestines, peritoneum, and mesenteric glands, other, confirmation unspecified	ICD-9-CM	Diagnosis
014.81	Tuberculosis of intestines, peritoneum, and mesenteric glands, other, bacteriological or histological examination not done	ICD-9-CM	Diagnosis
014.82	Tuberculosis of intestines, peritoneum, and mesenteric glands, other, bacteriological or histological examination unknown (at present)	ICD-9-CM	Diagnosis
014.83	Tuberculosis of intestines, peritoneum, and mesenteric glands, other, tubercle bacilli found (in sputum) by microscopy	ICD-9-CM	Diagnosis

Appendix C. International Classification of Diseases, Ninth and Tenth Revisions, Clinical Modification (ICD-9-CM and ICD-10-CM), Healthcare Common Procedure Coding System (HCPCS), and Current Procedural Terminology, Second, Third, and Fourth Editions (CPT-2, CPT-3, CPT-4) Codes Used to Define Exposures and Outcomes in this Request

Code	Description	Code Type	Code Category
014.84	Tuberculosis of intestines, peritoneum, and mesenteric glands, other, tubercle bacilli not found (in sputum) by microscopy, but found by bacterial culture	ICD-9-CM	Diagnosis
014.85	Tuberculosis of intestines, peritoneum, and mesenteric glands, other, tubercle bacilli not found by bacteriological examination, but tuberculosis confirmed histologically	ICD-9-CM	Diagnosis
014.86	Tuberculosis of intestines, peritoneum, and mesenteric glands, other, tubercle bacilli not found by bacteriological or histological examination, but tuberculosis confirmed by other methods [inoculation of animals]	ICD-9-CM	Diagnosis
015	Tuberculosis of bones and joints	ICD-9-CM	Diagnosis
015.0	Tuberculosis of vertebral column	ICD-9-CM	Diagnosis
015.00	Tuberculosis of vertebral column, confirmation unspecified	ICD-9-CM	Diagnosis
015.01	Tuberculosis of vertebral column, bacteriological or histological examination not done	ICD-9-CM	Diagnosis
015.02	Tuberculosis of vertebral column, bacteriological or histological examination unknown (at present)	ICD-9-CM	Diagnosis
015.03	Tuberculosis of vertebral column, tubercle bacilli found (in sputum) by microscopy	ICD-9-CM	Diagnosis
015.04	Tuberculosis of vertebral column, tubercle bacilli not found (in sputum) by microscopy, but found by bacterial culture	ICD-9-CM	Diagnosis
015.05	Tuberculosis of vertebral column, tubercle bacilli not found by bacteriological examination, but tuberculosis confirmed histologically	ICD-9-CM	Diagnosis
015.06	Tuberculosis of vertebral column, tubercle bacilli not found by bacteriological or histological examination, but tuberculosis confirmed by other methods [inoculation of animals]	ICD-9-CM	Diagnosis
015.1	Tuberculosis of hip	ICD-9-CM	Diagnosis
015.10	Tuberculosis of hip, confirmation unspecified	ICD-9-CM	Diagnosis
015.11	Tuberculosis of hip, bacteriological or histological examination not done	ICD-9-CM	Diagnosis
015.12	Tuberculosis of hip, bacteriological or histological examination unknown (at present)	ICD-9-CM	Diagnosis
015.13	Tuberculosis of hip, tubercle bacilli found (in sputum) by microscopy	ICD-9-CM	Diagnosis
015.14	Tuberculosis of hip, tubercle bacilli not found (in sputum) by microscopy, but found by bacterial culture	ICD-9-CM	Diagnosis
015.15	Tuberculosis of hip, tubercle bacilli not found by bacteriological examination, but tuberculosis confirmed histologically	ICD-9-CM	Diagnosis
015.16	Tuberculosis of hip, tubercle bacilli not found by bacteriological or histological examination, but tuberculosis confirmed by other methods [inoculation of animals]	ICD-9-CM	Diagnosis
015.2	Tuberculosis of knee	ICD-9-CM	Diagnosis
015.20	Tuberculosis of knee, confirmation unspecified	ICD-9-CM	Diagnosis
015.21	Tuberculosis of knee, bacteriological or histological examination not done	ICD-9-CM	Diagnosis
015.22	Tuberculosis of knee, bacteriological or histological examination unknown (at present)	ICD-9-CM	Diagnosis
015.23	Tuberculosis of knee, tubercle bacilli found (in sputum) by microscopy	ICD-9-CM	Diagnosis
015.24	Tuberculosis of knee, tubercle bacilli not found (in sputum) by microscopy, but found by bacterial culture	ICD-9-CM	Diagnosis
015.25	Tuberculosis of knee, tubercle bacilli not found by bacteriological examination, but tuberculosis confirmed histologically	ICD-9-CM	Diagnosis
015.26	Tuberculosis of knee, tubercle bacilli not found by bacteriological or histological examination, but tuberculosis confirmed by other methods [inoculation of animals]	ICD-9-CM	Diagnosis
015.5	Tuberculosis of limb bones	ICD-9-CM	Diagnosis

Appendix C. International Classification of Diseases, Ninth and Tenth Revisions, Clinical Modification (ICD-9-CM and ICD-10-CM), Healthcare Common Procedure Coding System (HCPCS), and Current Procedural Terminology, Second, Third, and Fourth Editions (CPT-2, CPT-3, CPT-4) Codes Used to Define Exposures and Outcomes in this Request

Code	Description	Code Type	Code Category
015.50	Tuberculosis of limb bones, confirmation unspecified	ICD-9-CM	Diagnosis
015.51	Tuberculosis of limb bones, bacteriological or histological examination not done	ICD-9-CM	Diagnosis
015.52	Tuberculosis of limb bones, bacteriological or histological examination unknown (at present)	ICD-9-CM	Diagnosis
015.53	Tuberculosis of limb bones, tubercle bacilli found (in sputum) by microscopy	ICD-9-CM	Diagnosis
015.54	Tuberculosis of limb bones, tubercle bacilli not found (in sputum) by microscopy, but found by bacterial culture	ICD-9-CM	Diagnosis
015.55	Tuberculosis of limb bones, tubercle bacilli not found by bacteriological examination, but tuberculosis confirmed histologically	ICD-9-CM	Diagnosis
015.56	Tuberculosis of limb bones, tubercle bacilli not found by bacteriological or histological examination, but tuberculosis confirmed by other methods [inoculation of animals]	ICD-9-CM	Diagnosis
015.6	Tuberculosis of mastoid	ICD-9-CM	Diagnosis
015.60	Tuberculosis of mastoid, confirmation unspecified	ICD-9-CM	Diagnosis
015.61	Tuberculosis of mastoid, bacteriological or histological examination not done	ICD-9-CM	Diagnosis
015.62	Tuberculosis of mastoid, bacteriological or histological examination unknown (at present)	ICD-9-CM	Diagnosis
015.63	Tuberculosis of mastoid, tubercle bacilli found (in sputum) by microscopy	ICD-9-CM	Diagnosis
015.64	Tuberculosis of mastoid, tubercle bacilli not found (in sputum) by microscopy, but found by bacterial culture	ICD-9-CM	Diagnosis
015.65	Tuberculosis of mastoid, tubercle bacilli not found by bacteriological examination, but tuberculosis confirmed histologically	ICD-9-CM	Diagnosis
015.66	Tuberculosis of mastoid, tubercle bacilli not found by bacteriological or histological examination but tuberculosis confirmed by other methods [inoculation of animals]	ICD-9-CM	Diagnosis
015.7	Tuberculosis of other specified bone	ICD-9-CM	Diagnosis
015.70	Tuberculosis of other specified bone, unspecified	ICD-9-CM	Diagnosis
015.71	Tuberculosis of other specified bone, bacteriological or histological examination not done	ICD-9-CM	Diagnosis
015.72	Tuberculosis of other specified bone, bacteriological or histological examination unknown (at present)	ICD-9-CM	Diagnosis
015.73	Tuberculosis of other specified bone, tubercle bacilli found (in sputum) by microscopy	ICD-9-CM	Diagnosis
015.74	Tuberculosis of other specified bone, tubercle bacilli not found (in sputum) by microscopy, but found by bacterial culture	ICD-9-CM	Diagnosis
015.75	Tuberculosis of other specified bone, tubercle bacilli not found by bacteriological examination, but tuberculosis confirmed histologically	ICD-9-CM	Diagnosis
015.76	Tuberculosis of other specified bone, tubercle bacilli not found by bacteriological or histological examination, but tuberculosis confirmed by other methods [inoculation of animals]	ICD-9-CM	Diagnosis
015.8	Tuberculosis of other specified joint	ICD-9-CM	Diagnosis
015.80	Tuberculosis of other specified joint, confirmation unspecified	ICD-9-CM	Diagnosis
015.81	Tuberculosis of other specified joint, bacteriological or histological examination not done	ICD-9-CM	Diagnosis
015.82	Tuberculosis of other specified joint, bacteriological or histological examination unknown (at present)	ICD-9-CM	Diagnosis
015.83	Tuberculosis of other specified joint, tubercle bacilli found (in sputum) by microscopy	ICD-9-CM	Diagnosis
015.84	Tuberculosis of other specified joint, tubercle bacilli not found (in sputum) by microscopy, but found by bacterial culture	ICD-9-CM	Diagnosis

Appendix C. International Classification of Diseases, Ninth and Tenth Revisions, Clinical Modification (ICD-9-CM and ICD-10-CM), Healthcare Common Procedure Coding System (HCPCS), and Current Procedural Terminology, Second, Third, and Fourth Editions (CPT-2, CPT-3, CPT-4) Codes Used to Define Exposures and Outcomes in this Request

Code	Description	Code Type	Code Category
015.85	Tuberculosis of other specified joint, tubercle bacilli not found by bacteriological examination, but tuberculosis confirmed histologically	ICD-9-CM	Diagnosis
015.86	Tuberculosis of other specified joint, tubercle bacilli not found by bacteriological or histological examination, but tuberculosis confirmed by other methods [inoculation of animals]	ICD-9-CM	Diagnosis
015.9	Tuberculosis of unspecified bones and joints	ICD-9-CM	Diagnosis
015.90	Tuberculosis of unspecified bones and joints, confirmation unspecified	ICD-9-CM	Diagnosis
015.91	Tuberculosis of unspecified bones and joints, bacteriological or histological examination not done	ICD-9-CM	Diagnosis
015.92	Tuberculosis of unspecified bones and joints, bacteriological or histological examination unknown (at present)	ICD-9-CM	Diagnosis
015.93	Tuberculosis of unspecified bones and joints, tubercle bacilli found (in sputum) by microscopy	ICD-9-CM	Diagnosis
015.94	Tuberculosis of unspecified bones and joints, tubercle bacilli not found (in sputum) by microscopy, but found by bacterial culture	ICD-9-CM	Diagnosis
015.95	Tuberculosis of unspecified bones and joints, tubercle bacilli not found by bacteriological examination, but tuberculosis confirmed histologically	ICD-9-CM	Diagnosis
015.96	Tuberculosis of unspecified bones and joints, tubercle bacilli not found by bacteriological or histological examination, but tuberculosis confirmed by other methods [inoculation of animals]	ICD-9-CM	Diagnosis
016	Tuberculosis of genitourinary system	ICD-9-CM	Diagnosis
016.0	Tuberculosis of kidney	ICD-9-CM	Diagnosis
016.00	Tuberculosis of kidney, confirmation unspecified	ICD-9-CM	Diagnosis
016.01	Tuberculosis of kidney, bacteriological or histological examination not done	ICD-9-CM	Diagnosis
016.02	Tuberculosis of kidney, bacteriological or histological examination unknown (at present)	ICD-9-CM	Diagnosis
016.03	Tuberculosis of kidney, tubercle bacilli found (in sputum) by microscopy	ICD-9-CM	Diagnosis
016.04	Tuberculosis of kidney, tubercle bacilli not found (in sputum) by microscopy, but found by bacterial culture	ICD-9-CM	Diagnosis
016.05	Tuberculosis of kidney, tubercle bacilli not found by bacteriological examination, but tuberculosis confirmed histologically	ICD-9-CM	Diagnosis
016.06	Tuberculosis of kidney, tubercle bacilli not found by bacteriological or histological examination, but tuberculosis confirmed by other methods [inoculation of animals]	ICD-9-CM	Diagnosis
016.1	Tuberculosis of bladder	ICD-9-CM	Diagnosis
016.10	Tuberculosis of bladder, confirmation unspecified	ICD-9-CM	Diagnosis
016.11	Tuberculosis of bladder, bacteriological or histological examination not done	ICD-9-CM	Diagnosis
016.12	Tuberculosis of bladder, bacteriological or histological examination unknown (at present)	ICD-9-CM	Diagnosis
016.13	Tuberculosis of bladder, tubercle bacilli found (in sputum) by microscopy	ICD-9-CM	Diagnosis
016.14	Tuberculosis of bladder, tubercle bacilli not found (in sputum) by microscopy, but found by bacterial culture	ICD-9-CM	Diagnosis
016.15	Tuberculosis of bladder, tubercle bacilli not found by bacteriological examination, but tuberculosis confirmed histologically	ICD-9-CM	Diagnosis
016.16	Tuberculosis of bladder, tubercle bacilli not found by bacteriological or histological examination, but tuberculosis confirmed by other methods [inoculation of animals]	ICD-9-CM	Diagnosis
016.2	Tuberculosis of ureter	ICD-9-CM	Diagnosis

Appendix C. International Classification of Diseases, Ninth and Tenth Revisions, Clinical Modification (ICD-9-CM and ICD-10-CM), Healthcare Common Procedure Coding System (HCPCS), and Current Procedural Terminology, Second, Third, and Fourth Editions (CPT-2, CPT-3, CPT-4) Codes Used to Define Exposures and Outcomes in this Request

Code	Description	Code Type	Code Category
016.20	Tuberculosis of ureter, confirmation unspecified	ICD-9-CM	Diagnosis
016.21	Tuberculosis of ureter, bacteriological or histological examination not done	ICD-9-CM	Diagnosis
016.22	Tuberculosis of ureter, bacteriological or histological examination unknown (at present)	ICD-9-CM	Diagnosis
016.23	Tuberculosis of ureter, tubercle bacilli found (in sputum) by microscopy	ICD-9-CM	Diagnosis
016.24	Tuberculosis of ureter, tubercle bacilli not found (in sputum) by microscopy, but found by bacterial culture	ICD-9-CM	Diagnosis
016.25	Tuberculosis of ureter, tubercle bacilli not found by bacteriological examination, but tuberculosis confirmed histologically	ICD-9-CM	Diagnosis
016.26	Tuberculosis of ureter, tubercle bacilli not found by bacteriological or histological examination, but tuberculosis confirmed by other methods [inoculation of animals]	ICD-9-CM	Diagnosis
016.3	Tuberculosis of other urinary organs	ICD-9-CM	Diagnosis
016.30	Tuberculosis of other urinary organs, confirmation unspecified	ICD-9-CM	Diagnosis
016.31	Tuberculosis of other urinary organs, bacteriological or histological examination not done	ICD-9-CM	Diagnosis
016.32	Tuberculosis of other urinary organs, bacteriological or histological examination unknown (at present)	ICD-9-CM	Diagnosis
016.33	Tuberculosis of other urinary organs, tubercle bacilli found (in sputum) by microscopy	ICD-9-CM	Diagnosis
016.34	Tuberculosis of other urinary organs, tubercle bacilli not found (in sputum) by microscopy, but found by bacterial culture	ICD-9-CM	Diagnosis
016.35	Tuberculosis of other urinary organs, tubercle bacilli not found by bacteriological examination, but tuberculosis confirmed histologically	ICD-9-CM	Diagnosis
016.36	Tuberculosis of other urinary organs, tubercle bacilli not found by bacteriological or histological examination, but tuberculosis confirmed by other methods [inoculation of animals]	ICD-9-CM	Diagnosis
016.4	Tuberculosis of epididymis	ICD-9-CM	Diagnosis
016.40	Tuberculosis of epididymis, confirmation unspecified	ICD-9-CM	Diagnosis
016.41	Tuberculosis of epididymis, bacteriological or histological examination not done	ICD-9-CM	Diagnosis
016.42	Tuberculosis of epididymis, bacteriological or histological examination unknown (at present)	ICD-9-CM	Diagnosis
016.43	Tuberculosis of epididymis, tubercle bacilli found (in sputum) by microscopy	ICD-9-CM	Diagnosis
016.44	Tuberculosis of epididymis, tubercle bacilli not found (in sputum) by microscopy, but found by bacterial culture	ICD-9-CM	Diagnosis
016.45	Tuberculosis of epididymis, tubercle bacilli not found by bacteriological examination, but tuberculosis confirmed histologically	ICD-9-CM	Diagnosis
016.46	Tuberculosis of epididymis, tubercle bacilli not found by bacteriological or histological examination, but tuberculosis confirmed by other methods [inoculation of animals]	ICD-9-CM	Diagnosis
016.5	Tuberculosis of other male genital organs	ICD-9-CM	Diagnosis
016.50	Tuberculosis of other male genital organs, confirmation unspecified	ICD-9-CM	Diagnosis
016.51	Tuberculosis of other male genital organs, bacteriological or histological examination not done	ICD-9-CM	Diagnosis
016.52	Tuberculosis of other male genital organs, bacteriological or histological examination unknown (at present)	ICD-9-CM	Diagnosis
016.53	Tuberculosis of other male genital organs, tubercle bacilli found (in sputum) by microscopy	ICD-9-CM	Diagnosis
016.54	Tuberculosis of other male genital organs, tubercle bacilli not found (in sputum) by microscopy, but found by bacterial culture	ICD-9-CM	Diagnosis

Appendix C. International Classification of Diseases, Ninth and Tenth Revisions, Clinical Modification (ICD-9-CM and ICD-10-CM), Healthcare Common Procedure Coding System (HCPCS), and Current Procedural Terminology, Second, Third, and Fourth Editions (CPT-2, CPT-3, CPT-4) Codes Used to Define Exposures and Outcomes in this Request

Code	Description	Code Type	Code Category
016.55	Tuberculosis of other male genital organs, tubercle bacilli not found by bacteriological examination, but tuberculosis confirmed histologically	ICD-9-CM	Diagnosis
016.56	Tuberculosis of other male genital organs, tubercle bacilli not found by bacteriological or histological examination, but tuberculosis confirmed by other methods [inoculation of animals]	ICD-9-CM	Diagnosis
016.6	Tuberculous oophoritis and salpingitis	ICD-9-CM	Diagnosis
016.60	Tuberculous oophoritis and salpingitis, confirmation unspecified	ICD-9-CM	Diagnosis
016.61	Tuberculous oophoritis and salpingitis, bacteriological or histological examination not done	ICD-9-CM	Diagnosis
016.62	Tuberculous oophoritis and salpingitis, bacteriological or histological examination unknown (at present)	ICD-9-CM	Diagnosis
016.63	Tuberculous oophoritis and salpingitis, tubercle bacilli found (in sputum) by microscopy	ICD-9-CM	Diagnosis
016.64	Tuberculous oophoritis and salpingitis, tubercle bacilli not found (in sputum) by microscopy, but found by bacterial culture	ICD-9-CM	Diagnosis
016.65	Tuberculous oophoritis and salpingitis, tubercle bacilli not found by bacteriological examination, but tuberculosis confirmed histologically	ICD-9-CM	Diagnosis
016.66	Tuberculous oophoritis and salpingitis, tubercle bacilli not found by bacteriological or histological examination, but tuberculosis confirmed by other methods [inoculation of animals]	ICD-9-CM	Diagnosis
016.7	Tuberculosis of other female genital organs	ICD-9-CM	Diagnosis
016.70	Tuberculosis of other female genital organs, confirmation unspecified	ICD-9-CM	Diagnosis
016.71	Tuberculosis of other female genital organs, bacteriological or histological examination not done	ICD-9-CM	Diagnosis
016.72	Tuberculosis of other female genital organs, bacteriological or histological examination unknown (at present)	ICD-9-CM	Diagnosis
016.73	Tuberculosis of other female genital organs, tubercle bacilli found (in sputum) by microscopy	ICD-9-CM	Diagnosis
016.74	Tuberculosis of other female genital organs, tubercle bacilli not found (in sputum) by microscopy, but found by bacterial culture	ICD-9-CM	Diagnosis
016.75	Tuberculosis of other female genital organs, tubercle bacilli not found by bacteriological examination, but tuberculosis confirmed histologically	ICD-9-CM	Diagnosis
016.76	Tuberculosis of other female genital organs, tubercle bacilli not found by bacteriological or histological examination, but tuberculosis confirmed by other methods [inoculation of animals]	ICD-9-CM	Diagnosis
016.9	Genitourinary tuberculosis, unspecified	ICD-9-CM	Diagnosis
016.90	Unspecified genitourinary tuberculosis, confirmation unspecified	ICD-9-CM	Diagnosis
016.91	Unspecified genitourinary tuberculosis, bacteriological or histological examination not done	ICD-9-CM	Diagnosis
016.92	Unspecified genitourinary tuberculosis, bacteriological or histological examination unknown (at present)	ICD-9-CM	Diagnosis
016.93	Unspecified genitourinary tuberculosis, tubercle bacilli found (in sputum) by microscopy	ICD-9-CM	Diagnosis
016.94	Unspecified genitourinary tuberculosis, tubercle bacilli not found (in sputum) by microscopy, but found by bacterial culture	ICD-9-CM	Diagnosis
016.95	Unspecified genitourinary tuberculosis, tubercle bacilli not found by bacteriological examination, but tuberculosis confirmed histologically	ICD-9-CM	Diagnosis

Appendix C. International Classification of Diseases, Ninth and Tenth Revisions, Clinical Modification (ICD-9-CM and ICD-10-CM), Healthcare Common Procedure Coding System (HCPCS), and Current Procedural Terminology, Second, Third, and Fourth Editions (CPT-2, CPT-3, CPT-4) Codes Used to Define Exposures and Outcomes in this Request

Code	Description	Code Type	Code Category
016.96	Unspecified genitourinary tuberculosis, tubercle bacilli not found by bacteriological or histological examination, but tuberculosis confirmed by other methods [inoculation of animals]	ICD-9-CM	Diagnosis
017	Tuberculosis of other organs	ICD-9-CM	Diagnosis
017.0	Tuberculosis of skin and subcutaneous cellular tissue	ICD-9-CM	Diagnosis
017.00	Tuberculosis of skin and subcutaneous cellular tissue, confirmation unspecified	ICD-9-CM	Diagnosis
017.01	Tuberculosis of skin and subcutaneous cellular tissue, bacteriological or histological examination not done	ICD-9-CM	Diagnosis
017.02	Tuberculosis of skin and subcutaneous cellular tissue, bacteriological or histological examination unknown (at present)	ICD-9-CM	Diagnosis
017.03	Tuberculosis of skin and subcutaneous cellular tissue, tubercle bacilli found (in sputum) by microscopy	ICD-9-CM	Diagnosis
017.04	Tuberculosis of skin and subcutaneous cellular tissue, tubercle bacilli not found (in sputum) by microscopy, but found by bacterial culture	ICD-9-CM	Diagnosis
017.05	Tuberculosis of skin and subcutaneous cellular tissue, tubercle bacilli not found by bacteriological examination, but tuberculosis confirmed histologically	ICD-9-CM	Diagnosis
017.06	Tuberculosis of skin and subcutaneous cellular tissue, tubercle bacilli not found by bacteriological or histological examination, but tuberculosis confirmed by other methods [inoculation of animals]	ICD-9-CM	Diagnosis
017.1	Erythema nodosum with hypersensitivity reaction in tuberculosis	ICD-9-CM	Diagnosis
017.10	Erythema nodosum with hypersensitivity reaction in tuberculosis, confirmation unspecified	ICD-9-CM	Diagnosis
017.11	Erythema nodosum with hypersensitivity reaction in tuberculosis, bacteriological or histological examination not done	ICD-9-CM	Diagnosis
017.12	Erythema nodosum with hypersensitivity reaction in tuberculosis, bacteriological or histological examination unknown (at present)	ICD-9-CM	Diagnosis
017.13	Erythema nodosum with hypersensitivity reaction in tuberculosis, tubercle bacilli found (in sputum) by microscopy	ICD-9-CM	Diagnosis
017.14	Erythema nodosum with hypersensitivity reaction in tuberculosis, tubercle bacilli not found (in sputum) by microscopy, but found by bacterial culture	ICD-9-CM	Diagnosis
017.15	Erythema nodosum with hypersensitivity reaction in tuberculosis, tubercle bacilli not found by bacteriological examination, but tuberculosis confirmed histologically	ICD-9-CM	Diagnosis
017.16	Erythema nodosum with hypersensitivity reaction in tuberculosis, tubercle bacilli not found by bacteriological or histological examination, but tuberculosis confirmed by other methods [inoculation of animals]	ICD-9-CM	Diagnosis
017.2	Tuberculosis of peripheral lymph nodes	ICD-9-CM	Diagnosis
017.20	Tuberculosis of peripheral lymph nodes, confirmation unspecified	ICD-9-CM	Diagnosis
017.21	Tuberculosis of peripheral lymph nodes, bacteriological or histological examination not done	ICD-9-CM	Diagnosis
017.22	Tuberculosis of peripheral lymph nodes, bacteriological or histological examination unknown (at present)	ICD-9-CM	Diagnosis
017.23	Tuberculosis of peripheral lymph nodes, tubercle bacilli found (in sputum) by microscopy	ICD-9-CM	Diagnosis
017.24	Tuberculosis of peripheral lymph nodes, tubercle bacilli not found (in sputum) by microscopy, but found by bacterial culture	ICD-9-CM	Diagnosis

Appendix C. International Classification of Diseases, Ninth and Tenth Revisions, Clinical Modification (ICD-9-CM and ICD-10-CM), Healthcare Common Procedure Coding System (HCPCS), and Current Procedural Terminology, Second, Third, and Fourth Editions (CPT-2, CPT-3, CPT-4) Codes Used to Define Exposures and Outcomes in this Request

Code	Description	Code Type	Code Category
017.25	Tuberculosis of peripheral lymph nodes, tubercle bacilli not found by bacteriological examination, but tuberculosis confirmed histologically	ICD-9-CM	Diagnosis
017.26	Tuberculosis of peripheral lymph nodes, tubercle bacilli not found by bacteriological or histological examination, but tuberculosis confirmed by other methods [inoculation of animals]	ICD-9-CM	Diagnosis
017.3	Tuberculosis of eye	ICD-9-CM	Diagnosis
017.30	Tuberculosis of eye, confirmation unspecified	ICD-9-CM	Diagnosis
017.31	Tuberculosis of eye, bacteriological or histological examination not done	ICD-9-CM	Diagnosis
017.32	Tuberculosis of eye, bacteriological or histological examination unknown (at present)	ICD-9-CM	Diagnosis
017.33	Tuberculosis of eye, tubercle bacilli found (in sputum) by microscopy	ICD-9-CM	Diagnosis
017.34	Tuberculosis of eye, tubercle bacilli not found (in sputum) by microscopy, but found by bacterial culture	ICD-9-CM	Diagnosis
017.35	Tuberculosis of eye, tubercle bacilli not found by bacteriological examination, but tuberculosis confirmed histologically	ICD-9-CM	Diagnosis
017.36	Tuberculosis of eye, tubercle bacilli not found by bacteriological or histological examination, but tuberculosis confirmed by other methods [inoculation of animals]	ICD-9-CM	Diagnosis
017.4	Tuberculosis of ear	ICD-9-CM	Diagnosis
017.40	Tuberculosis of ear, confirmation unspecified	ICD-9-CM	Diagnosis
017.41	Tuberculosis of ear, bacteriological or histological examination not done	ICD-9-CM	Diagnosis
017.42	Tuberculosis of ear, bacteriological or histological examination unknown (at present)	ICD-9-CM	Diagnosis
017.43	Tuberculosis of ear, tubercle bacilli found (in sputum) by microscopy	ICD-9-CM	Diagnosis
017.44	Tuberculosis of ear, tubercle bacilli not found (in sputum) by microscopy, but found by bacterial culture	ICD-9-CM	Diagnosis
017.45	Tuberculosis of ear, tubercle bacilli not found by bacteriological examination, but tuberculosis confirmed histologically	ICD-9-CM	Diagnosis
017.46	Tuberculosis of ear, tubercle bacilli not found by bacteriological or histological examination, but tuberculosis confirmed by other methods [inoculation of animals]	ICD-9-CM	Diagnosis
017.5	Tuberculosis of thyroid gland	ICD-9-CM	Diagnosis
017.50	Tuberculosis of thyroid gland, confirmation unspecified	ICD-9-CM	Diagnosis
017.51	Tuberculosis of thyroid gland, bacteriological or histological examination not done	ICD-9-CM	Diagnosis
017.52	Tuberculosis of thyroid gland, bacteriological or histological examination unknown (at present)	ICD-9-CM	Diagnosis
017.53	Tuberculosis of thyroid gland, tubercle bacilli found (in sputum) by microscopy	ICD-9-CM	Diagnosis
017.54	Tuberculosis of thyroid gland, tubercle bacilli not found (in sputum) by microscopy, but found by bacterial culture	ICD-9-CM	Diagnosis
017.55	Tuberculosis of thyroid gland, tubercle bacilli not found by bacteriological examination, but tuberculosis confirmed histologically	ICD-9-CM	Diagnosis
017.56	Tuberculosis of thyroid gland, tubercle bacilli not found by bacteriological or histological examination, but tuberculosis confirmed by other methods [inoculation of animals]	ICD-9-CM	Diagnosis
017.6	Tuberculosis of adrenal glands	ICD-9-CM	Diagnosis
017.60	Tuberculosis of adrenal glands, confirmation unspecified	ICD-9-CM	Diagnosis
017.61	Tuberculosis of adrenal glands, bacteriological or histological examination not done	ICD-9-CM	Diagnosis

Appendix C. International Classification of Diseases, Ninth and Tenth Revisions, Clinical Modification (ICD-9-CM and ICD-10-CM), Healthcare Common Procedure Coding System (HCPCS), and Current Procedural Terminology, Second, Third, and Fourth Editions (CPT-2, CPT-3, CPT-4) Codes Used to Define Exposures and Outcomes in this Request

Code	Description	Code Type	Code Category
017.62	Tuberculosis of adrenal glands, bacteriological or histological examination unknown (at present)	ICD-9-CM	Diagnosis
017.63	Tuberculosis of adrenal glands, tubercle bacilli found (in sputum) by microscopy	ICD-9-CM	Diagnosis
017.64	Tuberculosis of adrenal glands, tubercle bacilli not found (in sputum) by microscopy, but found by bacterial culture	ICD-9-CM	Diagnosis
017.65	Tuberculosis of adrenal glands, tubercle bacilli not found by bacteriological examination, but tuberculosis confirmed histologically	ICD-9-CM	Diagnosis
017.66	Tuberculosis of adrenal glands, tubercle bacilli not found by bacteriological or histological examination, but tuberculosis confirmed by other methods [inoculation of animals]	ICD-9-CM	Diagnosis
017.7	Tuberculosis of spleen	ICD-9-CM	Diagnosis
017.70	Tuberculosis of spleen, confirmation unspecified	ICD-9-CM	Diagnosis
017.71	Tuberculosis of spleen, bacteriological or histological examination not done	ICD-9-CM	Diagnosis
017.72	Tuberculosis of spleen, bacteriological or histological examination unknown (at present)	ICD-9-CM	Diagnosis
017.73	Tuberculosis of spleen, tubercle bacilli found (in sputum) by microscopy	ICD-9-CM	Diagnosis
017.74	Tuberculosis of spleen, tubercle bacilli not found (in sputum) by microscopy, but found by bacterial culture	ICD-9-CM	Diagnosis
017.75	Tuberculosis of spleen, tubercle bacilli not found by bacteriological examination, but tuberculosis confirmed histologically	ICD-9-CM	Diagnosis
017.76	Tuberculosis of spleen, tubercle bacilli not found by bacteriological or histological examination, but tuberculosis confirmed by other methods [inoculation of animals]	ICD-9-CM	Diagnosis
017.8	Tuberculosis of esophagus	ICD-9-CM	Diagnosis
017.80	Tuberculosis of esophagus, confirmation unspecified	ICD-9-CM	Diagnosis
017.81	Tuberculosis of esophagus, bacteriological or histological examination not done	ICD-9-CM	Diagnosis
017.82	Tuberculosis of esophagus, bacteriological or histological examination unknown (at present)	ICD-9-CM	Diagnosis
017.83	Tuberculosis of esophagus, tubercle bacilli found (in sputum) by microscopy	ICD-9-CM	Diagnosis
017.84	Tuberculosis of esophagus, tubercle bacilli not found (in sputum) by microscopy, but found by bacterial culture	ICD-9-CM	Diagnosis
017.85	Tuberculosis of esophagus, tubercle bacilli not found by bacteriological examination, but tuberculosis confirmed histologically	ICD-9-CM	Diagnosis
017.86	Tuberculosis of esophagus, tubercle bacilli not found by bacteriological or histological examination, but tuberculosis confirmed by other methods [inoculation of animals]	ICD-9-CM	Diagnosis
017.9	Tuberculosis of other specified organs	ICD-9-CM	Diagnosis
017.90	Tuberculosis of other specified organs, confirmation unspecified	ICD-9-CM	Diagnosis
017.91	Tuberculosis of other specified organs, bacteriological or histological examination not done	ICD-9-CM	Diagnosis
017.92	Tuberculosis of other specified organs, bacteriological or histological examination unknown (at present)	ICD-9-CM	Diagnosis
017.93	Tuberculosis of other specified organs, tubercle bacilli found (in sputum) by microscopy	ICD-9-CM	Diagnosis
017.94	Tuberculosis of other specified organs, tubercle bacilli not found (in sputum) by microscopy, but found by bacterial culture	ICD-9-CM	Diagnosis
017.95	Tuberculosis of other specified organs, tubercle bacilli not found by bacteriological examination, but tuberculosis confirmed histologically	ICD-9-CM	Diagnosis

Appendix C. International Classification of Diseases, Ninth and Tenth Revisions, Clinical Modification (ICD-9-CM and ICD-10-CM), Healthcare Common Procedure Coding System (HCPCS), and Current Procedural Terminology, Second, Third, and Fourth Editions (CPT-2, CPT-3, CPT-4) Codes Used to Define Exposures and Outcomes in this Request

Code	Description	Code Type	Code Category
017.96	Tuberculosis of other specified organs, tubercle bacilli not found by bacteriological or histological examination but tuberculosis confirmed by other methods [inoculation of animals]	ICD-9-CM	Diagnosis
018	Miliary tuberculosis	ICD-9-CM	Diagnosis
018.0	Acute miliary tuberculosis	ICD-9-CM	Diagnosis
018.00	Acute miliary tuberculosis, unspecified	ICD-9-CM	Diagnosis
018.01	Acute miliary tuberculosis, bacteriological or histological examination not done	ICD-9-CM	Diagnosis
018.02	Acute miliary tuberculosis, bacteriological or histological examination unknown (at present)	ICD-9-CM	Diagnosis
018.03	Acute miliary tuberculosis, tubercle bacilli found (in sputum) by microscopy	ICD-9-CM	Diagnosis
018.04	Acute miliary tuberculosis, tubercle bacilli not found (in sputum) by microscopy, but found by bacterial culture	ICD-9-CM	Diagnosis
018.05	Acute miliary tuberculosis, tubercle bacilli not found by bacteriological examination, but tuberculosis confirmed histologically	ICD-9-CM	Diagnosis
018.06	Acute miliary tuberculosis, tubercle bacilli not found by bacteriological or histological examination, but tuberculosis confirmed by other methods [inoculation of animals]	ICD-9-CM	Diagnosis
018.8	Other specified miliary tuberculosis	ICD-9-CM	Diagnosis
018.80	Other specified miliary tuberculosis, confirmation unspecified	ICD-9-CM	Diagnosis
018.81	Other specified miliary tuberculosis, bacteriological or histological examination not done	ICD-9-CM	Diagnosis
018.82	Other specified miliary tuberculosis, bacteriological or histological examination unknown (at present)	ICD-9-CM	Diagnosis
018.83	Other specified miliary tuberculosis, tubercle bacilli found (in sputum) by microscopy	ICD-9-CM	Diagnosis
018.84	Other specified miliary tuberculosis, tubercle bacilli not found (in sputum) by microscopy, but found by bacterial culture	ICD-9-CM	Diagnosis
018.85	Other specified miliary tuberculosis, tubercle bacilli not found by bacteriological examination, but tuberculosis confirmed histologically	ICD-9-CM	Diagnosis
018.86	Other specified miliary tuberculosis, tubercle bacilli not found by bacteriological or histological examination, but tuberculosis confirmed by other methods [inoculation of animals]	ICD-9-CM	Diagnosis
018.9	Unspecified miliary tuberculosis	ICD-9-CM	Diagnosis
018.90	Unspecified miliary tuberculosis, unspecified	ICD-9-CM	Diagnosis
018.91	Unspecified miliary tuberculosis, bacteriological or histological examination not done	ICD-9-CM	Diagnosis
018.92	Unspecified miliary tuberculosis, bacteriological or histological examination unknown (at present)	ICD-9-CM	Diagnosis
018.93	Unspecified miliary tuberculosis, tubercle bacilli found (in sputum) by microscopy	ICD-9-CM	Diagnosis
018.94	Unspecified miliary tuberculosis, tubercle bacilli not found (in sputum) by microscopy, but found by bacterial culture	ICD-9-CM	Diagnosis
018.95	Unspecified miliary tuberculosis, tubercle bacilli not found by bacteriological examination, but tuberculosis confirmed histologically	ICD-9-CM	Diagnosis
018.96	Unspecified miliary tuberculosis, tubercle bacilli not found by bacteriological or histological examination, but tuberculosis confirmed by other methods [inoculation of animals]	ICD-9-CM	Diagnosis
A15	Respiratory tuberculosis	ICD-10-CM	Diagnosis
A15.0	Tuberculosis of lung	ICD-10-CM	Diagnosis
A15.4	Tuberculosis of intrathoracic lymph nodes	ICD-10-CM	Diagnosis

Appendix C. International Classification of Diseases, Ninth and Tenth Revisions, Clinical Modification (ICD-9-CM and ICD-10-CM), Healthcare Common Procedure Coding System (HCPCS), and Current Procedural Terminology, Second, Third, and Fourth Editions (CPT-2, CPT-3, CPT-4) Codes Used to Define Exposures and Outcomes in this Request

Code	Description	Code Type	Code Category
A15.5	Tuberculosis of larynx, trachea and bronchus	ICD-10-CM	Diagnosis
A15.6	Tuberculous pleurisy	ICD-10-CM	Diagnosis
A15.7	Primary respiratory tuberculosis	ICD-10-CM	Diagnosis
A15.8	Other respiratory tuberculosis	ICD-10-CM	Diagnosis
A15.9	Respiratory tuberculosis unspecified	ICD-10-CM	Diagnosis
A17	Tuberculosis of nervous system	ICD-10-CM	Diagnosis
A17.0	Tuberculous meningitis	ICD-10-CM	Diagnosis
A17.1	Meningeal tuberculoma	ICD-10-CM	Diagnosis
A17.8	Other tuberculosis of nervous system	ICD-10-CM	Diagnosis
A17.81	Tuberculoma of brain and spinal cord	ICD-10-CM	Diagnosis
A17.82	Tuberculous meningoencephalitis	ICD-10-CM	Diagnosis
A17.83	Tuberculous neuritis	ICD-10-CM	Diagnosis
A17.89	Other tuberculosis of nervous system	ICD-10-CM	Diagnosis
A17.9	Tuberculosis of nervous system, unspecified	ICD-10-CM	Diagnosis
A18	Tuberculosis of other organs	ICD-10-CM	Diagnosis
A18.0	Tuberculosis of bones and joints	ICD-10-CM	Diagnosis
A18.01	Tuberculosis of spine	ICD-10-CM	Diagnosis
A18.02	Tuberculous arthritis of other joints	ICD-10-CM	Diagnosis
A18.03	Tuberculosis of other bones	ICD-10-CM	Diagnosis
A18.09	Other musculoskeletal tuberculosis	ICD-10-CM	Diagnosis
A18.1	Tuberculosis of genitourinary system	ICD-10-CM	Diagnosis
A18.10	Tuberculosis of genitourinary system, unspecified	ICD-10-CM	Diagnosis
A18.11	Tuberculosis of kidney and ureter	ICD-10-CM	Diagnosis
A18.12	Tuberculosis of bladder	ICD-10-CM	Diagnosis
A18.13	Tuberculosis of other urinary organs	ICD-10-CM	Diagnosis
A18.14	Tuberculosis of prostate	ICD-10-CM	Diagnosis
A18.15	Tuberculosis of other male genital organs	ICD-10-CM	Diagnosis
A18.16	Tuberculosis of cervix	ICD-10-CM	Diagnosis
A18.17	Tuberculous female pelvic inflammatory disease	ICD-10-CM	Diagnosis
A18.18	Tuberculosis of other female genital organs	ICD-10-CM	Diagnosis
A18.2	Tuberculous peripheral lymphadenopathy	ICD-10-CM	Diagnosis
A18.3	Tuberculosis of intestines, peritoneum and mesenteric glands	ICD-10-CM	Diagnosis
A18.31	Tuberculous peritonitis	ICD-10-CM	Diagnosis
A18.32	Tuberculous enteritis	ICD-10-CM	Diagnosis
A18.39	Retroperitoneal tuberculosis	ICD-10-CM	Diagnosis
A18.4	Tuberculosis of skin and subcutaneous tissue	ICD-10-CM	Diagnosis
A18.5	Tuberculosis of eye	ICD-10-CM	Diagnosis
A18.50	Tuberculosis of eye, unspecified	ICD-10-CM	Diagnosis
A18.51	Tuberculous episcleritis	ICD-10-CM	Diagnosis
A18.52	Tuberculous keratitis	ICD-10-CM	Diagnosis
A18.53	Tuberculous chorioretinitis	ICD-10-CM	Diagnosis
A18.54	Tuberculous iridocyclitis	ICD-10-CM	Diagnosis
A18.59	Other tuberculosis of eye	ICD-10-CM	Diagnosis

Appendix C. International Classification of Diseases, Ninth and Tenth Revisions, Clinical Modification (ICD-9-CM and ICD-10-CM), Healthcare Common Procedure Coding System (HCPCS), and Current Procedural Terminology, Second, Third, and Fourth Editions (CPT-2, CPT-3, CPT-4) Codes Used to Define Exposures and Outcomes in this Request

Code	Description	Code Type	Code Category
A18.6	Tuberculosis of (inner) (middle) ear	ICD-10-CM	Diagnosis
A18.7	Tuberculosis of adrenal glands	ICD-10-CM	Diagnosis
A18.8	Tuberculosis of other specified organs	ICD-10-CM	Diagnosis
A18.81	Tuberculosis of thyroid gland	ICD-10-CM	Diagnosis
A18.82	Tuberculosis of other endocrine glands	ICD-10-CM	Diagnosis
A18.83	Tuberculosis of digestive tract organs, not elsewhere classified	ICD-10-CM	Diagnosis
A18.84	Tuberculosis of heart	ICD-10-CM	Diagnosis
A18.85	Tuberculosis of spleen	ICD-10-CM	Diagnosis
A18.89	Tuberculosis of other sites	ICD-10-CM	Diagnosis
A19	Miliary tuberculosis	ICD-10-CM	Diagnosis
A19.0	Acute miliary tuberculosis of a single specified site	ICD-10-CM	Diagnosis
A19.1	Acute miliary tuberculosis of multiple sites	ICD-10-CM	Diagnosis
A19.2	Acute miliary tuberculosis, unspecified	ICD-10-CM	Diagnosis
A19.8	Other miliary tuberculosis	ICD-10-CM	Diagnosis
A19.9	Miliary tuberculosis, unspecified	ICD-10-CM	Diagnosis
Tuberculin Skin Test			
V74.1	Screening examination for pulmonary tuberculosis	ICD-9-CM	Procedure
795.51	Nonspecific reaction to tuberculin skin test without active tuberculosis	ICD-9-CM	Diagnosis
Z11.1	Encounter for screening for respiratory tuberculosis	ICD-10-CM	Diagnosis
R76.11	Nonspecific reaction to tuberculin skin test without active tuberculosis	ICD-10-CM	Diagnosis
3455F	TB screening performed and results interpreted within six months prior to initiation of first-time biologic disease modifying anti-rheumatic drug therapy for RA (RA)	CPT-2	Procedure
3510F	Documentation that tuberculosis (TB) screening test performed and results interpreted (HIV) (IBD)	CPT-2	Procedure
86580	Skin test; tuberculosis, intradermal	CPT-4	Procedure
86585	Skin test; tuberculosis, tine test	CPT-4	Procedure
99211	Office or other outpatient visit for the evaluation and management of an established patient, that may not require the presence of a physician or other qualified health care professional. Usually, the presenting problem(s) are minimal. Typically, 5 minutes are spent performing or supervising these services.	CPT-4	Procedure
G9359	Documentation of negative or managed positive TB screen with further evidence that TB is not active within one year of patient visit	HCPCS	Procedure
M1003	TB screening performed and results interpreted within 12 months prior to initiation of first-time biologic disease modifying antirheumatic drug therapy for RA	HCPCS	Procedure
G9360	No documentation of negative or managed positive TB screen	HCPCS	Procedure
G9932	Documentation of patient reason(s) for not having records of negative or managed positive TB screen (e.g., patient does not return for Mantoux (PPD) skin test evaluation)	HCPCS	Procedure
M1004	Documentation of medical reason for not screening for TB or interpreting results (i.e., patient positive for TB and documentation of past treatment; patient who has recently completed a course of anti-TB therapy)	HCPCS	Procedure
M1005	TB screening not performed or results not interpreted, reason not given	HCPCS	Procedure
Tuberculin Skin Test Result			
795.51	Nonspecific reaction to tuberculin skin test without active tuberculosis	ICD-9-CM	Diagnosis

Appendix C. International Classification of Diseases, Ninth and Tenth Revisions, Clinical Modification (ICD-9-CM and ICD-10-CM), Healthcare Common Procedure Coding System (HCPCS), and Current Procedural Terminology, Second, Third, and Fourth Editions (CPT-2, CPT-3, CPT-4) Codes Used to Define Exposures and Outcomes in this Request

Code	Description	Code Type	Code Category
R76.11	Nonspecific reaction to tuberculin skin test without active tuberculosis	ICD-10-CM	Diagnosis
3455F	TB screening performed and results interpreted within six months prior to initiation of first-time biologic disease modifying anti-rheumatic drug therapy for RA (RA)	CPT-2	Procedure
3510F	Documentation that tuberculosis (TB) screening test performed and results interpreted (HIV) (IBD)	CPT-2	Procedure
99211	Office or other outpatient visit for the evaluation and management of an established patient, that may not require the presence of a physician or other qualified health care professional. Usually, the presenting problem(s) are minimal. Typically, 5 minutes are spent performing or supervising these services.	CPT-4	Procedure
G9359	Documentation of negative or managed positive TB screen with further evidence that TB is not active within one year of patient visit	HCPCS	Procedure
M1003	TB screening performed and results interpreted within 12 months prior to initiation of first-	HCPCS	Procedure
G9360	No documentation of negative or managed positive TB screen	HCPCS	Procedure
G9932	Documentation of patient reason(s) for not having records of negative or managed positive TB screen (e.g., patient does not return for Mantoux (PPD) skin test evaluation)	HCPCS	Procedure
M1004	Documentation of medical reason for not screening for TB or interpreting results (i.e., patient positive for TB and documentation of past treatment; patient who has recently completed a course of anti-TB therapy)	HCPCS	Procedure
M1005	TB screening not performed or results not interpreted, reason not given	HCPCS	Procedure
Interferon Gamma Release Assay			
0010T	Tuberculosis test, cell mediated immunity measurement of gamma interferon antigen response	CPT-3	Procedure
86480	Tuberculosis test, cell mediated immunity antigen response measurement; gamma interferon	CPT-4	Procedure
86481	Tuberculosis test, cell mediated immunity antigen response measurement; enumeration of gamma interferon-producing T-cells in cell suspension	CPT-4	Procedure
795.52	Nonspecific reaction to cell mediated immunity measurement of gamma interferon antigen response without active tuberculosis	ICD-9-CM	Diagnosis
R76.12	Nonspecific reaction to cell mediated immunity measurement of gamma interferon antigen response without active tuberculosis	ICD-10-CM	Diagnosis
Sputum Culture			
90.42	Culture of specimen from trachea, bronchus, pleura, lung, and other thoracic specimen, and of sputum	ICD-9-CM	Procedure
90.43	Culture and sensitivity of specimen from trachea, bronchus, pleura, lung, and other thoracic specimen, and of sputum	ICD-9-CM	Procedure
87116	Culture, tubercle or other acid-fast bacilli (eg, TB, AFB, mycobacteria) any source, with isolation and presumptive identification of isolates	CPT-4	Procedure
87118	Culture, mycobacterial, definitive identification, each isolate	CPT-4	Procedure
87143	Culture, typing; gas liquid chromatography (GLC) or high pressure liquid chromatography (HPLC) method	CPT-4	Procedure
87149	Culture, typing; identification by nucleic acid (DNA or RNA) probe, direct probe technique, per culture or isolate, each organism probed	CPT-4	Procedure
87150	Culture, typing; identification by nucleic acid (DNA or RNA) probe, amplified probe technique, per culture or isolate, each organism probed	CPT-4	Procedure

Appendix C. International Classification of Diseases, Ninth and Tenth Revisions, Clinical Modification (ICD-9-CM and ICD-10-CM), Healthcare Common Procedure Coding System (HCPCS), and Current Procedural Terminology, Second, Third, and Fourth Editions (CPT-2, CPT-3, CPT-4) Codes Used to Define Exposures and Outcomes in this Request

Code	Description	Code Type	Code Category
87153	Culture, typing; identification by nucleic acid sequencing method, each isolate (eg, sequencing of the 16S rRNA gene)	CPT-4	Procedure
87158	Culture, typing; other methods	CPT-4	Procedure
Sputum Smear			
90.4	Microscopic examination of specimen from trachea, bronchus, pleura, lung, and other thoracic specimen, and of sputum	ICD-9-CM	Procedure
90.41	Bacterial smear of specimen from trachea, bronchus, pleura, lung, and other thoracic specimen, and of sputum	ICD-9-CM	Procedure
90.44	Parasitology of specimen from trachea, bronchus, pleura, lung, and other thoracic specimen, and of sputum	ICD-9-CM	Procedure
90.45	Toxicology of specimen from trachea, bronchus, pleura, lung, and other thoracic specimen, and of sputum	ICD-9-CM	Procedure
90.46	Cell block and papanicolaou smear of specimen from trachea, bronchus, pleura, lung, and other thoracic specimen, and of sputum	ICD-9-CM	Procedure
90.49	Other microscopic examination of specimen from trachea, bronchus, pleura, lung, and other thoracic specimen, and of sputum	ICD-9-CM	Procedure
89220	Sputum, obtaining specimen, aerosol induced technique (separate procedure)	CPT-4	Procedure
89350	Sputum, obtaining specimen, aerosol induced technique (separate procedure)	CPT-4	Procedure
94665	Aerosol or vapor inhalations for sputum mobilization, bronchodilation, or sputum induction for diagnostic purposes; subsequent	CPT-4	Procedure
Chest Radiograph			
70360	Radiologic examination; neck, soft tissue	CPT-4	Procedure
70370	Radiologic examination; pharynx or larynx, including fluoroscopy and/or magnification technique	CPT-4	Procedure
74210	Radiologic examination; pharynx and/or cervical esophagus	CPT-4	Procedure
71010	Radiologic examination, chest; single view, frontal	CPT-4	Procedure
71015	Radiologic examination, chest; stereo, frontal	CPT-4	Procedure
71020	Radiologic examination, chest, 2 views, frontal and lateral;	CPT-4	Procedure
71021	Radiologic examination, chest, 2 views, frontal and lateral; with apical lordotic procedure	CPT-4	Procedure
71022	Radiologic examination, chest, 2 views, frontal and lateral; with oblique projections	CPT-4	Procedure
71023	Radiologic examination, chest, 2 views, frontal and lateral; with fluoroscopy	CPT-4	Procedure
71030	Radiologic examination, chest, complete, minimum of 4 views;	CPT-4	Procedure
71034	Radiologic examination, chest, complete, minimum of 4 views; with fluoroscopy	CPT-4	Procedure
71035	Radiologic examination, chest, complete, minimum of 4 views; with fluoroscopy	CPT-4	Procedure
71045	Radiologic examination, chest; single view	CPT-4	Procedure
71046	Radiologic examination, chest; 2 views	CPT-4	Procedure
71047	Radiologic examination, chest; 3 views	CPT-4	Procedure
71048	Radiologic examination, chest; 4 or more views	CPT-4	Procedure
Thoracic Computed Tomography (CT) Scan			
71250	Computed tomography, thorax; without contrast material	CPT-4	Procedure
71260	Computed tomography, thorax; with contrast material(s)	CPT-4	Procedure
71270	Computed tomography, thorax; without contrast material, followed by contrast material(s) and further sections	CPT-4	Procedure

**Appendix D. International Classification of Diseases, Ninth and Tenth Revisions, Clinical Modification (ICD-9-CM and ICD-10-CM)
Diagnosis Codes Used to Define Exclusion and Inclusion Criteria in this Request**

Code	Description	Code Type	Code Category
Exclusion Codes for Rifampin Cohort			
031.0	Pulmonary diseases due to other mycobacteria	ICD-9-CM	Diagnosis
031.2	Disseminated diseases due to other mycobacteria	ICD-9-CM	Diagnosis
031.8	Other specified diseases due to other mycobacteria	ICD-9-CM	Diagnosis
038.1	Staphylococcal septicemia	ICD-9-CM	Diagnosis
038.10	Unspecified staphylococcal septicemia	ICD-9-CM	Diagnosis
038.11	Methicillin susceptible Staphylococcus aureus septicemia	ICD-9-CM	Diagnosis
038.12	Methicillin resistant Staphylococcus aureus septicemia	ICD-9-CM	Diagnosis
038.19	Other staphylococcal septicemia	ICD-9-CM	Diagnosis
041.1	Staphylococcus infection in conditions classified elsewhere and of unspecified site	ICD-9-CM	Diagnosis
041.10	Unspecified staphylococcus infection in conditions classified elsewhere and of unspecified site	ICD-9-CM	Diagnosis
041.11	Methicillin susceptible Staphylococcus aureus	ICD-9-CM	Diagnosis
041.12	Methicillin resistant Staphylococcus aureus	ICD-9-CM	Diagnosis
041.19	Other staphylococcus infection in conditions classified elsewhere and of unspecified site	ICD-9-CM	Diagnosis
088	Other arthropod-borne diseases	ICD-9-CM	Diagnosis
088.8	Other specified arthropod-borne diseases	ICD-9-CM	Diagnosis
088.81	Lyme disease	ICD-9-CM	Diagnosis
088.82	Babesiosis	ICD-9-CM	Diagnosis
088.89	Other specified arthropod-borne diseases	ICD-9-CM	Diagnosis
088.9	Unspecified arthropod-borne disease	ICD-9-CM	Diagnosis
421	Acute and subacute endocarditis	ICD-9-CM	Diagnosis
421.0	Acute and subacute bacterial endocarditis	ICD-9-CM	Diagnosis
421.1	Acute and subacute infective endocarditis in diseases classified elsewhere	ICD-9-CM	Diagnosis
421.9	Unspecified acute endocarditis	ICD-9-CM	Diagnosis
424	Other diseases of endocardium	ICD-9-CM	Diagnosis
424.0	Mitral valve disorders	ICD-9-CM	Diagnosis
424.1	Aortic valve disorders	ICD-9-CM	Diagnosis
424.2	Tricuspid valve disorders, specified as nonrheumatic	ICD-9-CM	Diagnosis
424.3	Pulmonary valve disorders	ICD-9-CM	Diagnosis
424.9	Endocarditis, valve unspecified	ICD-9-CM	Diagnosis
424.90	Endocarditis, valve unspecified, unspecified cause	ICD-9-CM	Diagnosis
424.91	Endocarditis in diseases classified elsewhere	ICD-9-CM	Diagnosis
424.99	Other endocarditis, valve unspecified	ICD-9-CM	Diagnosis
486	Pneumonia, organism unspecified	ICD-9-CM	Diagnosis
494	Bronchiectasis	ICD-9-CM	Diagnosis
494.0	Bronchiectasis without acute exacerbation	ICD-9-CM	Diagnosis
494.1	Bronchiectasis with acute exacerbation	ICD-9-CM	Diagnosis
682	Other cellulitis and abscess	ICD-9-CM	Diagnosis
682.0	Cellulitis and abscess of face	ICD-9-CM	Diagnosis
682.1	Cellulitis and abscess of neck	ICD-9-CM	Diagnosis
682.2	Cellulitis and abscess of trunk	ICD-9-CM	Diagnosis
682.3	Cellulitis and abscess of upper arm and forearm	ICD-9-CM	Diagnosis
682.4	Cellulitis and abscess of hand, except fingers and thumb	ICD-9-CM	Diagnosis

**Appendix D. International Classification of Diseases, Ninth and Tenth Revisions, Clinical Modification (ICD-9-CM and ICD-10-CM)
Diagnosis Codes Used to Define Exclusion and Inclusion Criteria in this Request**

Code	Description	Code Type	Code Category
682.5	Cellulitis and abscess of buttock	ICD-9-CM	Diagnosis
682.6	Cellulitis and abscess of leg, except foot	ICD-9-CM	Diagnosis
682.7	Cellulitis and abscess of foot, except toes	ICD-9-CM	Diagnosis
682.8	Cellulitis and abscess of other specified site	ICD-9-CM	Diagnosis
682.9	Cellulitis and abscess of unspecified site	ICD-9-CM	Diagnosis
686	Other local infection of skin and subcutaneous tissue	ICD-9-CM	Diagnosis
686.0	Pyoderma	ICD-9-CM	Diagnosis
686.00	Unspecified pyoderma	ICD-9-CM	Diagnosis
686.01	Pyoderma gangrenosum	ICD-9-CM	Diagnosis
686.09	Other pyoderma	ICD-9-CM	Diagnosis
686.1	Pyogenic granuloma of skin and subcutaneous tissue	ICD-9-CM	Diagnosis
686.8	Other specified local infections of skin and subcutaneous tissue	ICD-9-CM	Diagnosis
686.9	Unspecified local infection of skin and subcutaneous tissue	ICD-9-CM	Diagnosis
704	Diseases of hair and hair follicles	ICD-9-CM	Diagnosis
704.2	Abnormalities of the hair	ICD-9-CM	Diagnosis
704.8	Other specified disease of hair and hair follicles	ICD-9-CM	Diagnosis
704.9	Unspecified disease of hair and hair follicles	ICD-9-CM	Diagnosis
705	Disorders of sweat glands	ICD-9-CM	Diagnosis
705.8	Other specified disorders of sweat glands	ICD-9-CM	Diagnosis
705.81	Dyshidrosis	ICD-9-CM	Diagnosis
705.82	Fox-Fordyce disease	ICD-9-CM	Diagnosis
705.83	Hidradenitis	ICD-9-CM	Diagnosis
705.89	Other specified disorder of sweat glands	ICD-9-CM	Diagnosis
705.9	Unspecified disorder of sweat glands	ICD-9-CM	Diagnosis
706	Diseases of sebaceous glands	ICD-9-CM	Diagnosis
706.0	Acne varioliformis	ICD-9-CM	Diagnosis
706.1	Other acne	ICD-9-CM	Diagnosis
711	Arthropathy associated with infections	ICD-9-CM	Diagnosis
711.0	Pyogenic arthritis	ICD-9-CM	Diagnosis
711.00	Pyogenic arthritis, site unspecified	ICD-9-CM	Diagnosis
711.01	Pyogenic arthritis, shoulder region	ICD-9-CM	Diagnosis
711.02	Pyogenic arthritis, upper arm	ICD-9-CM	Diagnosis
711.03	Pyogenic arthritis, forearm	ICD-9-CM	Diagnosis
711.04	Pyogenic arthritis, hand	ICD-9-CM	Diagnosis
711.05	Pyogenic arthritis, pelvic region and thigh	ICD-9-CM	Diagnosis
711.06	Pyogenic arthritis, lower leg	ICD-9-CM	Diagnosis
711.07	Pyogenic arthritis, ankle and foot	ICD-9-CM	Diagnosis
711.08	Pyogenic arthritis, other specified sites	ICD-9-CM	Diagnosis
711.09	Pyogenic arthritis, multiple sites	ICD-9-CM	Diagnosis
711.4	Arthropathy associated with other bacterial diseases	ICD-9-CM	Diagnosis
711.40	Arthropathy associated with other bacterial diseases, site unspecified	ICD-9-CM	Diagnosis
711.41	Arthropathy associated with other bacterial diseases, shoulder region	ICD-9-CM	Diagnosis
711.42	Arthropathy associated with other bacterial diseases, upper arm	ICD-9-CM	Diagnosis
711.43	Arthropathy associated with other bacterial diseases, forearm	ICD-9-CM	Diagnosis

**Appendix D. International Classification of Diseases, Ninth and Tenth Revisions, Clinical Modification (ICD-9-CM and ICD-10-CM)
Diagnosis Codes Used to Define Exclusion and Inclusion Criteria in this Request**

Code	Description	Code Type	Code Category
711.44	Arthropathy, associated with other bacterial diseases, hand	ICD-9-CM	Diagnosis
711.45	Arthropathy associated with other bacterial diseases, pelvic region and thigh	ICD-9-CM	Diagnosis
711.46	Arthropathy associated with other bacterial diseases, lower leg	ICD-9-CM	Diagnosis
711.47	Arthropathy associated with other bacterial disease, ankle and foot	ICD-9-CM	Diagnosis
711.48	Arthropathy associated with other bacterial diseases, other specific sites	ICD-9-CM	Diagnosis
711.49	Arthropathy associated with other bacterial diseases, multiple sites	ICD-9-CM	Diagnosis
711.8	Arthropathy associated with other infectious and parasitic diseases	ICD-9-CM	Diagnosis
711.80	Arthropathy associated with other infectious and parasitic diseases, site unspecified	ICD-9-CM	Diagnosis
711.81	Arthropathy associated with other infectious and parasitic diseases, shoulder region	ICD-9-CM	Diagnosis
711.82	Arthropathy associated with other infectious and parasitic diseases, upper arm	ICD-9-CM	Diagnosis
711.83	Arthropathy associated with other infectious and parasitic diseases, forearm	ICD-9-CM	Diagnosis
711.84	Arthropathy associated with other infectious and parasitic diseases, hand	ICD-9-CM	Diagnosis
711.85	Arthropathy associated with other infectious and parasitic diseases, pelvic region and thigh	ICD-9-CM	Diagnosis
711.86	Arthropathy associated with other infectious and parasitic diseases, lower leg	ICD-9-CM	Diagnosis
711.87	Arthropathy associated with other infectious and parasitic diseases, ankle and foot	ICD-9-CM	Diagnosis
711.88	Arthropathy associated with other infectious and parasitic diseases, other specific site	ICD-9-CM	Diagnosis
711.89	Arthropathy associated with other infectious and parasitic diseases, multiple sites	ICD-9-CM	Diagnosis
711.9	Unspecified infective arthritis	ICD-9-CM	Diagnosis
711.90	Unspecified infective arthritis, site unspecified	ICD-9-CM	Diagnosis
711.91	Unspecified infective arthritis, shoulder region	ICD-9-CM	Diagnosis
711.92	Unspecified infective arthritis, upper arm	ICD-9-CM	Diagnosis
711.93	Unspecified infective arthritis, forearm	ICD-9-CM	Diagnosis
711.94	Unspecified infective arthritis, hand	ICD-9-CM	Diagnosis
711.95	Unspecified infective arthritis, pelvic region and thigh	ICD-9-CM	Diagnosis
711.96	Unspecified infective arthritis, lower leg	ICD-9-CM	Diagnosis
711.97	Unspecified infective arthritis, ankle and foot	ICD-9-CM	Diagnosis
711.98	Unspecified infective arthritis, other specified sites	ICD-9-CM	Diagnosis
711.99	Unspecified infective arthritis, multiple sites	ICD-9-CM	Diagnosis
730	Osteomyelitis, periostitis, and other infections involving bone	ICD-9-CM	Diagnosis
730.0	Acute osteomyelitis	ICD-9-CM	Diagnosis
730.00	Acute osteomyelitis, site unspecified	ICD-9-CM	Diagnosis
730.01	Acute osteomyelitis, shoulder region	ICD-9-CM	Diagnosis
730.02	Acute osteomyelitis, upper arm	ICD-9-CM	Diagnosis
730.03	Acute osteomyelitis, forearm	ICD-9-CM	Diagnosis
730.04	Acute osteomyelitis, hand	ICD-9-CM	Diagnosis
730.05	Acute osteomyelitis, pelvic region and thigh	ICD-9-CM	Diagnosis
730.06	Acute osteomyelitis, lower leg	ICD-9-CM	Diagnosis
730.07	Acute osteomyelitis, ankle and foot	ICD-9-CM	Diagnosis
730.08	Acute osteomyelitis, other specified site	ICD-9-CM	Diagnosis
730.09	Acute osteomyelitis, multiple sites	ICD-9-CM	Diagnosis
730.1	Chronic osteomyelitis	ICD-9-CM	Diagnosis
730.10	Chronic osteomyelitis, site unspecified	ICD-9-CM	Diagnosis
730.11	Chronic osteomyelitis, shoulder region	ICD-9-CM	Diagnosis
730.12	Chronic osteomyelitis, upper arm	ICD-9-CM	Diagnosis

**Appendix D. International Classification of Diseases, Ninth and Tenth Revisions, Clinical Modification (ICD-9-CM and ICD-10-CM)
Diagnosis Codes Used to Define Exclusion and Inclusion Criteria in this Request**

Code	Description	Code Type	Code Category
730.13	Chronic osteomyelitis, forearm	ICD-9-CM	Diagnosis
730.14	Chronic osteomyelitis, hand	ICD-9-CM	Diagnosis
730.15	Chronic osteomyelitis, pelvic region and thigh	ICD-9-CM	Diagnosis
730.16	Chronic osteomyelitis, lower leg	ICD-9-CM	Diagnosis
730.17	Chronic osteomyelitis, ankle and foot	ICD-9-CM	Diagnosis
730.18	Chronic osteomyelitis, other specified sites	ICD-9-CM	Diagnosis
730.19	Chronic osteomyelitis, multiple sites	ICD-9-CM	Diagnosis
730.2	Unspecified osteomyelitis	ICD-9-CM	Diagnosis
730.20	Unspecified osteomyelitis, site unspecified	ICD-9-CM	Diagnosis
730.21	Unspecified osteomyelitis, shoulder region	ICD-9-CM	Diagnosis
730.22	Unspecified osteomyelitis, upper arm	ICD-9-CM	Diagnosis
730.23	Unspecified osteomyelitis, forearm	ICD-9-CM	Diagnosis
730.24	Unspecified osteomyelitis, hand	ICD-9-CM	Diagnosis
730.25	Unspecified osteomyelitis, pelvic region and thigh	ICD-9-CM	Diagnosis
730.26	Unspecified osteomyelitis, lower leg	ICD-9-CM	Diagnosis
730.27	Unspecified osteomyelitis, ankle and foot	ICD-9-CM	Diagnosis
730.28	Unspecified osteomyelitis, other specified sites	ICD-9-CM	Diagnosis
730.29	Unspecified osteomyelitis, multiple sites	ICD-9-CM	Diagnosis
730.8	Other infections involving bone in diseases classified elsewhere	ICD-9-CM	Diagnosis
730.80	Other infections involving bone in diseases classified elsewhere, site unspecified	ICD-9-CM	Diagnosis
730.81	Other infections involving bone diseases classified elsewhere, shoulder region	ICD-9-CM	Diagnosis
730.82	Other infections involving bone diseases classified elsewhere, upper arm	ICD-9-CM	Diagnosis
730.83	Other infections involving bone in diseases classified elsewhere, forearm	ICD-9-CM	Diagnosis
730.84	Other infections involving diseases classified elsewhere, hand bone	ICD-9-CM	Diagnosis
730.85	Other infections involving bone diseases classified elsewhere, pelvic region and thigh	ICD-9-CM	Diagnosis
730.86	Other infections involving bone diseases classified elsewhere, lower leg	ICD-9-CM	Diagnosis
730.87	Other infections involving bone diseases classified elsewhere, ankle and foot	ICD-9-CM	Diagnosis
730.88	Other infections involving bone diseases classified elsewhere, other specified sites	ICD-9-CM	Diagnosis
730.89	Other infections involving bone diseases classified elsewhere, multiple sites	ICD-9-CM	Diagnosis
730.9	Unspecified infection of bone	ICD-9-CM	Diagnosis
730.90	Unspecified infection of bone, site unspecified	ICD-9-CM	Diagnosis
730.91	Unspecified infection of bone, shoulder region	ICD-9-CM	Diagnosis
730.92	Unspecified infection of bone, upper arm	ICD-9-CM	Diagnosis
730.93	Unspecified infection of bone, forearm	ICD-9-CM	Diagnosis
730.94	Unspecified infection of bone, hand	ICD-9-CM	Diagnosis
730.95	Unspecified infection of bone, pelvic region and thigh	ICD-9-CM	Diagnosis
730.96	Unspecified infection of bone, lower leg	ICD-9-CM	Diagnosis
730.97	Unspecified infection of bone, ankle and foot	ICD-9-CM	Diagnosis
730.98	Unspecified infection of bone of other specified site	ICD-9-CM	Diagnosis
730.99	Unspecified infection of bone in multiple sites	ICD-9-CM	Diagnosis
891	Open wound of knee, leg (except thigh), and ankle	ICD-9-CM	Diagnosis
891.0	Open wound of knee, leg (except thigh), and ankle, without mention of complication	ICD-9-CM	Diagnosis
891.1	Open wound of knee, leg (except thigh), and ankle, complicated	ICD-9-CM	Diagnosis
891.2	Open wound of knee, leg (except thigh), and ankle, with tendon involvement	ICD-9-CM	Diagnosis

**Appendix D. International Classification of Diseases, Ninth and Tenth Revisions, Clinical Modification (ICD-9-CM and ICD-10-CM)
Diagnosis Codes Used to Define Exclusion and Inclusion Criteria in this Request**

Code	Description	Code Type	Code Category
958.3	Posttraumatic wound infection not elsewhere classified	ICD-9-CM	Diagnosis
996.0	Mechanical complication of cardiac device, implant, and graft	ICD-9-CM	Diagnosis
996.00	Mechanical complication of unspecified cardiac device, implant, and graft	ICD-9-CM	Diagnosis
996.01	Mechanical complication due to cardiac pacemaker (electrode)	ICD-9-CM	Diagnosis
996.02	Mechanical complication due to heart valve prosthesis	ICD-9-CM	Diagnosis
996.03	Mechanical complication due to coronary bypass graft	ICD-9-CM	Diagnosis
996.04	Mechanical complication due to automatic implantable cardiac defibrillator	ICD-9-CM	Diagnosis
996.09	Mechanical complication of cardiac device, implant, and graft, other	ICD-9-CM	Diagnosis
996.1	Mechanical complication of other vascular device, implant, and graft	ICD-9-CM	Diagnosis
996.4	Mechanical complication of internal orthopedic device, implant, and graft	ICD-9-CM	Diagnosis
996.40	Unspecified mechanical complication of internal orthopedic device, implant, and graft	ICD-9-CM	Diagnosis
996.41	Mechanical loosening of prosthetic joint	ICD-9-CM	Diagnosis
996.42	Dislocation of prosthetic joint	ICD-9-CM	Diagnosis
996.43	Broken prosthetic joint implant	ICD-9-CM	Diagnosis
996.44	Peri-prosthetic fracture around prosthetic joint	ICD-9-CM	Diagnosis
996.45	Peri-prosthetic osteolysis	ICD-9-CM	Diagnosis
996.46	Articular bearing surface wear of prosthetic joint	ICD-9-CM	Diagnosis
996.47	Other mechanical complication of prosthetic joint implant	ICD-9-CM	Diagnosis
996.49	Other mechanical complication of other internal orthopedic device, implant, and graft	ICD-9-CM	Diagnosis
996.5	Mechanical complication of other specified prosthetic device, implant, and graft	ICD-9-CM	Diagnosis
996.51	Mechanical complication due to corneal graft	ICD-9-CM	Diagnosis
996.52	Mechanical complication due to other tissue graft, not elsewhere classified	ICD-9-CM	Diagnosis
996.53	Mechanical complication due to ocular lens prosthesis	ICD-9-CM	Diagnosis
996.54	Mechanical complication due to breast prosthesis	ICD-9-CM	Diagnosis
996.55	Mechanical complications due to artificial skin graft and decellularized allodermis	ICD-9-CM	Diagnosis
996.56	Mechanical complications due to peritoneal dialysis catheter	ICD-9-CM	Diagnosis
996.57	Mechanical complication due to insulin pump	ICD-9-CM	Diagnosis
996.59	Mechanical complication due to other implant and internal device, not elsewhere classified	ICD-9-CM	Diagnosis
996.6	Infection and inflammatory reaction due to internal prosthetic device, implant, and graft	ICD-9-CM	Diagnosis
996.60	Infection and inflammatory reaction due to unspecified device, implant, and graft	ICD-9-CM	Diagnosis
996.61	Infection and inflammatory reaction due to cardiac device, implant, and graft	ICD-9-CM	Diagnosis
996.62	Infection and inflammatory reaction due to other vascular device, implant, and graft	ICD-9-CM	Diagnosis
996.63	Infection and inflammatory reaction due to nervous system device, implant, and graft	ICD-9-CM	Diagnosis
996.64	Infection and inflammatory reaction due to indwelling urinary catheter	ICD-9-CM	Diagnosis
996.65	Infection and inflammatory reaction due to other genitourinary device, implant, and graft	ICD-9-CM	Diagnosis
996.66	Infection and inflammatory reaction due to internal joint prosthesis	ICD-9-CM	Diagnosis
996.67	Infection and inflammatory reaction due to other internal orthopedic device, implant, and graft	ICD-9-CM	Diagnosis
996.68	Infection and inflammatory reaction due to peritoneal dialysis catheter	ICD-9-CM	Diagnosis
996.69	Infection and inflammatory reaction due to other internal prosthetic device, implant, and graft	ICD-9-CM	Diagnosis
996.7	Other complications of internal prosthetic device, implant, and graft	ICD-9-CM	Diagnosis
996.70	Other complications due to unspecified device, implant, and graft	ICD-9-CM	Diagnosis
996.71	Other complications due to heart valve prosthesis	ICD-9-CM	Diagnosis

**Appendix D. International Classification of Diseases, Ninth and Tenth Revisions, Clinical Modification (ICD-9-CM and ICD-10-CM)
Diagnosis Codes Used to Define Exclusion and Inclusion Criteria in this Request**

Code	Description	Code Type	Code Category
996.72	Other complications due to other cardiac device, implant, and graft	ICD-9-CM	Diagnosis
996.73	Other complications due to renal dialysis device, implant, and graft	ICD-9-CM	Diagnosis
996.74	Other complications due to other vascular device, implant, and graft	ICD-9-CM	Diagnosis
996.75	Other complications due to nervous system device, implant, and graft	ICD-9-CM	Diagnosis
996.76	Other complications due to genitourinary device, implant, and graft	ICD-9-CM	Diagnosis
996.77	Other complications due to internal joint prosthesis	ICD-9-CM	Diagnosis
996.78	Other complications due to other internal orthopedic device, implant, and graft	ICD-9-CM	Diagnosis
996.79	Other complications due to other internal prosthetic device, implant, and graft	ICD-9-CM	Diagnosis
996.9	Complications of reattached extremity or body part	ICD-9-CM	Diagnosis
996.90	Complications of unspecified reattached extremity	ICD-9-CM	Diagnosis
996.91	Complications of reattached forearm	ICD-9-CM	Diagnosis
996.92	Complications of reattached hand	ICD-9-CM	Diagnosis
996.93	Complications of reattached finger(s)	ICD-9-CM	Diagnosis
996.94	Complications of reattached upper extremity, other and unspecified	ICD-9-CM	Diagnosis
996.95	Complications of reattached foot and toe(s)	ICD-9-CM	Diagnosis
996.96	Complications of reattached lower extremity, other and unspecified	ICD-9-CM	Diagnosis
996.99	Complications of other specified reattached body part	ICD-9-CM	Diagnosis
998.4	Foreign body accidentally left during procedure, not elsewhere classified	ICD-9-CM	Diagnosis
998.5	Postoperative infection, not elsewhere classified	ICD-9-CM	Diagnosis
998.51	Infected postoperative seroma	ICD-9-CM	Diagnosis
998.59	Other postoperative infection	ICD-9-CM	Diagnosis
998.7	Acute reaction to foreign substance accidentally left during procedure, not elsewhere classified	ICD-9-CM	Diagnosis
V43.3	Heart valve replaced by other means	ICD-9-CM	Procedure
V43.4	Blood vessel replaced by other means	ICD-9-CM	Procedure
V43.6	Joint replaced by other means	ICD-9-CM	Procedure
V43.60	Unspecified joint replacement by other means	ICD-9-CM	Procedure
V43.61	Shoulder joint replacement by other means	ICD-9-CM	Procedure
V43.62	Elbow joint replacement by other means	ICD-9-CM	Procedure
V43.63	Wrist joint replacement by other means	ICD-9-CM	Procedure
V43.64	Hip joint replacement by other means	ICD-9-CM	Procedure
V43.65	Knee joint replacement by other means	ICD-9-CM	Procedure
V43.66	Ankle joint replacement by other means	ICD-9-CM	Procedure
V43.69	Other joint replacement by other means	ICD-9-CM	Procedure
V43.7	Limb replaced by other means	ICD-9-CM	Procedure
V43.8	Other organ or tissue replaced by other means	ICD-9-CM	Procedure
V43.81	Larynx replaced by other means	ICD-9-CM	Procedure
V43.82	Breast replaced by other means	ICD-9-CM	Procedure
V43.83	Organ or tissue replaced by artificial skin	ICD-9-CM	Procedure
V43.89	Other organ or tissue replaced by other means	ICD-9-CM	Procedure
V54	Other orthopedic aftercare	ICD-9-CM	Procedure
V54.0	Aftercare involving internal fixation device	ICD-9-CM	Procedure
V54.01	Encounter for removal of internal fixation device	ICD-9-CM	Procedure
V54.02	Encounter for lengthening/adjustment of growth rod	ICD-9-CM	Procedure

**Appendix D. International Classification of Diseases, Ninth and Tenth Revisions, Clinical Modification (ICD-9-CM and ICD-10-CM)
Diagnosis Codes Used to Define Exclusion and Inclusion Criteria in this Request**

Code	Description	Code Type	Code Category
V54.09	Other aftercare involving internal fixation device	ICD-9-CM	Procedure
V54.1	Aftercare for healing traumatic fracture	ICD-9-CM	Procedure
V54.10	Aftercare for healing traumatic fracture of arm, unspecified	ICD-9-CM	Procedure
V54.11	Aftercare for healing traumatic fracture of upper arm	ICD-9-CM	Procedure
V54.12	Aftercare for healing traumatic fracture of lower arm	ICD-9-CM	Procedure
V54.13	Aftercare for healing traumatic fracture of hip	ICD-9-CM	Procedure
V54.14	Aftercare for healing traumatic fracture of leg, unspecified	ICD-9-CM	Procedure
V54.15	Aftercare for healing traumatic fracture of upper leg	ICD-9-CM	Procedure
V54.16	Aftercare for healing traumatic fracture of lower leg	ICD-9-CM	Procedure
V54.17	Aftercare for healing traumatic fracture of vertebrae	ICD-9-CM	Procedure
V54.19	Aftercare for healing traumatic fracture of other bone	ICD-9-CM	Procedure
V54.2	Aftercare for healing pathologic fracture	ICD-9-CM	Procedure
V54.20	Aftercare for healing pathologic fracture of arm, unspecified	ICD-9-CM	Procedure
V54.21	Aftercare for healing pathologic fracture of upper arm	ICD-9-CM	Procedure
V54.22	Aftercare for healing pathologic fracture of lower arm	ICD-9-CM	Procedure
V54.23	Aftercare for healing pathologic fracture of hip	ICD-9-CM	Procedure
V54.24	Aftercare for healing pathologic fracture of leg, unspecified	ICD-9-CM	Procedure
V54.25	Aftercare for healing pathologic fracture of upper leg	ICD-9-CM	Procedure
V54.26	Aftercare for healing pathologic fracture of lower leg	ICD-9-CM	Procedure
V54.27	Aftercare for healing pathologic fracture of vertebrae	ICD-9-CM	Procedure
V54.29	Aftercare for healing pathologic fracture of other bone	ICD-9-CM	Procedure
V54.8	Other orthopedic aftercare	ICD-9-CM	Procedure
V54.81	Aftercare following joint replacement	ICD-9-CM	Procedure
V54.82	Aftercare following explantation of joint prosthesis	ICD-9-CM	Procedure
V54.89	Other orthopedic aftercare	ICD-9-CM	Procedure
V54.9	Unspecified orthopedic aftercare	ICD-9-CM	Procedure
V58.7	Aftercare following surgery to specified body systems, not elsewhere classified	ICD-9-CM	Procedure
V58.71	Aftercare following surgery of the sense organs, NEC	ICD-9-CM	Procedure
V58.72	Aftercare following surgery of the nervous system, NEC	ICD-9-CM	Procedure
V58.73	Aftercare following surgery of the circulatory system, NEC	ICD-9-CM	Procedure
V58.74	Aftercare following surgery of the respiratory system, NEC	ICD-9-CM	Procedure
V58.75	Aftercare following surgery of the teeth, oral cavity, and digestive system, NEC	ICD-9-CM	Procedure
V58.76	Aftercare following surgery of the genitourinary system, NEC	ICD-9-CM	Procedure
V58.77	Aftercare following surgery of the skin and subcutaneous tissue, NEC	ICD-9-CM	Procedure
V58.78	Aftercare following surgery of the musculoskeletal system, NEC	ICD-9-CM	Procedure
V58.8	Other specified aftercare	ICD-9-CM	Procedure
V58.81	Fitting and adjustment of vascular catheter	ICD-9-CM	Procedure
V58.82	Encounter for fitting and adjustment of non-vascular catheter NEC	ICD-9-CM	Procedure
V58.83	Encounter for therapeutic drug monitoring	ICD-9-CM	Procedure
V58.89	Encounter for other specified aftercare	ICD-9-CM	Procedure
A31	Infection due to other mycobacteria	ICD-10-CM	Diagnosis
A31.0	Pulmonary mycobacterial infection	ICD-10-CM	Diagnosis
A31.2	Disseminated mycobacterium avium-intracellulare complex (DMAC)	ICD-10-CM	Diagnosis
A31.8	Other mycobacterial infections	ICD-10-CM	Diagnosis

**Appendix D. International Classification of Diseases, Ninth and Tenth Revisions, Clinical Modification (ICD-9-CM and ICD-10-CM)
Diagnosis Codes Used to Define Exclusion and Inclusion Criteria in this Request**

Code	Description	Code Type	Code Category
A49.0	Staphylococcal infection, unspecified site	ICD-10-CM	Diagnosis
A49.01	Methicillin susceptible Staphylococcus aureus infection, unspecified site	ICD-10-CM	Diagnosis
A49.02	Methicillin resistant Staphylococcus aureus infection, unspecified site	ICD-10-CM	Diagnosis
A69	Other spirochetal infections	ICD-10-CM	Diagnosis
A69.2	Lyme disease	ICD-10-CM	Diagnosis
A69.20	Lyme disease, unspecified	ICD-10-CM	Diagnosis
A69.21	Meningitis due to Lyme disease	ICD-10-CM	Diagnosis
A69.22	Other neurologic disorders in Lyme disease	ICD-10-CM	Diagnosis
A69.23	Arthritis due to Lyme disease	ICD-10-CM	Diagnosis
A69.29	Other conditions associated with Lyme disease	ICD-10-CM	Diagnosis
A69.8	Other specified spirochetal infections	ICD-10-CM	Diagnosis
A69.9	Spirochetal infection, unspecified	ICD-10-CM	Diagnosis
B95	Streptococcus, Staphylococcus, and Enterococcus as the cause of diseases classified	ICD-10-CM	Diagnosis
B95.6	Staphylococcus aureus as the cause of diseases classified elsewhere	ICD-10-CM	Diagnosis
B95.61	Methicillin susceptible Staphylococcus aureus infection as the cause of diseases classified elsewhere	ICD-10-CM	Diagnosis
B95.62	Methicillin resistant Staphylococcus aureus infection as the cause of diseases classified elsewhere	ICD-10-CM	Diagnosis
B95.7	Other staphylococcus as the cause of diseases classified elsewhere	ICD-10-CM	Diagnosis
B95.8	Unspecified staphylococcus as the cause of diseases classified elsewhere	ICD-10-CM	Diagnosis
J18	Pneumonia, unspecified organism	ICD-10-CM	Diagnosis
J18.0	Bronchopneumonia, unspecified organism	ICD-10-CM	Diagnosis
J18.1	Lobar pneumonia, unspecified organism	ICD-10-CM	Diagnosis
J18.2	Hypostatic pneumonia, unspecified organism	ICD-10-CM	Diagnosis
J18.8	Other pneumonia, unspecified organism	ICD-10-CM	Diagnosis
J18.9	Pneumonia, unspecified organism	ICD-10-CM	Diagnosis
J47	Bronchiectasis	ICD-10-CM	Diagnosis
J47.0	Bronchiectasis with acute lower respiratory infection	ICD-10-CM	Diagnosis
J47.1	Bronchiectasis with (acute) exacerbation	ICD-10-CM	Diagnosis
J47.9	Bronchiectasis, uncomplicated	ICD-10-CM	Diagnosis
L03	Cellulitis and acute lymphangitis	ICD-10-CM	Diagnosis
L03.0	Cellulitis and acute lymphangitis of finger and toe	ICD-10-CM	Diagnosis
L03.01	Cellulitis of finger	ICD-10-CM	Diagnosis
L03.011	Cellulitis of right finger	ICD-10-CM	Diagnosis
L03.012	Cellulitis of left finger	ICD-10-CM	Diagnosis
L03.019	Cellulitis of unspecified finger	ICD-10-CM	Diagnosis
L03.02	Acute lymphangitis of finger	ICD-10-CM	Diagnosis
L03.021	Acute lymphangitis of right finger	ICD-10-CM	Diagnosis
L03.022	Acute lymphangitis of left finger	ICD-10-CM	Diagnosis
L03.029	Acute lymphangitis of unspecified finger	ICD-10-CM	Diagnosis
L03.03	Cellulitis of toe	ICD-10-CM	Diagnosis
L03.031	Cellulitis of right toe	ICD-10-CM	Diagnosis
L03.032	Cellulitis of left toe	ICD-10-CM	Diagnosis
L03.039	Cellulitis of unspecified toe	ICD-10-CM	Diagnosis
L03.04	Acute lymphangitis of toe	ICD-10-CM	Diagnosis

**Appendix D. International Classification of Diseases, Ninth and Tenth Revisions, Clinical Modification (ICD-9-CM and ICD-10-CM)
Diagnosis Codes Used to Define Exclusion and Inclusion Criteria in this Request**

Code	Description	Code Type	Code Category
L03.041	Acute lymphangitis of right toe	ICD-10-CM	Diagnosis
L03.042	Acute lymphangitis of left toe	ICD-10-CM	Diagnosis
L03.049	Acute lymphangitis of unspecified toe	ICD-10-CM	Diagnosis
L03.1	Cellulitis and acute lymphangitis of other parts of limb	ICD-10-CM	Diagnosis
L03.11	Cellulitis of other parts of limb	ICD-10-CM	Diagnosis
L03.111	Cellulitis of right axilla	ICD-10-CM	Diagnosis
L03.112	Cellulitis of left axilla	ICD-10-CM	Diagnosis
L03.113	Cellulitis of right upper limb	ICD-10-CM	Diagnosis
L03.114	Cellulitis of left upper limb	ICD-10-CM	Diagnosis
L03.115	Cellulitis of right lower limb	ICD-10-CM	Diagnosis
L03.116	Cellulitis of left lower limb	ICD-10-CM	Diagnosis
L03.119	Cellulitis of unspecified part of limb	ICD-10-CM	Diagnosis
L03.12	Acute lymphangitis of other parts of limb	ICD-10-CM	Diagnosis
L03.121	Acute lymphangitis of right axilla	ICD-10-CM	Diagnosis
L03.122	Acute lymphangitis of left axilla	ICD-10-CM	Diagnosis
L03.123	Acute lymphangitis of right upper limb	ICD-10-CM	Diagnosis
L03.124	Acute lymphangitis of left upper limb	ICD-10-CM	Diagnosis
L03.125	Acute lymphangitis of right lower limb	ICD-10-CM	Diagnosis
L03.126	Acute lymphangitis of left lower limb	ICD-10-CM	Diagnosis
L03.129	Acute lymphangitis of unspecified part of limb	ICD-10-CM	Diagnosis
L03.2	Cellulitis and acute lymphangitis of face and neck	ICD-10-CM	Diagnosis
L03.21	Cellulitis and acute lymphangitis of face	ICD-10-CM	Diagnosis
L03.211	Cellulitis of face	ICD-10-CM	Diagnosis
L03.212	Acute lymphangitis of face	ICD-10-CM	Diagnosis
L03.213	Periorbital cellulitis	ICD-10-CM	Diagnosis
L03.22	Cellulitis and acute lymphangitis of neck	ICD-10-CM	Diagnosis
L03.221	Cellulitis of neck	ICD-10-CM	Diagnosis
L03.222	Acute lymphangitis of neck	ICD-10-CM	Diagnosis
L03.3	Cellulitis and acute lymphangitis of trunk	ICD-10-CM	Diagnosis
L03.31	Cellulitis of trunk	ICD-10-CM	Diagnosis
L03.311	Cellulitis of abdominal wall	ICD-10-CM	Diagnosis
L03.312	Cellulitis of back [any part except buttock]	ICD-10-CM	Diagnosis
L03.313	Cellulitis of chest wall	ICD-10-CM	Diagnosis
L03.314	Cellulitis of groin	ICD-10-CM	Diagnosis
L03.315	Cellulitis of perineum	ICD-10-CM	Diagnosis
L03.316	Cellulitis of umbilicus	ICD-10-CM	Diagnosis
L03.317	Cellulitis of buttock	ICD-10-CM	Diagnosis
L03.319	Cellulitis of trunk, unspecified	ICD-10-CM	Diagnosis
L03.32	Acute lymphangitis of trunk	ICD-10-CM	Diagnosis
L03.321	Acute lymphangitis of abdominal wall	ICD-10-CM	Diagnosis
L03.322	Acute lymphangitis of back [any part except buttock]	ICD-10-CM	Diagnosis
L03.323	Acute lymphangitis of chest wall	ICD-10-CM	Diagnosis
L03.324	Acute lymphangitis of groin	ICD-10-CM	Diagnosis
L03.325	Acute lymphangitis of perineum	ICD-10-CM	Diagnosis
L03.326	Acute lymphangitis of umbilicus	ICD-10-CM	Diagnosis

**Appendix D. International Classification of Diseases, Ninth and Tenth Revisions, Clinical Modification (ICD-9-CM and ICD-10-CM)
Diagnosis Codes Used to Define Exclusion and Inclusion Criteria in this Request**

Code	Description	Code Type	Code Category
L03.327	Acute lymphangitis of buttock	ICD-10-CM	Diagnosis
L03.329	Acute lymphangitis of trunk, unspecified	ICD-10-CM	Diagnosis
L03.8	Cellulitis and acute lymphangitis of other sites	ICD-10-CM	Diagnosis
L03.81	Cellulitis of other sites	ICD-10-CM	Diagnosis
L03.811	Cellulitis of head [any part, except face]	ICD-10-CM	Diagnosis
L03.818	Cellulitis of other sites	ICD-10-CM	Diagnosis
L03.89	Acute lymphangitis of other sites	ICD-10-CM	Diagnosis
L03.891	Acute lymphangitis of head [any part, except face]	ICD-10-CM	Diagnosis
L03.898	Acute lymphangitis of other sites	ICD-10-CM	Diagnosis
L03.9	Cellulitis and acute lymphangitis, unspecified	ICD-10-CM	Diagnosis
L03.90	Cellulitis, unspecified	ICD-10-CM	Diagnosis
L03.91	Acute lymphangitis, unspecified	ICD-10-CM	Diagnosis
L08	Other local infections of skin and subcutaneous tissue	ICD-10-CM	Diagnosis
L08.0	Pyoderma	ICD-10-CM	Diagnosis
L08.1	Erythrasma	ICD-10-CM	Diagnosis
L08.8	Other specified local infections of the skin and subcutaneous tissue	ICD-10-CM	Diagnosis
L08.81	Pyoderma vegetans	ICD-10-CM	Diagnosis
L08.82	Omphalitis not of newborn	ICD-10-CM	Diagnosis
L08.89	Other specified local infections of the skin and subcutaneous tissue	ICD-10-CM	Diagnosis
L08.9	Local infection of the skin and subcutaneous tissue, unspecified	ICD-10-CM	Diagnosis
L73	Other follicular disorders	ICD-10-CM	Diagnosis
L73.0	Acne keloid	ICD-10-CM	Diagnosis
L73.1	Pseudofolliculitis barbae	ICD-10-CM	Diagnosis
L73.2	Hidradenitis suppurativa	ICD-10-CM	Diagnosis
L73.8	Other specified follicular disorders	ICD-10-CM	Diagnosis
L73.9	Follicular disorder, unspecified	ICD-10-CM	Diagnosis
M00	Pyogenic arthritis	ICD-10-CM	Diagnosis
M00.0	Staphylococcal arthritis and polyarthritis	ICD-10-CM	Diagnosis
M00.00	Staphylococcal arthritis, unspecified joint	ICD-10-CM	Diagnosis
M00.01	Staphylococcal arthritis, shoulder	ICD-10-CM	Diagnosis
M00.011	Staphylococcal arthritis, right shoulder	ICD-10-CM	Diagnosis
M00.012	Staphylococcal arthritis, left shoulder	ICD-10-CM	Diagnosis
M00.019	Staphylococcal arthritis, unspecified shoulder	ICD-10-CM	Diagnosis
M00.02	Staphylococcal arthritis, elbow	ICD-10-CM	Diagnosis
M00.021	Staphylococcal arthritis, right elbow	ICD-10-CM	Diagnosis
M00.022	Staphylococcal arthritis, left elbow	ICD-10-CM	Diagnosis
M00.029	Staphylococcal arthritis, unspecified elbow	ICD-10-CM	Diagnosis
M00.03	Staphylococcal arthritis, wrist	ICD-10-CM	Diagnosis
M00.031	Staphylococcal arthritis, right wrist	ICD-10-CM	Diagnosis
M00.032	Staphylococcal arthritis, left wrist	ICD-10-CM	Diagnosis
M00.039	Staphylococcal arthritis, unspecified wrist	ICD-10-CM	Diagnosis
M00.04	Staphylococcal arthritis, hand	ICD-10-CM	Diagnosis
M00.041	Staphylococcal arthritis, right hand	ICD-10-CM	Diagnosis
M00.042	Staphylococcal arthritis, left hand	ICD-10-CM	Diagnosis
M00.049	Staphylococcal arthritis, unspecified hand	ICD-10-CM	Diagnosis

**Appendix D. International Classification of Diseases, Ninth and Tenth Revisions, Clinical Modification (ICD-9-CM and ICD-10-CM)
Diagnosis Codes Used to Define Exclusion and Inclusion Criteria in this Request**

Code	Description	Code Type	Code Category
M00.05	Staphylococcal arthritis, hip	ICD-10-CM	Diagnosis
M00.051	Staphylococcal arthritis, right hip	ICD-10-CM	Diagnosis
M00.052	Staphylococcal arthritis, left hip	ICD-10-CM	Diagnosis
M00.059	Staphylococcal arthritis, unspecified hip	ICD-10-CM	Diagnosis
M00.06	Staphylococcal arthritis, knee	ICD-10-CM	Diagnosis
M00.061	Staphylococcal arthritis, right knee	ICD-10-CM	Diagnosis
M00.062	Staphylococcal arthritis, left knee	ICD-10-CM	Diagnosis
M00.069	Staphylococcal arthritis, unspecified knee	ICD-10-CM	Diagnosis
M00.07	Staphylococcal arthritis, ankle and foot	ICD-10-CM	Diagnosis
M00.071	Staphylococcal arthritis, right ankle and foot	ICD-10-CM	Diagnosis
M00.072	Staphylococcal arthritis, left ankle and foot	ICD-10-CM	Diagnosis
M00.079	Staphylococcal arthritis, unspecified ankle and foot	ICD-10-CM	Diagnosis
M00.08	Staphylococcal arthritis, vertebrae	ICD-10-CM	Diagnosis
M00.09	Staphylococcal polyarthritis	ICD-10-CM	Diagnosis
M00.8	Arthritis and polyarthritis due to other bacteria	ICD-10-CM	Diagnosis
M00.80	Arthritis due to other bacteria, unspecified joint	ICD-10-CM	Diagnosis
M00.81	Arthritis due to other bacteria, shoulder	ICD-10-CM	Diagnosis
M00.811	Arthritis due to other bacteria, right shoulder	ICD-10-CM	Diagnosis
M00.812	Arthritis due to other bacteria, left shoulder	ICD-10-CM	Diagnosis
M00.819	Arthritis due to other bacteria, unspecified shoulder	ICD-10-CM	Diagnosis
M00.82	Arthritis due to other bacteria, elbow	ICD-10-CM	Diagnosis
M00.821	Arthritis due to other bacteria, right elbow	ICD-10-CM	Diagnosis
M00.822	Arthritis due to other bacteria, left elbow	ICD-10-CM	Diagnosis
M00.829	Arthritis due to other bacteria, unspecified elbow	ICD-10-CM	Diagnosis
M00.83	Arthritis due to other bacteria, wrist	ICD-10-CM	Diagnosis
M00.831	Arthritis due to other bacteria, right wrist	ICD-10-CM	Diagnosis
M00.832	Arthritis due to other bacteria, left wrist	ICD-10-CM	Diagnosis
M00.839	Arthritis due to other bacteria, unspecified wrist	ICD-10-CM	Diagnosis
M00.84	Arthritis due to other bacteria, hand	ICD-10-CM	Diagnosis
M00.841	Arthritis due to other bacteria, right hand	ICD-10-CM	Diagnosis
M00.842	Arthritis due to other bacteria, left hand	ICD-10-CM	Diagnosis
M00.849	Arthritis due to other bacteria, unspecified hand	ICD-10-CM	Diagnosis
M00.85	Arthritis due to other bacteria, hip	ICD-10-CM	Diagnosis
M00.851	Arthritis due to other bacteria, right hip	ICD-10-CM	Diagnosis
M00.852	Arthritis due to other bacteria, left hip	ICD-10-CM	Diagnosis
M00.859	Arthritis due to other bacteria, unspecified hip	ICD-10-CM	Diagnosis
M00.86	Arthritis due to other bacteria, knee	ICD-10-CM	Diagnosis
M00.861	Arthritis due to other bacteria, right knee	ICD-10-CM	Diagnosis
M00.862	Arthritis due to other bacteria, left knee	ICD-10-CM	Diagnosis
M00.869	Arthritis due to other bacteria, unspecified knee	ICD-10-CM	Diagnosis
M00.87	Arthritis due to other bacteria, ankle and foot	ICD-10-CM	Diagnosis
M00.871	Arthritis due to other bacteria, right ankle and foot	ICD-10-CM	Diagnosis
M00.872	Arthritis due to other bacteria, left ankle and foot	ICD-10-CM	Diagnosis
M00.879	Arthritis due to other bacteria, unspecified ankle and foot	ICD-10-CM	Diagnosis
M00.88	Arthritis due to other bacteria, vertebrae	ICD-10-CM	Diagnosis

**Appendix D. International Classification of Diseases, Ninth and Tenth Revisions, Clinical Modification (ICD-9-CM and ICD-10-CM)
Diagnosis Codes Used to Define Exclusion and Inclusion Criteria in this Request**

Code	Description	Code Type	Code Category
M00.89	Polyarthritis due to other bacteria	ICD-10-CM	Diagnosis
M00.9	Pyogenic arthritis, unspecified	ICD-10-CM	Diagnosis
M86	Osteomyelitis	ICD-10-CM	Diagnosis
M86.0	Acute hematogenous osteomyelitis	ICD-10-CM	Diagnosis
M86.00	Acute hematogenous osteomyelitis, unspecified site	ICD-10-CM	Diagnosis
M86.01	Acute hematogenous osteomyelitis, shoulder	ICD-10-CM	Diagnosis
M86.011	Acute hematogenous osteomyelitis, right shoulder	ICD-10-CM	Diagnosis
M86.012	Acute hematogenous osteomyelitis, left shoulder	ICD-10-CM	Diagnosis
M86.019	Acute hematogenous osteomyelitis, unspecified shoulder	ICD-10-CM	Diagnosis
M86.02	Acute hematogenous osteomyelitis, humerus	ICD-10-CM	Diagnosis
M86.021	Acute hematogenous osteomyelitis, right humerus	ICD-10-CM	Diagnosis
M86.022	Acute hematogenous osteomyelitis, left humerus	ICD-10-CM	Diagnosis
M86.029	Acute hematogenous osteomyelitis, unspecified humerus	ICD-10-CM	Diagnosis
M86.03	Acute hematogenous osteomyelitis, radius and ulna	ICD-10-CM	Diagnosis
M86.031	Acute hematogenous osteomyelitis, right radius and ulna	ICD-10-CM	Diagnosis
M86.032	Acute hematogenous osteomyelitis, left radius and ulna	ICD-10-CM	Diagnosis
M86.039	Acute hematogenous osteomyelitis, unspecified radius and ulna	ICD-10-CM	Diagnosis
M86.04	Acute hematogenous osteomyelitis, hand	ICD-10-CM	Diagnosis
M86.041	Acute hematogenous osteomyelitis, right hand	ICD-10-CM	Diagnosis
M86.042	Acute hematogenous osteomyelitis, left hand	ICD-10-CM	Diagnosis
M86.049	Acute hematogenous osteomyelitis, unspecified hand	ICD-10-CM	Diagnosis
M86.05	Acute hematogenous osteomyelitis, femur	ICD-10-CM	Diagnosis
M86.051	Acute hematogenous osteomyelitis, right femur	ICD-10-CM	Diagnosis
M86.052	Acute hematogenous osteomyelitis, left femur	ICD-10-CM	Diagnosis
M86.059	Acute hematogenous osteomyelitis, unspecified femur	ICD-10-CM	Diagnosis
M86.06	Acute hematogenous osteomyelitis, tibia and fibula	ICD-10-CM	Diagnosis
M86.061	Acute hematogenous osteomyelitis, right tibia and fibula	ICD-10-CM	Diagnosis
M86.062	Acute hematogenous osteomyelitis, left tibia and fibula	ICD-10-CM	Diagnosis
M86.069	Acute hematogenous osteomyelitis, unspecified tibia and fibula	ICD-10-CM	Diagnosis
M86.07	Acute hematogenous osteomyelitis, ankle and foot	ICD-10-CM	Diagnosis
M86.071	Acute hematogenous osteomyelitis, right ankle and foot	ICD-10-CM	Diagnosis
M86.072	Acute hematogenous osteomyelitis, left ankle and foot	ICD-10-CM	Diagnosis
M86.079	Acute hematogenous osteomyelitis, unspecified ankle and foot	ICD-10-CM	Diagnosis
M86.08	Acute hematogenous osteomyelitis, other sites	ICD-10-CM	Diagnosis
M86.09	Acute hematogenous osteomyelitis, multiple sites	ICD-10-CM	Diagnosis
M86.1	Other acute osteomyelitis	ICD-10-CM	Diagnosis
M86.10	Other acute osteomyelitis, unspecified site	ICD-10-CM	Diagnosis
M86.11	Other acute osteomyelitis, shoulder	ICD-10-CM	Diagnosis
M86.111	Other acute osteomyelitis, right shoulder	ICD-10-CM	Diagnosis
M86.112	Other acute osteomyelitis, left shoulder	ICD-10-CM	Diagnosis
M86.119	Other acute osteomyelitis, unspecified shoulder	ICD-10-CM	Diagnosis
M86.12	Other acute osteomyelitis, humerus	ICD-10-CM	Diagnosis
M86.121	Other acute osteomyelitis, right humerus	ICD-10-CM	Diagnosis
M86.122	Other acute osteomyelitis, left humerus	ICD-10-CM	Diagnosis
M86.129	Other acute osteomyelitis, unspecified humerus	ICD-10-CM	Diagnosis

**Appendix D. International Classification of Diseases, Ninth and Tenth Revisions, Clinical Modification (ICD-9-CM and ICD-10-CM)
Diagnosis Codes Used to Define Exclusion and Inclusion Criteria in this Request**

Code	Description	Code Type	Code Category
M86.13	Other acute osteomyelitis, radius and ulna	ICD-10-CM	Diagnosis
M86.131	Other acute osteomyelitis, right radius and ulna	ICD-10-CM	Diagnosis
M86.132	Other acute osteomyelitis, left radius and ulna	ICD-10-CM	Diagnosis
M86.139	Other acute osteomyelitis, unspecified radius and ulna	ICD-10-CM	Diagnosis
M86.14	Other acute osteomyelitis, hand	ICD-10-CM	Diagnosis
M86.141	Other acute osteomyelitis, right hand	ICD-10-CM	Diagnosis
M86.142	Other acute osteomyelitis, left hand	ICD-10-CM	Diagnosis
M86.149	Other acute osteomyelitis, unspecified hand	ICD-10-CM	Diagnosis
M86.15	Other acute osteomyelitis, femur	ICD-10-CM	Diagnosis
M86.151	Other acute osteomyelitis, right femur	ICD-10-CM	Diagnosis
M86.152	Other acute osteomyelitis, left femur	ICD-10-CM	Diagnosis
M86.159	Other acute osteomyelitis, unspecified femur	ICD-10-CM	Diagnosis
M86.16	Other acute osteomyelitis, tibia and fibula	ICD-10-CM	Diagnosis
M86.161	Other acute osteomyelitis, right tibia and fibula	ICD-10-CM	Diagnosis
M86.162	Other acute osteomyelitis, left tibia and fibula	ICD-10-CM	Diagnosis
M86.169	Other acute osteomyelitis, unspecified tibia and fibula	ICD-10-CM	Diagnosis
M86.17	Other acute osteomyelitis, ankle and foot	ICD-10-CM	Diagnosis
M86.171	Other acute osteomyelitis, right ankle and foot	ICD-10-CM	Diagnosis
M86.172	Other acute osteomyelitis, left ankle and foot	ICD-10-CM	Diagnosis
M86.179	Other acute osteomyelitis, unspecified ankle and foot	ICD-10-CM	Diagnosis
M86.18	Other acute osteomyelitis, other site	ICD-10-CM	Diagnosis
M86.19	Other acute osteomyelitis, multiple sites	ICD-10-CM	Diagnosis
M86.2	Subacute osteomyelitis	ICD-10-CM	Diagnosis
M86.20	Subacute osteomyelitis, unspecified site	ICD-10-CM	Diagnosis
M86.21	Subacute osteomyelitis, shoulder	ICD-10-CM	Diagnosis
M86.211	Subacute osteomyelitis, right shoulder	ICD-10-CM	Diagnosis
M86.212	Subacute osteomyelitis, left shoulder	ICD-10-CM	Diagnosis
M86.219	Subacute osteomyelitis, unspecified shoulder	ICD-10-CM	Diagnosis
M86.22	Subacute osteomyelitis, humerus	ICD-10-CM	Diagnosis
M86.221	Subacute osteomyelitis, right humerus	ICD-10-CM	Diagnosis
M86.222	Subacute osteomyelitis, left humerus	ICD-10-CM	Diagnosis
M86.229	Subacute osteomyelitis, unspecified humerus	ICD-10-CM	Diagnosis
M86.23	Subacute osteomyelitis, radius and ulna	ICD-10-CM	Diagnosis
M86.231	Subacute osteomyelitis, right radius and ulna	ICD-10-CM	Diagnosis
M86.232	Subacute osteomyelitis, left radius and ulna	ICD-10-CM	Diagnosis
M86.239	Subacute osteomyelitis, unspecified radius and ulna	ICD-10-CM	Diagnosis
M86.24	Subacute osteomyelitis, hand	ICD-10-CM	Diagnosis
M86.241	Subacute osteomyelitis, right hand	ICD-10-CM	Diagnosis
M86.242	Subacute osteomyelitis, left hand	ICD-10-CM	Diagnosis
M86.249	Subacute osteomyelitis, unspecified hand	ICD-10-CM	Diagnosis
M86.25	Subacute osteomyelitis, femur	ICD-10-CM	Diagnosis
M86.251	Subacute osteomyelitis, right femur	ICD-10-CM	Diagnosis
M86.252	Subacute osteomyelitis, left femur	ICD-10-CM	Diagnosis
M86.259	Subacute osteomyelitis, unspecified femur	ICD-10-CM	Diagnosis
M86.26	Subacute osteomyelitis, tibia and fibula	ICD-10-CM	Diagnosis

**Appendix D. International Classification of Diseases, Ninth and Tenth Revisions, Clinical Modification (ICD-9-CM and ICD-10-CM)
Diagnosis Codes Used to Define Exclusion and Inclusion Criteria in this Request**

Code	Description	Code Type	Code Category
M86.261	Subacute osteomyelitis, right tibia and fibula	ICD-10-CM	Diagnosis
M86.262	Subacute osteomyelitis, left tibia and fibula	ICD-10-CM	Diagnosis
M86.269	Subacute osteomyelitis, unspecified tibia and fibula	ICD-10-CM	Diagnosis
M86.27	Subacute osteomyelitis, ankle and foot	ICD-10-CM	Diagnosis
M86.271	Subacute osteomyelitis, right ankle and foot	ICD-10-CM	Diagnosis
M86.272	Subacute osteomyelitis, left ankle and foot	ICD-10-CM	Diagnosis
M86.279	Subacute osteomyelitis, unspecified ankle and foot	ICD-10-CM	Diagnosis
M86.28	Subacute osteomyelitis, other site	ICD-10-CM	Diagnosis
M86.29	Subacute osteomyelitis, multiple sites	ICD-10-CM	Diagnosis
M86.3	Chronic multifocal osteomyelitis	ICD-10-CM	Diagnosis
M86.30	Chronic multifocal osteomyelitis, unspecified site	ICD-10-CM	Diagnosis
M86.31	Chronic multifocal osteomyelitis, shoulder	ICD-10-CM	Diagnosis
M86.311	Chronic multifocal osteomyelitis, right shoulder	ICD-10-CM	Diagnosis
M86.312	Chronic multifocal osteomyelitis, left shoulder	ICD-10-CM	Diagnosis
M86.319	Chronic multifocal osteomyelitis, unspecified shoulder	ICD-10-CM	Diagnosis
M86.32	Chronic multifocal osteomyelitis, humerus	ICD-10-CM	Diagnosis
M86.321	Chronic multifocal osteomyelitis, right humerus	ICD-10-CM	Diagnosis
M86.322	Chronic multifocal osteomyelitis, left humerus	ICD-10-CM	Diagnosis
M86.329	Chronic multifocal osteomyelitis, unspecified humerus	ICD-10-CM	Diagnosis
M86.33	Chronic multifocal osteomyelitis, radius and ulna	ICD-10-CM	Diagnosis
M86.331	Chronic multifocal osteomyelitis, right radius and ulna	ICD-10-CM	Diagnosis
M86.332	Chronic multifocal osteomyelitis, left radius and ulna	ICD-10-CM	Diagnosis
M86.339	Chronic multifocal osteomyelitis, unspecified radius and ulna	ICD-10-CM	Diagnosis
M86.34	Chronic multifocal osteomyelitis, hand	ICD-10-CM	Diagnosis
M86.341	Chronic multifocal osteomyelitis, right hand	ICD-10-CM	Diagnosis
M86.342	Chronic multifocal osteomyelitis, left hand	ICD-10-CM	Diagnosis
M86.349	Chronic multifocal osteomyelitis, unspecified hand	ICD-10-CM	Diagnosis
M86.35	Chronic multifocal osteomyelitis, femur	ICD-10-CM	Diagnosis
M86.351	Chronic multifocal osteomyelitis, right femur	ICD-10-CM	Diagnosis
M86.352	Chronic multifocal osteomyelitis, left femur	ICD-10-CM	Diagnosis
M86.359	Chronic multifocal osteomyelitis, unspecified femur	ICD-10-CM	Diagnosis
M86.36	Chronic multifocal osteomyelitis, tibia and fibula	ICD-10-CM	Diagnosis
M86.361	Chronic multifocal osteomyelitis, right tibia and fibula	ICD-10-CM	Diagnosis
M86.362	Chronic multifocal osteomyelitis, left tibia and fibula	ICD-10-CM	Diagnosis
M86.369	Chronic multifocal osteomyelitis, unspecified tibia and fibula	ICD-10-CM	Diagnosis
M86.37	Chronic multifocal osteomyelitis, ankle and foot	ICD-10-CM	Diagnosis
M86.371	Chronic multifocal osteomyelitis, right ankle and foot	ICD-10-CM	Diagnosis
M86.372	Chronic multifocal osteomyelitis, left ankle and foot	ICD-10-CM	Diagnosis
M86.379	Chronic multifocal osteomyelitis, unspecified ankle and foot	ICD-10-CM	Diagnosis
M86.38	Chronic multifocal osteomyelitis, other site	ICD-10-CM	Diagnosis
M86.39	Chronic multifocal osteomyelitis, multiple sites	ICD-10-CM	Diagnosis
M86.4	Chronic osteomyelitis with draining sinus	ICD-10-CM	Diagnosis
M86.40	Chronic osteomyelitis with draining sinus, unspecified site	ICD-10-CM	Diagnosis
M86.41	Chronic osteomyelitis with draining sinus, shoulder	ICD-10-CM	Diagnosis
M86.411	Chronic osteomyelitis with draining sinus, right shoulder	ICD-10-CM	Diagnosis

**Appendix D. International Classification of Diseases, Ninth and Tenth Revisions, Clinical Modification (ICD-9-CM and ICD-10-CM)
Diagnosis Codes Used to Define Exclusion and Inclusion Criteria in this Request**

Code	Description	Code Type	Code Category
M86.412	Chronic osteomyelitis with draining sinus, left shoulder	ICD-10-CM	Diagnosis
M86.419	Chronic osteomyelitis with draining sinus, unspecified shoulder	ICD-10-CM	Diagnosis
M86.42	Chronic osteomyelitis with draining sinus, humerus	ICD-10-CM	Diagnosis
M86.421	Chronic osteomyelitis with draining sinus, right humerus	ICD-10-CM	Diagnosis
M86.422	Chronic osteomyelitis with draining sinus, left humerus	ICD-10-CM	Diagnosis
M86.429	Chronic osteomyelitis with draining sinus, unspecified humerus	ICD-10-CM	Diagnosis
M86.43	Chronic osteomyelitis with draining sinus, radius and ulna	ICD-10-CM	Diagnosis
M86.431	Chronic osteomyelitis with draining sinus, right radius and ulna	ICD-10-CM	Diagnosis
M86.432	Chronic osteomyelitis with draining sinus, left radius and ulna	ICD-10-CM	Diagnosis
M86.439	Chronic osteomyelitis with draining sinus, unspecified radius and ulna	ICD-10-CM	Diagnosis
M86.44	Chronic osteomyelitis with draining sinus, hand	ICD-10-CM	Diagnosis
M86.441	Chronic osteomyelitis with draining sinus, right hand	ICD-10-CM	Diagnosis
M86.442	Chronic osteomyelitis with draining sinus, left hand	ICD-10-CM	Diagnosis
M86.449	Chronic osteomyelitis with draining sinus, unspecified hand	ICD-10-CM	Diagnosis
M86.45	Chronic osteomyelitis with draining sinus, femur	ICD-10-CM	Diagnosis
M86.451	Chronic osteomyelitis with draining sinus, right femur	ICD-10-CM	Diagnosis
M86.452	Chronic osteomyelitis with draining sinus, left femur	ICD-10-CM	Diagnosis
M86.459	Chronic osteomyelitis with draining sinus, unspecified femur	ICD-10-CM	Diagnosis
M86.46	Chronic osteomyelitis with draining sinus, tibia and fibula	ICD-10-CM	Diagnosis
M86.461	Chronic osteomyelitis with draining sinus, right tibia and fibula	ICD-10-CM	Diagnosis
M86.462	Chronic osteomyelitis with draining sinus, left tibia and fibula	ICD-10-CM	Diagnosis
M86.469	Chronic osteomyelitis with draining sinus, unspecified tibia and fibula	ICD-10-CM	Diagnosis
M86.47	Chronic osteomyelitis with draining sinus, ankle and foot	ICD-10-CM	Diagnosis
M86.471	Chronic osteomyelitis with draining sinus, right ankle and foot	ICD-10-CM	Diagnosis
M86.472	Chronic osteomyelitis with draining sinus, left ankle and foot	ICD-10-CM	Diagnosis
M86.479	Chronic osteomyelitis with draining sinus, unspecified ankle and foot	ICD-10-CM	Diagnosis
M86.48	Chronic osteomyelitis with draining sinus, other site	ICD-10-CM	Diagnosis
M86.49	Chronic osteomyelitis with draining sinus, multiple sites	ICD-10-CM	Diagnosis
M86.5	Other chronic hematogenous osteomyelitis	ICD-10-CM	Diagnosis
M86.50	Other chronic hematogenous osteomyelitis, unspecified site	ICD-10-CM	Diagnosis
M86.51	Other chronic hematogenous osteomyelitis, shoulder	ICD-10-CM	Diagnosis
M86.511	Other chronic hematogenous osteomyelitis, right shoulder	ICD-10-CM	Diagnosis
M86.512	Other chronic hematogenous osteomyelitis, left shoulder	ICD-10-CM	Diagnosis
M86.519	Other chronic hematogenous osteomyelitis, unspecified shoulder	ICD-10-CM	Diagnosis
M86.52	Other chronic hematogenous osteomyelitis, humerus	ICD-10-CM	Diagnosis
M86.521	Other chronic hematogenous osteomyelitis, right humerus	ICD-10-CM	Diagnosis
M86.522	Other chronic hematogenous osteomyelitis, left humerus	ICD-10-CM	Diagnosis
M86.529	Other chronic hematogenous osteomyelitis, unspecified humerus	ICD-10-CM	Diagnosis
M86.53	Other chronic hematogenous osteomyelitis, radius and ulna	ICD-10-CM	Diagnosis
M86.531	Other chronic hematogenous osteomyelitis, right radius and ulna	ICD-10-CM	Diagnosis
M86.532	Other chronic hematogenous osteomyelitis, left radius and ulna	ICD-10-CM	Diagnosis
M86.539	Other chronic hematogenous osteomyelitis, unspecified radius and ulna	ICD-10-CM	Diagnosis
M86.54	Other chronic hematogenous osteomyelitis, hand	ICD-10-CM	Diagnosis
M86.541	Other chronic hematogenous osteomyelitis, right hand	ICD-10-CM	Diagnosis
M86.542	Other chronic hematogenous osteomyelitis, left hand	ICD-10-CM	Diagnosis

**Appendix D. International Classification of Diseases, Ninth and Tenth Revisions, Clinical Modification (ICD-9-CM and ICD-10-CM)
Diagnosis Codes Used to Define Exclusion and Inclusion Criteria in this Request**

Code	Description	Code Type	Code Category
M86.549	Other chronic hematogenous osteomyelitis, unspecified hand	ICD-10-CM	Diagnosis
M86.55	Other chronic hematogenous osteomyelitis, femur	ICD-10-CM	Diagnosis
M86.551	Other chronic hematogenous osteomyelitis, right femur	ICD-10-CM	Diagnosis
M86.552	Other chronic hematogenous osteomyelitis, left femur	ICD-10-CM	Diagnosis
M86.559	Other chronic hematogenous osteomyelitis, unspecified femur	ICD-10-CM	Diagnosis
M86.56	Other chronic hematogenous osteomyelitis, tibia and fibula	ICD-10-CM	Diagnosis
M86.561	Other chronic hematogenous osteomyelitis, right tibia and fibula	ICD-10-CM	Diagnosis
M86.562	Other chronic hematogenous osteomyelitis, left tibia and fibula	ICD-10-CM	Diagnosis
M86.569	Other chronic hematogenous osteomyelitis, unspecified tibia and fibula	ICD-10-CM	Diagnosis
M86.57	Other chronic hematogenous osteomyelitis, ankle and foot	ICD-10-CM	Diagnosis
M86.571	Other chronic hematogenous osteomyelitis, right ankle and foot	ICD-10-CM	Diagnosis
M86.572	Other chronic hematogenous osteomyelitis, left ankle and foot	ICD-10-CM	Diagnosis
M86.579	Other chronic hematogenous osteomyelitis, unspecified ankle and foot	ICD-10-CM	Diagnosis
M86.58	Other chronic hematogenous osteomyelitis, other site	ICD-10-CM	Diagnosis
M86.59	Other chronic hematogenous osteomyelitis, multiple sites	ICD-10-CM	Diagnosis
M86.6	Other chronic osteomyelitis	ICD-10-CM	Diagnosis
M86.60	Other chronic osteomyelitis, unspecified site	ICD-10-CM	Diagnosis
M86.61	Other chronic osteomyelitis, shoulder	ICD-10-CM	Diagnosis
M86.611	Other chronic osteomyelitis, right shoulder	ICD-10-CM	Diagnosis
M86.612	Other chronic osteomyelitis, left shoulder	ICD-10-CM	Diagnosis
M86.619	Other chronic osteomyelitis, unspecified shoulder	ICD-10-CM	Diagnosis
M86.62	Other chronic osteomyelitis, humerus	ICD-10-CM	Diagnosis
M86.621	Other chronic osteomyelitis, right humerus	ICD-10-CM	Diagnosis
M86.622	Other chronic osteomyelitis, left humerus	ICD-10-CM	Diagnosis
M86.629	Other chronic osteomyelitis, unspecified humerus	ICD-10-CM	Diagnosis
M86.63	Other chronic osteomyelitis, radius and ulna	ICD-10-CM	Diagnosis
M86.631	Other chronic osteomyelitis, right radius and ulna	ICD-10-CM	Diagnosis
M86.632	Other chronic osteomyelitis, left radius and ulna	ICD-10-CM	Diagnosis
M86.639	Other chronic osteomyelitis, unspecified radius and ulna	ICD-10-CM	Diagnosis
M86.64	Other chronic osteomyelitis, hand	ICD-10-CM	Diagnosis
M86.641	Other chronic osteomyelitis, right hand	ICD-10-CM	Diagnosis
M86.642	Other chronic osteomyelitis, left hand	ICD-10-CM	Diagnosis
M86.649	Other chronic osteomyelitis, unspecified hand	ICD-10-CM	Diagnosis
M86.65	Other chronic osteomyelitis, thigh	ICD-10-CM	Diagnosis
M86.651	Other chronic osteomyelitis, right thigh	ICD-10-CM	Diagnosis
M86.652	Other chronic osteomyelitis, left thigh	ICD-10-CM	Diagnosis
M86.659	Other chronic osteomyelitis, unspecified thigh	ICD-10-CM	Diagnosis
M86.66	Other chronic osteomyelitis, tibia and fibula	ICD-10-CM	Diagnosis
M86.661	Other chronic osteomyelitis, right tibia and fibula	ICD-10-CM	Diagnosis
M86.662	Other chronic osteomyelitis, left tibia and fibula	ICD-10-CM	Diagnosis
M86.669	Other chronic osteomyelitis, unspecified tibia and fibula	ICD-10-CM	Diagnosis
M86.67	Other chronic osteomyelitis, ankle and foot	ICD-10-CM	Diagnosis
M86.671	Other chronic osteomyelitis, right ankle and foot	ICD-10-CM	Diagnosis
M86.672	Other chronic osteomyelitis, left ankle and foot	ICD-10-CM	Diagnosis
M86.679	Other chronic osteomyelitis, unspecified ankle and foot	ICD-10-CM	Diagnosis

**Appendix D. International Classification of Diseases, Ninth and Tenth Revisions, Clinical Modification (ICD-9-CM and ICD-10-CM)
Diagnosis Codes Used to Define Exclusion and Inclusion Criteria in this Request**

Code	Description	Code Type	Code Category
M86.68	Other chronic osteomyelitis, other site	ICD-10-CM	Diagnosis
M86.69	Other chronic osteomyelitis, multiple sites	ICD-10-CM	Diagnosis
M86.8	Other osteomyelitis	ICD-10-CM	Diagnosis
M86.8X	Other osteomyelitis	ICD-10-CM	Diagnosis
M86.8X0	Other osteomyelitis, multiple sites	ICD-10-CM	Diagnosis
M86.8X1	Other osteomyelitis, shoulder	ICD-10-CM	Diagnosis
M86.8X2	Other osteomyelitis, upper arm	ICD-10-CM	Diagnosis
M86.8X3	Other osteomyelitis, forearm	ICD-10-CM	Diagnosis
M86.8X4	Other osteomyelitis, hand	ICD-10-CM	Diagnosis
M86.8X5	Other osteomyelitis, thigh	ICD-10-CM	Diagnosis
M86.8X6	Other osteomyelitis, lower leg	ICD-10-CM	Diagnosis
M86.8X7	Other osteomyelitis, ankle and foot	ICD-10-CM	Diagnosis
M86.8X8	Other osteomyelitis, other site	ICD-10-CM	Diagnosis
M86.8X9	Other osteomyelitis, unspecified sites	ICD-10-CM	Diagnosis
M86.9	Osteomyelitis, unspecified	ICD-10-CM	Diagnosis
T81.4	Infection following a procedure	ICD-10-CM	Diagnosis
T81.40	Infection following a procedure, unspecified	ICD-10-CM	Diagnosis
T81.40XA	Infection following a procedure, unspecified, initial encounter	ICD-10-CM	Diagnosis
T81.40XD	Infection following a procedure, unspecified, subsequent encounter	ICD-10-CM	Diagnosis
T81.40XS	Infection following a procedure, unspecified, sequela	ICD-10-CM	Diagnosis
T81.41	Infection following a procedure, superficial incisional surgical site	ICD-10-CM	Diagnosis
T81.41XA	Infection following a procedure, superficial incisional surgical site, initial encounter	ICD-10-CM	Diagnosis
T81.41XD	Infection following a procedure, superficial incisional surgical site, subsequent encounter	ICD-10-CM	Diagnosis
T81.41XS	Infection following a procedure, superficial incisional surgical site, sequela	ICD-10-CM	Diagnosis
T81.42	Infection following a procedure, deep incisional surgical site	ICD-10-CM	Diagnosis
T81.42XA	Infection following a procedure, deep incisional surgical site, initial encounter	ICD-10-CM	Diagnosis
T81.42XD	Infection following a procedure, deep incisional surgical site, subsequent encounter	ICD-10-CM	Diagnosis
T81.42XS	Infection following a procedure, deep incisional surgical site, sequela	ICD-10-CM	Diagnosis
T81.43	Infection following a procedure, organ and space surgical site	ICD-10-CM	Diagnosis
T81.43XA	Infection following a procedure, organ and space surgical site, initial encounter	ICD-10-CM	Diagnosis
T81.43XD	Infection following a procedure, organ and space surgical site, subsequent encounter	ICD-10-CM	Diagnosis
T81.43XS	Infection following a procedure, organ and space surgical site, sequela	ICD-10-CM	Diagnosis
T81.44	Sepsis following a procedure	ICD-10-CM	Diagnosis
T81.44XA	Sepsis following a procedure, initial encounter	ICD-10-CM	Diagnosis
T81.44XD	Sepsis following a procedure, subsequent encounter	ICD-10-CM	Diagnosis
T81.44XS	Sepsis following a procedure, sequela	ICD-10-CM	Diagnosis
T81.49	Infection following a procedure, other surgical site	ICD-10-CM	Diagnosis
T81.49XA	Infection following a procedure, other surgical site, initial encounter	ICD-10-CM	Diagnosis
T81.49XD	Infection following a procedure, other surgical site, subsequent encounter	ICD-10-CM	Diagnosis
T81.49XS	Infection following a procedure, other surgical site, sequela	ICD-10-CM	Diagnosis
T81.4XXA	Infection following a procedure, initial encounter	ICD-10-CM	Diagnosis
T81.4XXD	Infection following a procedure, subsequent encounter	ICD-10-CM	Diagnosis
T81.4XXS	Infection following a procedure, sequela	ICD-10-CM	Diagnosis
T81.5	Complications of foreign body accidentally left in body following procedure	ICD-10-CM	Diagnosis
T81.50	Unspecified complication of foreign body accidentally left in body following procedure	ICD-10-CM	Diagnosis

**Appendix D. International Classification of Diseases, Ninth and Tenth Revisions, Clinical Modification (ICD-9-CM and ICD-10-CM)
Diagnosis Codes Used to Define Exclusion and Inclusion Criteria in this Request**

Code	Description	Code Type	Code Category
T81.500	Unspecified complication of foreign body accidentally left in body following surgical operation	ICD-10-CM	Diagnosis
T81.500A	Unspecified complication of foreign body accidentally left in body following surgical operation, initial encounter	ICD-10-CM	Diagnosis
T81.500D	Unspecified complication of foreign body accidentally left in body following surgical operation, subsequent encounter	ICD-10-CM	Diagnosis
T81.500S	Unspecified complication of foreign body accidentally left in body following surgical operation, sequela	ICD-10-CM	Diagnosis
T81.501	Unspecified complication of foreign body accidentally left in body following infusion or transfusion	ICD-10-CM	Diagnosis
T81.501A	Unspecified complication of foreign body accidentally left in body following infusion or transfusion, initial encounter	ICD-10-CM	Diagnosis
T81.501D	Unspecified complication of foreign body accidentally left in body following infusion or transfusion, subsequent encounter	ICD-10-CM	Diagnosis
T81.501S	Unspecified complication of foreign body accidentally left in body following infusion or transfusion, sequela	ICD-10-CM	Diagnosis
T81.502	Unspecified complication of foreign body accidentally left in body following kidney dialysis	ICD-10-CM	Diagnosis
T81.502A	Unspecified complication of foreign body accidentally left in body following kidney dialysis, initial encounter	ICD-10-CM	Diagnosis
T81.502D	Unspecified complication of foreign body accidentally left in body following kidney dialysis, subsequent encounter	ICD-10-CM	Diagnosis
T81.502S	Unspecified complication of foreign body accidentally left in body following kidney dialysis, sequela	ICD-10-CM	Diagnosis
T81.503	Unspecified complication of foreign body accidentally left in body following injection or immunization	ICD-10-CM	Diagnosis
T81.503A	Unspecified complication of foreign body accidentally left in body following injection or immunization, initial encounter	ICD-10-CM	Diagnosis
T81.503D	Unspecified complication of foreign body accidentally left in body following injection or immunization, subsequent encounter	ICD-10-CM	Diagnosis
T81.503S	Unspecified complication of foreign body accidentally left in body following injection or immunization, sequela	ICD-10-CM	Diagnosis
T81.504	Unspecified complication of foreign body accidentally left in body following endoscopic examination	ICD-10-CM	Diagnosis
T81.504A	Unspecified complication of foreign body accidentally left in body following endoscopic examination, initial encounter	ICD-10-CM	Diagnosis
T81.504D	Unspecified complication of foreign body accidentally left in body following endoscopic examination, subsequent encounter	ICD-10-CM	Diagnosis
T81.504S	Unspecified complication of foreign body accidentally left in body following endoscopic examination, sequela	ICD-10-CM	Diagnosis
T81.505	Unspecified complication of foreign body accidentally left in body following heart catheterization	ICD-10-CM	Diagnosis
T81.505A	Unspecified complication of foreign body accidentally left in body following heart catheterization, initial encounter	ICD-10-CM	Diagnosis

**Appendix D. International Classification of Diseases, Ninth and Tenth Revisions, Clinical Modification (ICD-9-CM and ICD-10-CM)
Diagnosis Codes Used to Define Exclusion and Inclusion Criteria in this Request**

Code	Description	Code Type	Code Category
T81.505D	Unspecified complication of foreign body accidentally left in body following heart catheterization, subsequent encounter	ICD-10-CM	Diagnosis
T81.505S	Unspecified complication of foreign body accidentally left in body following heart catheterization, sequela	ICD-10-CM	Diagnosis
T81.506	Unspecified complication of foreign body accidentally left in body following aspiration, puncture or other catheterization	ICD-10-CM	Diagnosis
T81.506A	Unspecified complication of foreign body accidentally left in body following aspiration, puncture or other catheterization, initial encounter	ICD-10-CM	Diagnosis
T81.506D	Unspecified complication of foreign body accidentally left in body following aspiration, puncture or other catheterization, subsequent encounter	ICD-10-CM	Diagnosis
T81.506S	Unspecified complication of foreign body accidentally left in body following aspiration, puncture or other catheterization, sequela	ICD-10-CM	Diagnosis
T81.507	Unspecified complication of foreign body accidentally left in body following removal of catheter or packing	ICD-10-CM	Diagnosis
T81.507A	Unspecified complication of foreign body accidentally left in body following removal of catheter or packing, initial encounter	ICD-10-CM	Diagnosis
T81.507D	Unspecified complication of foreign body accidentally left in body following removal of catheter or packing, subsequent encounter	ICD-10-CM	Diagnosis
T81.507S	Unspecified complication of foreign body accidentally left in body following removal of catheter or packing, sequela	ICD-10-CM	Diagnosis
T81.508	Unspecified complication of foreign body accidentally left in body following other procedure	ICD-10-CM	Diagnosis
T81.508A	Unspecified complication of foreign body accidentally left in body following other procedure, initial encounter	ICD-10-CM	Diagnosis
T81.508D	Unspecified complication of foreign body accidentally left in body following other procedure, subsequent encounter	ICD-10-CM	Diagnosis
T81.508S	Unspecified complication of foreign body accidentally left in body following other procedure, sequela	ICD-10-CM	Diagnosis
T81.509	Unspecified complication of foreign body accidentally left in body following unspecified procedure	ICD-10-CM	Diagnosis
T81.509A	Unspecified complication of foreign body accidentally left in body following unspecified procedure, initial encounter	ICD-10-CM	Diagnosis
T81.509D	Unspecified complication of foreign body accidentally left in body following unspecified procedure, subsequent encounter	ICD-10-CM	Diagnosis
T81.509S	Unspecified complication of foreign body accidentally left in body following unspecified procedure, sequela	ICD-10-CM	Diagnosis
T81.51	Adhesions due to foreign body accidentally left in body following procedure	ICD-10-CM	Diagnosis
T81.510	Adhesions due to foreign body accidentally left in body following surgical operation	ICD-10-CM	Diagnosis
T81.510A	Adhesions due to foreign body accidentally left in body following surgical operation, initial encounter	ICD-10-CM	Diagnosis
T81.510D	Adhesions due to foreign body accidentally left in body following surgical operation, subsequent encounter	ICD-10-CM	Diagnosis
T81.510S	Adhesions due to foreign body accidentally left in body following surgical operation, sequela	ICD-10-CM	Diagnosis
T81.511	Adhesions due to foreign body accidentally left in body following infusion or transfusion	ICD-10-CM	Diagnosis

**Appendix D. International Classification of Diseases, Ninth and Tenth Revisions, Clinical Modification (ICD-9-CM and ICD-10-CM)
Diagnosis Codes Used to Define Exclusion and Inclusion Criteria in this Request**

Code	Description	Code Type	Code Category
T81.511A	Adhesions due to foreign body accidentally left in body following infusion or transfusion, initial encounter	ICD-10-CM	Diagnosis
T81.511D	Adhesions due to foreign body accidentally left in body following infusion or transfusion, subsequent encounter	ICD-10-CM	Diagnosis
T81.511S	Adhesions due to foreign body accidentally left in body following infusion or transfusion, sequela	ICD-10-CM	Diagnosis
T81.512	Adhesions due to foreign body accidentally left in body following kidney dialysis	ICD-10-CM	Diagnosis
T81.512A	Adhesions due to foreign body accidentally left in body following kidney dialysis, initial encounter	ICD-10-CM	Diagnosis
T81.512D	Adhesions due to foreign body accidentally left in body following kidney dialysis, subsequent encounter	ICD-10-CM	Diagnosis
T81.512S	Adhesions due to foreign body accidentally left in body following kidney dialysis, sequela	ICD-10-CM	Diagnosis
T81.513	Adhesions due to foreign body accidentally left in body following injection or immunization	ICD-10-CM	Diagnosis
T81.513A	Adhesions due to foreign body accidentally left in body following injection or immunization, initial encounter	ICD-10-CM	Diagnosis
T81.513D	Adhesions due to foreign body accidentally left in body following injection or immunization, subsequent encounter	ICD-10-CM	Diagnosis
T81.513S	Adhesions due to foreign body accidentally left in body following injection or immunization, sequela	ICD-10-CM	Diagnosis
T81.514	Adhesions due to foreign body accidentally left in body following endoscopic examination	ICD-10-CM	Diagnosis
T81.514A	Adhesions due to foreign body accidentally left in body following endoscopic examination, initial encounter	ICD-10-CM	Diagnosis
T81.514D	Adhesions due to foreign body accidentally left in body following endoscopic examination, subsequent encounter	ICD-10-CM	Diagnosis
T81.514S	Adhesions due to foreign body accidentally left in body following endoscopic examination, sequela	ICD-10-CM	Diagnosis
T81.515	Adhesions due to foreign body accidentally left in body following heart catheterization	ICD-10-CM	Diagnosis
T81.515A	Adhesions due to foreign body accidentally left in body following heart catheterization, initial encounter	ICD-10-CM	Diagnosis
T81.515D	Adhesions due to foreign body accidentally left in body following heart catheterization, subsequent encounter	ICD-10-CM	Diagnosis
T81.515S	Adhesions due to foreign body accidentally left in body following heart catheterization, sequela	ICD-10-CM	Diagnosis
T81.516	Adhesions due to foreign body accidentally left in body following aspiration, puncture or other catheterization	ICD-10-CM	Diagnosis
T81.516A	Adhesions due to foreign body accidentally left in body following aspiration, puncture or other catheterization, initial encounter	ICD-10-CM	Diagnosis
T81.516D	Adhesions due to foreign body accidentally left in body following aspiration, puncture or other catheterization, subsequent encounter	ICD-10-CM	Diagnosis
T81.516S	Adhesions due to foreign body accidentally left in body following aspiration, puncture or other catheterization, sequela	ICD-10-CM	Diagnosis
T81.517	Adhesions due to foreign body accidentally left in body following removal of catheter or packing	ICD-10-CM	Diagnosis

**Appendix D. International Classification of Diseases, Ninth and Tenth Revisions, Clinical Modification (ICD-9-CM and ICD-10-CM)
Diagnosis Codes Used to Define Exclusion and Inclusion Criteria in this Request**

Code	Description	Code Type	Code Category
T81.517A	Adhesions due to foreign body accidentally left in body following removal of catheter or packing, initial encounter	ICD-10-CM	Diagnosis
T81.517D	Adhesions due to foreign body accidentally left in body following removal of catheter or packing, subsequent encounter	ICD-10-CM	Diagnosis
T81.517S	Adhesions due to foreign body accidentally left in body following removal of catheter or packing, sequela	ICD-10-CM	Diagnosis
T81.518	Adhesions due to foreign body accidentally left in body following other procedure	ICD-10-CM	Diagnosis
T81.518A	Adhesions due to foreign body accidentally left in body following other procedure, initial encounter	ICD-10-CM	Diagnosis
T81.518D	Adhesions due to foreign body accidentally left in body following other procedure, subsequent encounter	ICD-10-CM	Diagnosis
T81.518S	Adhesions due to foreign body accidentally left in body following other procedure, sequela	ICD-10-CM	Diagnosis
T81.519	Adhesions due to foreign body accidentally left in body following unspecified procedure	ICD-10-CM	Diagnosis
T81.519A	Adhesions due to foreign body accidentally left in body following unspecified procedure, initial encounter	ICD-10-CM	Diagnosis
T81.519D	Adhesions due to foreign body accidentally left in body following unspecified procedure, subsequent encounter	ICD-10-CM	Diagnosis
T81.519S	Adhesions due to foreign body accidentally left in body following unspecified procedure, sequela	ICD-10-CM	Diagnosis
T81.52	Obstruction due to foreign body accidentally left in body following procedure	ICD-10-CM	Diagnosis
T81.520	Obstruction due to foreign body accidentally left in body following surgical operation	ICD-10-CM	Diagnosis
T81.520A	Obstruction due to foreign body accidentally left in body following surgical operation, initial encounter	ICD-10-CM	Diagnosis
T81.520D	Obstruction due to foreign body accidentally left in body following surgical operation, subsequent encounter	ICD-10-CM	Diagnosis
T81.520S	Obstruction due to foreign body accidentally left in body following surgical operation, sequela	ICD-10-CM	Diagnosis
T81.521	Obstruction due to foreign body accidentally left in body following infusion or transfusion	ICD-10-CM	Diagnosis
T81.521A	Obstruction due to foreign body accidentally left in body following infusion or transfusion, initial encounter	ICD-10-CM	Diagnosis
T81.521D	Obstruction due to foreign body accidentally left in body following infusion or transfusion, subsequent encounter	ICD-10-CM	Diagnosis
T81.521S	Obstruction due to foreign body accidentally left in body following infusion or transfusion, sequela	ICD-10-CM	Diagnosis
T81.522	Obstruction due to foreign body accidentally left in body following kidney dialysis	ICD-10-CM	Diagnosis
T81.522A	Obstruction due to foreign body accidentally left in body following kidney dialysis, initial encounter	ICD-10-CM	Diagnosis
T81.522D	Obstruction due to foreign body accidentally left in body following kidney dialysis, subsequent encounter	ICD-10-CM	Diagnosis
T81.522S	Obstruction due to foreign body accidentally left in body following kidney dialysis, sequela	ICD-10-CM	Diagnosis
T81.523	Obstruction due to foreign body accidentally left in body following injection or immunization	ICD-10-CM	Diagnosis
T81.523A	Obstruction due to foreign body accidentally left in body following injection or immunization, initial encounter	ICD-10-CM	Diagnosis

**Appendix D. International Classification of Diseases, Ninth and Tenth Revisions, Clinical Modification (ICD-9-CM and ICD-10-CM)
Diagnosis Codes Used to Define Exclusion and Inclusion Criteria in this Request**

Code	Description	Code Type	Code Category
T81.523D	Obstruction due to foreign body accidentally left in body following injection or immunization, subsequent encounter	ICD-10-CM	Diagnosis
T81.523S	Obstruction due to foreign body accidentally left in body following injection or immunization, sequela	ICD-10-CM	Diagnosis
T81.524	Obstruction due to foreign body accidentally left in body following endoscopic examination	ICD-10-CM	Diagnosis
T81.524A	Obstruction due to foreign body accidentally left in body following endoscopic examination, initial encounter	ICD-10-CM	Diagnosis
T81.524D	Obstruction due to foreign body accidentally left in body following endoscopic examination, subsequent encounter	ICD-10-CM	Diagnosis
T81.524S	Obstruction due to foreign body accidentally left in body following endoscopic examination, sequela	ICD-10-CM	Diagnosis
T81.525	Obstruction due to foreign body accidentally left in body following heart catheterization	ICD-10-CM	Diagnosis
T81.525A	Obstruction due to foreign body accidentally left in body following heart catheterization, initial encounter	ICD-10-CM	Diagnosis
T81.525D	Obstruction due to foreign body accidentally left in body following heart catheterization, subsequent encounter	ICD-10-CM	Diagnosis
T81.525S	Obstruction due to foreign body accidentally left in body following heart catheterization, sequela	ICD-10-CM	Diagnosis
T81.526	Obstruction due to foreign body accidentally left in body following aspiration, puncture or other catheterization	ICD-10-CM	Diagnosis
T81.526A	Obstruction due to foreign body accidentally left in body following aspiration, puncture or other catheterization, initial encounter	ICD-10-CM	Diagnosis
T81.526D	Obstruction due to foreign body accidentally left in body following aspiration, puncture or other catheterization, subsequent encounter	ICD-10-CM	Diagnosis
T81.526S	Obstruction due to foreign body accidentally left in body following aspiration, puncture or other catheterization, sequela	ICD-10-CM	Diagnosis
T81.527	Obstruction due to foreign body accidentally left in body following removal of catheter or packing	ICD-10-CM	Diagnosis
T81.527A	Obstruction due to foreign body accidentally left in body following removal of catheter or packing, initial encounter	ICD-10-CM	Diagnosis
T81.527D	Obstruction due to foreign body accidentally left in body following removal of catheter or packing, subsequent encounter	ICD-10-CM	Diagnosis
T81.527S	Obstruction due to foreign body accidentally left in body following removal of catheter or packing, sequela	ICD-10-CM	Diagnosis
T81.528	Obstruction due to foreign body accidentally left in body following other procedure	ICD-10-CM	Diagnosis
T81.528A	Obstruction due to foreign body accidentally left in body following other procedure, initial encounter	ICD-10-CM	Diagnosis
T81.528D	Obstruction due to foreign body accidentally left in body following other procedure, subsequent encounter	ICD-10-CM	Diagnosis
T81.528S	Obstruction due to foreign body accidentally left in body following other procedure, sequela	ICD-10-CM	Diagnosis
T81.529	Obstruction due to foreign body accidentally left in body following unspecified procedure	ICD-10-CM	Diagnosis
T81.529A	Obstruction due to foreign body accidentally left in body following unspecified procedure, initial encounter	ICD-10-CM	Diagnosis

**Appendix D. International Classification of Diseases, Ninth and Tenth Revisions, Clinical Modification (ICD-9-CM and ICD-10-CM)
Diagnosis Codes Used to Define Exclusion and Inclusion Criteria in this Request**

Code	Description	Code Type	Code Category
T81.529D	Obstruction due to foreign body accidentally left in body following unspecified procedure, subsequent encounter	ICD-10-CM	Diagnosis
T81.529S	Obstruction due to foreign body accidentally left in body following unspecified procedure, sequela	ICD-10-CM	Diagnosis
T81.53	Perforation due to foreign body accidentally left in body following procedure	ICD-10-CM	Diagnosis
T81.530	Perforation due to foreign body accidentally left in body following surgical operation	ICD-10-CM	Diagnosis
T81.530A	Perforation due to foreign body accidentally left in body following surgical operation, initial encounter	ICD-10-CM	Diagnosis
T81.530D	Perforation due to foreign body accidentally left in body following surgical operation, subsequent encounter	ICD-10-CM	Diagnosis
T81.530S	Perforation due to foreign body accidentally left in body following surgical operation, sequela	ICD-10-CM	Diagnosis
T81.531	Perforation due to foreign body accidentally left in body following infusion or transfusion	ICD-10-CM	Diagnosis
T81.531A	Perforation due to foreign body accidentally left in body following infusion or transfusion, initial encounter	ICD-10-CM	Diagnosis
T81.531D	Perforation due to foreign body accidentally left in body following infusion or transfusion, subsequent encounter	ICD-10-CM	Diagnosis
T81.531S	Perforation due to foreign body accidentally left in body following infusion or transfusion, sequela	ICD-10-CM	Diagnosis
T81.532	Perforation due to foreign body accidentally left in body following kidney dialysis	ICD-10-CM	Diagnosis
T81.532A	Perforation due to foreign body accidentally left in body following kidney dialysis, initial encounter	ICD-10-CM	Diagnosis
T81.532D	Perforation due to foreign body accidentally left in body following kidney dialysis, subsequent encounter	ICD-10-CM	Diagnosis
T81.532S	Perforation due to foreign body accidentally left in body following kidney dialysis, sequela	ICD-10-CM	Diagnosis
T81.533	Perforation due to foreign body accidentally left in body following injection or immunization	ICD-10-CM	Diagnosis
T81.533A	Perforation due to foreign body accidentally left in body following injection or immunization, initial encounter	ICD-10-CM	Diagnosis
T81.533D	Perforation due to foreign body accidentally left in body following injection or immunization, subsequent encounter	ICD-10-CM	Diagnosis
T81.533S	Perforation due to foreign body accidentally left in body following injection or immunization, sequela	ICD-10-CM	Diagnosis
T81.534	Perforation due to foreign body accidentally left in body following endoscopic examination	ICD-10-CM	Diagnosis
T81.534A	Perforation due to foreign body accidentally left in body following endoscopic examination, initial encounter	ICD-10-CM	Diagnosis
T81.534D	Perforation due to foreign body accidentally left in body following endoscopic examination, subsequent encounter	ICD-10-CM	Diagnosis
T81.534S	Perforation due to foreign body accidentally left in body following endoscopic examination, sequela	ICD-10-CM	Diagnosis
T81.535	Perforation due to foreign body accidentally left in body following heart catheterization	ICD-10-CM	Diagnosis
T81.535A	Perforation due to foreign body accidentally left in body following heart catheterization, initial encounter	ICD-10-CM	Diagnosis
T81.535D	Perforation due to foreign body accidentally left in body following heart catheterization, subsequent encounter	ICD-10-CM	Diagnosis

**Appendix D. International Classification of Diseases, Ninth and Tenth Revisions, Clinical Modification (ICD-9-CM and ICD-10-CM)
Diagnosis Codes Used to Define Exclusion and Inclusion Criteria in this Request**

Code	Description	Code Type	Code Category
T81.535S	Perforation due to foreign body accidentally left in body following heart catheterization, sequela	ICD-10-CM	Diagnosis
T81.536	Perforation due to foreign body accidentally left in body following aspiration, puncture or other catheterization	ICD-10-CM	Diagnosis
T81.536A	Perforation due to foreign body accidentally left in body following aspiration, puncture or other catheterization, initial encounter	ICD-10-CM	Diagnosis
T81.536D	Perforation due to foreign body accidentally left in body following aspiration, puncture or other catheterization, subsequent encounter	ICD-10-CM	Diagnosis
T81.536S	Perforation due to foreign body accidentally left in body following aspiration, puncture or other catheterization, sequela	ICD-10-CM	Diagnosis
T81.537	Perforation due to foreign body accidentally left in body following removal of catheter or packing	ICD-10-CM	Diagnosis
T81.537A	Perforation due to foreign body accidentally left in body following removal of catheter or packing, initial encounter	ICD-10-CM	Diagnosis
T81.537D	Perforation due to foreign body accidentally left in body following removal of catheter or packing, subsequent encounter	ICD-10-CM	Diagnosis
T81.537S	Perforation due to foreign body accidentally left in body following removal of catheter or packing, sequela	ICD-10-CM	Diagnosis
T81.538	Perforation due to foreign body accidentally left in body following other procedure	ICD-10-CM	Diagnosis
T81.538A	Perforation due to foreign body accidentally left in body following other procedure, initial encounter	ICD-10-CM	Diagnosis
T81.538D	Perforation due to foreign body accidentally left in body following other procedure, subsequent encounter	ICD-10-CM	Diagnosis
T81.538S	Perforation due to foreign body accidentally left in body following other procedure, sequela	ICD-10-CM	Diagnosis
T81.539	Perforation due to foreign body accidentally left in body following unspecified procedure	ICD-10-CM	Diagnosis
T81.539A	Perforation due to foreign body accidentally left in body following unspecified procedure, initial encounter	ICD-10-CM	Diagnosis
T81.539D	Perforation due to foreign body accidentally left in body following unspecified procedure, subsequent encounter	ICD-10-CM	Diagnosis
T81.539S	Perforation due to foreign body accidentally left in body following unspecified procedure, sequela	ICD-10-CM	Diagnosis
T81.59	Other complications of foreign body accidentally left in body following procedure	ICD-10-CM	Diagnosis
T81.590	Other complications of foreign body accidentally left in body following surgical operation	ICD-10-CM	Diagnosis
T81.590A	Other complications of foreign body accidentally left in body following surgical operation, initial encounter	ICD-10-CM	Diagnosis
T81.590D	Other complications of foreign body accidentally left in body following surgical operation, subsequent encounter	ICD-10-CM	Diagnosis
T81.590S	Other complications of foreign body accidentally left in body following surgical operation, sequela	ICD-10-CM	
T81.591	Other complications of foreign body accidentally left in body following infusion or transfusion	ICD-10-CM	Diagnosis
T81.591A	Other complications of foreign body accidentally left in body following infusion or transfusion, initial encounter	ICD-10-CM	Diagnosis

**Appendix D. International Classification of Diseases, Ninth and Tenth Revisions, Clinical Modification (ICD-9-CM and ICD-10-CM)
Diagnosis Codes Used to Define Exclusion and Inclusion Criteria in this Request**

Code	Description	Code Type	Code Category
T81.591D	Other complications of foreign body accidentally left in body following infusion or transfusion, subsequent encounter	ICD-10-CM	Diagnosis
T81.591S	Other complications of foreign body accidentally left in body following infusion or transfusion, sequela	ICD-10-CM	Diagnosis
T81.592	Other complications of foreign body accidentally left in body following kidney dialysis	ICD-10-CM	Diagnosis
T81.592A	Other complications of foreign body accidentally left in body following kidney dialysis, initial encounter	ICD-10-CM	Diagnosis
T81.592D	Other complications of foreign body accidentally left in body following kidney dialysis, subsequent encounter	ICD-10-CM	Diagnosis
T81.592S	Other complications of foreign body accidentally left in body following kidney dialysis, sequela	ICD-10-CM	Diagnosis
T81.593	Other complications of foreign body accidentally left in body following injection or immunization	ICD-10-CM	Diagnosis
T81.593A	Other complications of foreign body accidentally left in body following injection or immunization, initial encounter	ICD-10-CM	Diagnosis
T81.593D	Other complications of foreign body accidentally left in body following injection or immunization, subsequent encounter	ICD-10-CM	Diagnosis
T81.593S	Other complications of foreign body accidentally left in body following injection or immunization, sequela	ICD-10-CM	Diagnosis
T81.594	Other complications of foreign body accidentally left in body following endoscopic examination	ICD-10-CM	Diagnosis
T81.594A	Other complications of foreign body accidentally left in body following endoscopic examination, initial encounter	ICD-10-CM	Diagnosis
T81.594D	Other complications of foreign body accidentally left in body following endoscopic examination, subsequent encounter	ICD-10-CM	Diagnosis
T81.594S	Other complications of foreign body accidentally left in body following endoscopic examination, sequela	ICD-10-CM	Diagnosis
T81.595	Other complications of foreign body accidentally left in body following heart catheterization	ICD-10-CM	Diagnosis
T81.595A	Other complications of foreign body accidentally left in body following heart catheterization, initial encounter	ICD-10-CM	Diagnosis
T81.595D	Other complications of foreign body accidentally left in body following heart catheterization, subsequent encounter	ICD-10-CM	Diagnosis
T81.595S	Other complications of foreign body accidentally left in body following heart catheterization, sequela	ICD-10-CM	Diagnosis
T81.596	Other complications of foreign body accidentally left in body following aspiration, puncture or other catheterization	ICD-10-CM	Diagnosis
T81.596A	Other complications of foreign body accidentally left in body following aspiration, puncture or other catheterization, initial encounter	ICD-10-CM	Diagnosis
T81.596D	Other complications of foreign body accidentally left in body following aspiration, puncture or other catheterization, subsequent encounter	ICD-10-CM	Diagnosis
T81.596S	Other complications of foreign body accidentally left in body following aspiration, puncture or other catheterization, sequela	ICD-10-CM	Diagnosis
T81.597	Other complications of foreign body accidentally left in body following removal of catheter or packing	ICD-10-CM	Diagnosis

**Appendix D. International Classification of Diseases, Ninth and Tenth Revisions, Clinical Modification (ICD-9-CM and ICD-10-CM)
Diagnosis Codes Used to Define Exclusion and Inclusion Criteria in this Request**

Code	Description	Code Type	Code Category
T81.597A	Other complications of foreign body accidentally left in body following removal of catheter or packing, initial encounter	ICD-10-CM	Diagnosis
T81.597D	Other complications of foreign body accidentally left in body following removal of catheter or packing, subsequent encounter	ICD-10-CM	Diagnosis
T81.597S	Other complications of foreign body accidentally left in body following removal of catheter or packing, sequela	ICD-10-CM	Diagnosis
T81.598	Other complications of foreign body accidentally left in body following other procedure	ICD-10-CM	Diagnosis
T81.598A	Other complications of foreign body accidentally left in body following other procedure, initial encounter	ICD-10-CM	Diagnosis
T81.598D	Other complications of foreign body accidentally left in body following other procedure, subsequent encounter	ICD-10-CM	Diagnosis
T81.598S	Other complications of foreign body accidentally left in body following other procedure, sequela	ICD-10-CM	Diagnosis
T81.599	Other complications of foreign body accidentally left in body following unspecified procedure	ICD-10-CM	Diagnosis
T81.599A	Other complications of foreign body accidentally left in body following unspecified procedure, initial encounter	ICD-10-CM	Diagnosis
T81.599D	Other complications of foreign body accidentally left in body following unspecified procedure, subsequent encounter	ICD-10-CM	Diagnosis
T81.599S	Other complications of foreign body accidentally left in body following unspecified procedure, sequela	ICD-10-CM	Diagnosis
T81.6	Acute reaction to foreign substance accidentally left during a procedure	ICD-10-CM	Diagnosis
T81.60	Unspecified acute reaction to foreign substance accidentally left during a procedure	ICD-10-CM	Diagnosis
T81.60XA	Unspecified acute reaction to foreign substance accidentally left during a procedure, initial encounter	ICD-10-CM	Diagnosis
T81.60XD	Unspecified acute reaction to foreign substance accidentally left during a procedure, subsequent encounter	ICD-10-CM	Diagnosis
T81.60XS	Unspecified acute reaction to foreign substance accidentally left during a procedure, sequela	ICD-10-CM	Diagnosis
T81.61	Aseptic peritonitis due to foreign substance accidentally left during a procedure	ICD-10-CM	Diagnosis
T81.61XA	Aseptic peritonitis due to foreign substance accidentally left during a procedure, initial encounter	ICD-10-CM	Diagnosis
T81.61XD	Aseptic peritonitis due to foreign substance accidentally left during a procedure, subsequent encounter	ICD-10-CM	Diagnosis
T81.61XS	Aseptic peritonitis due to foreign substance accidentally left during a procedure, sequela	ICD-10-CM	Diagnosis
T81.69	Other acute reaction to foreign substance accidentally left during a procedure	ICD-10-CM	Diagnosis
T81.69XA	Other acute reaction to foreign substance accidentally left during a procedure, initial encounter	ICD-10-CM	Diagnosis
T81.69XD	Other acute reaction to foreign substance accidentally left during a procedure, subsequent encounter	ICD-10-CM	Diagnosis
T81.69XS	Other acute reaction to foreign substance accidentally left during a procedure, sequela	ICD-10-CM	Diagnosis
T81.7	Vascular complications following a procedure, not elsewhere classified	ICD-10-CM	Diagnosis
T81.71	Complication of artery following a procedure, not elsewhere classified	ICD-10-CM	Diagnosis
T81.710	Complication of mesenteric artery following a procedure, not elsewhere classified	ICD-10-CM	Diagnosis

**Appendix D. International Classification of Diseases, Ninth and Tenth Revisions, Clinical Modification (ICD-9-CM and ICD-10-CM)
Diagnosis Codes Used to Define Exclusion and Inclusion Criteria in this Request**

Code	Description	Code Type	Code Category
T81.710A	Complication of mesenteric artery following a procedure, not elsewhere classified, initial encounter	ICD-10-CM	Diagnosis
T81.710D	Complication of mesenteric artery following a procedure, not elsewhere classified, subsequent encounter	ICD-10-CM	Diagnosis
T81.710S	Complication of mesenteric artery following a procedure, not elsewhere classified, sequela	ICD-10-CM	Diagnosis
T81.711	Complication of renal artery following a procedure, not elsewhere classified	ICD-10-CM	Diagnosis
T81.711A	Complication of renal artery following a procedure, not elsewhere classified, initial encounter	ICD-10-CM	Diagnosis
T81.711D	Complication of renal artery following a procedure, not elsewhere classified, subsequent encounter	ICD-10-CM	Diagnosis
T81.711S	Complication of renal artery following a procedure, not elsewhere classified, sequela	ICD-10-CM	Diagnosis
T81.718	Complication of other artery following a procedure, not elsewhere classified	ICD-10-CM	Diagnosis
T81.718A	Complication of other artery following a procedure, not elsewhere classified, initial encounter	ICD-10-CM	Diagnosis
T81.718D	Complication of other artery following a procedure, not elsewhere classified, subsequent encounter	ICD-10-CM	Diagnosis
T81.718S	Complication of other artery following a procedure, not elsewhere classified, sequela	ICD-10-CM	Diagnosis
T81.719	Complication of unspecified artery following a procedure, not elsewhere classified	ICD-10-CM	Diagnosis
T81.719A	Complication of unspecified artery following a procedure, not elsewhere classified, initial encounter	ICD-10-CM	Diagnosis
T81.719D	Complication of unspecified artery following a procedure, not elsewhere classified, subsequent encounter	ICD-10-CM	Diagnosis
T81.719S	Complication of unspecified artery following a procedure, not elsewhere classified, sequela	ICD-10-CM	Diagnosis
T81.72	Complication of vein following a procedure, not elsewhere classified	ICD-10-CM	Diagnosis
T81.72XA	Complication of vein following a procedure, not elsewhere classified, initial encounter	ICD-10-CM	Diagnosis
T81.72XD	Complication of vein following a procedure, not elsewhere classified, subsequent encounter	ICD-10-CM	Diagnosis
T81.72XS	Complication of vein following a procedure, not elsewhere classified, sequela	ICD-10-CM	Diagnosis
Z45	Encounter for adjustment and management of implanted device	ICD-10-CM	Diagnosis
Z45.0	Encounter for adjustment and management of cardiac device	ICD-10-CM	Diagnosis
Z45.01	Encounter for adjustment and management of cardiac pacemaker	ICD-10-CM	Diagnosis
Z45.010	Encounter for checking and testing of cardiac pacemaker pulse generator [battery]	ICD-10-CM	Diagnosis
Z45.018	Encounter for adjustment and management of other part of cardiac pacemaker	ICD-10-CM	Diagnosis
Z45.02	Encounter for adjustment and management of automatic implantable cardiac defibrillator	ICD-10-CM	Diagnosis
Z45.09	Encounter for adjustment and management of other cardiac device	ICD-10-CM	Diagnosis
Z45.2	Encounter for adjustment and management of vascular access device	ICD-10-CM	Diagnosis
Z47	Orthopedic aftercare	ICD-10-CM	Diagnosis
Z47.1	Aftercare following joint replacement surgery	ICD-10-CM	Diagnosis
Z47.2	Encounter for removal of internal fixation device	ICD-10-CM	Diagnosis
Z47.3	Aftercare following explantation of joint prosthesis	ICD-10-CM	Diagnosis
Z47.31	Aftercare following explantation of shoulder joint prosthesis	ICD-10-CM	Diagnosis
Z47.32	Aftercare following explantation of hip joint prosthesis	ICD-10-CM	Diagnosis
Z47.33	Aftercare following explantation of knee joint prosthesis	ICD-10-CM	Diagnosis
Z47.8	Encounter for other orthopedic aftercare	ICD-10-CM	Diagnosis
Z47.81	Encounter for orthopedic aftercare following surgical amputation	ICD-10-CM	Diagnosis

**Appendix D. International Classification of Diseases, Ninth and Tenth Revisions, Clinical Modification (ICD-9-CM and ICD-10-CM)
Diagnosis Codes Used to Define Exclusion and Inclusion Criteria in this Request**

Code	Description	Code Type	Code Category
Z47.82	Encounter for orthopedic aftercare following scoliosis surgery	ICD-10-CM	Diagnosis
Z47.89	Encounter for other orthopedic aftercare	ICD-10-CM	Diagnosis
Inclusion Codes for Rifampin Cohort			
795.5	Nonspecific reaction to test for tuberculosis	ICD-9-CM	Diagnosis
795.51	Nonspecific reaction to tuberculin skin test without active tuberculosis	ICD-9-CM	Diagnosis
795.52	Nonspecific reaction to cell mediated immunity measurement of gamma interferon antigen response without active tuberculosis	ICD-9-CM	Diagnosis
V74.1	Screening examination for pulmonary tuberculosis	ICD-9-CM	Diagnosis
R76.1	Nonspecific reaction to test for tuberculosis	ICD-10-CM	Diagnosis
R76.11	Nonspecific reaction to tuberculin skin test without active tuberculosis	ICD-10-CM	Diagnosis
R76.12	Nonspecific reaction to cell mediated immunity measurement of gamma interferon antigen response without active tuberculosis	ICD-10-CM	Diagnosis
A31.9	Mycobacterial infection, unspecified	ICD-10-CM	Diagnosis

Appendix E. International Classification of Diseases, Ninth and Tenth Revisions, Clinical Modification (ICD-9-CM and ICD-10-CM), Healthcare Common Procedure Coding System (HCPCS), and Current Procedural Terminology, Second, Third, and Fourth Editions (CPT-2, CPT-3, CPT-4) Codes Used to Define Baseline and Post-Index Characteristics in this Request

Code	Description	Code Type	Code Category
Latent Tuberculosis Infection			
795.51	Nonspecific reaction to tuberculin skin test without active tuberculosis	ICD-9-CM	Diagnosis
R76.11	Nonspecific reaction to tuberculin skin test without active tuberculosis	ICD-10-CM	Diagnosis
Z22.7	Carrier of latent tuberculosis	ICD-10-CM	Diagnosis
Tuberculosis Infection			
010	Primary tuberculous infection	ICD-9-CM	Diagnosis
010.0	Primary tuberculous complex	ICD-9-CM	Diagnosis
010.00	Primary tuberculous complex, confirmation unspecified	ICD-9-CM	Diagnosis
010.01	Primary tuberculous complex, bacteriological or histological examination not done	ICD-9-CM	Diagnosis
010.02	Primary tuberculous complex, bacteriological or histological examination unknown (at present)	ICD-9-CM	Diagnosis
010.03	Primary tuberculous complex, tubercle bacilli found (in sputum) by microscopy	ICD-9-CM	Diagnosis
010.04	Primary tuberculous complex, tubercle bacilli not found (in sputum) by microscopy, but found by bacterial culture	ICD-9-CM	Diagnosis
010.05	Primary tuberculous complex, tubercle bacilli not found by bacteriological examination, but tuberculosis confirmed histologically	ICD-9-CM	Diagnosis
010.06	Primary tuberculous complex, tubercle bacilli not found by bacteriological or histological examination, but tuberculosis confirmed by other methods [inoculation of animals]	ICD-9-CM	Diagnosis
010.1	Tuberculous pleurisy in primary progressive tuberculosis	ICD-9-CM	Diagnosis
010.10	Tuberculous pleurisy in primary progressive tuberculosis, confirmation unspecified	ICD-9-CM	Diagnosis
010.11	Tuberculous pleurisy in primary progressive tuberculosis, bacteriological or histological examination not done	ICD-9-CM	Diagnosis
010.12	Tuberculous pleurisy in primary progressive tuberculosis, bacteriological or histological examination results unknown (at present)	ICD-9-CM	Diagnosis
010.13	Tuberculous pleurisy in primary progressive tuberculosis, tubercle bacilli found (in sputum) by microscopy	ICD-9-CM	Diagnosis
010.14	Tuberculous pleurisy in primary progressive tuberculosis, tubercle bacilli not found (in sputum) by microscopy, but found by bacterial culture	ICD-9-CM	Diagnosis
010.15	Tuberculous pleurisy in primary progressive tuberculosis, tubercle bacilli not found by bacteriological examination, but tuberculosis confirmed histologically	ICD-9-CM	Diagnosis
010.16	Tuberculous pleurisy in primary progressive tuberculosis, tubercle bacilli not found by bacteriological or histological examination, but tuberculosis confirmed by other methods [inoculation of animals]	ICD-9-CM	Diagnosis
010.8	Other primary progressive tuberculosis infection	ICD-9-CM	Diagnosis
010.80	Other primary progressive tuberculosis infection, confirmation unspecified	ICD-9-CM	Diagnosis
010.81	Other primary progressive tuberculosis infection, bacteriological or histological examination not done	ICD-9-CM	Diagnosis
010.82	Other primary progressive tuberculosis infection, bacteriological or histological examination unknown (at present)	ICD-9-CM	Diagnosis
010.83	Other primary progressive tuberculosis infection, tubercle bacilli found (in sputum) by microscopy	ICD-9-CM	Diagnosis

Appendix E. International Classification of Diseases, Ninth and Tenth Revisions, Clinical Modification (ICD-9-CM and ICD-10-CM), Healthcare Common Procedure Coding System (HCPCS), and Current Procedural Terminology, Second, Third, and Fourth Editions (CPT-2, CPT-3, CPT-4) Codes Used to Define Baseline and Post-Index Characteristics in this Request

Code	Description	Code Type	Code Category
010.84	Other primary progressive tuberculosis infection, tubercle bacilli not found (in sputum) by microscopy, but found by bacterial culture	ICD-9-CM	Diagnosis
010.85	Other primary progressive tuberculosis infection, tubercle bacilli not found by bacteriological examination, but tuberculosis confirmed histologically	ICD-9-CM	Diagnosis
010.86	Other primary progressive tuberculosis infection, tubercle bacilli not found by bacteriological or histological examination, but tuberculosis confirmed by other methods [inoculation of animals]	ICD-9-CM	Diagnosis
010.9	Primary tuberculous infection, unspecified	ICD-9-CM	Diagnosis
010.90	Primary tuberculous infection, unspecified, confirmation unspecified	ICD-9-CM	Diagnosis
010.91	Primary tuberculous infection, unspecified, bacteriological or histological examination not done	ICD-9-CM	Diagnosis
010.92	Primary tuberculous infection, unspecified, bacteriological or histological examination unknown (at present)	ICD-9-CM	Diagnosis
010.93	Primary tuberculous infection, unspecified, tubercle bacilli found (in sputum) by microscopy	ICD-9-CM	Diagnosis
010.94	Primary tuberculous infection, unspecified, tubercle bacilli not found (in sputum) by microscopy, but found by bacterial culture	ICD-9-CM	Diagnosis
010.95	Primary tuberculous infection, unspecified, tubercle bacilli not found by bacteriological examination, but tuberculosis confirmed histologically	ICD-9-CM	Diagnosis
010.96	Primary tuberculous infection, unspecified, tubercle bacilli not found by bacteriological or histological examination, but tuberculosis confirmed by other methods [inoculation of animals]	ICD-9-CM	Diagnosis
011	Pulmonary tuberculosis	ICD-9-CM	Diagnosis
011.0	Tuberculosis of lung, infiltrative	ICD-9-CM	Diagnosis
011.00	Tuberculosis of lung, infiltrative, confirmation unspecified	ICD-9-CM	Diagnosis
011.01	Tuberculosis of lung, infiltrative, bacteriological or histological examination not done	ICD-9-CM	Diagnosis
011.02	Tuberculosis of lung, infiltrative, bacteriological or histological examination unknown (at present)	ICD-9-CM	Diagnosis
011.03	Tuberculosis of lung, infiltrative, tubercle bacilli found (in sputum) by microscopy	ICD-9-CM	Diagnosis
011.04	Tuberculosis of lung, infiltrative, tubercle bacilli not found (in sputum) by microscopy, but found by bacterial culture	ICD-9-CM	Diagnosis
011.05	Tuberculosis of lung, infiltrative, tubercle bacilli not found by bacteriological examination, but tuberculosis confirmed histologically	ICD-9-CM	Diagnosis
011.06	Tuberculosis of lung, infiltrative, tubercle bacilli not found bacteriological or histological examination, but tuberculosis confirmed by other methods (inoculation of animals)	ICD-9-CM	Diagnosis
011.1	Tuberculosis of lung, nodular	ICD-9-CM	Diagnosis
011.10	Tuberculosis of lung, nodular, confirmation unspecified	ICD-9-CM	Diagnosis
011.11	Tuberculosis of lung, nodular, bacteriological or histological examination not done	ICD-9-CM	Diagnosis
011.12	Tuberculosis of lung, nodular, bacteriological or histological examination unknown (at present)	ICD-9-CM	Diagnosis
011.13	Tuberculosis of lung, nodular, tubercle bacilli found (in sputum) by microscopy	ICD-9-CM	Diagnosis
011.14	Tuberculosis of lung, nodular, tubercle bacilli not found (in sputum) by microscopy, but found by bacterial culture	ICD-9-CM	Diagnosis

Appendix E. International Classification of Diseases, Ninth and Tenth Revisions, Clinical Modification (ICD-9-CM and ICD-10-CM), Healthcare Common Procedure Coding System (HCPCS), and Current Procedural Terminology, Second, Third, and Fourth Editions (CPT-2, CPT-3, CPT-4) Codes Used to Define Baseline and Post-Index Characteristics in this Request

Code	Description	Code Type	Code Category
011.15	Tuberculosis of lung, nodular, tubercle bacilli not found by bacteriological examination, but tuberculosis confirmed histologically	ICD-9-CM	Diagnosis
011.16	Tuberculosis of lung, nodular, tubercle bacilli not found by bacteriological or histological examination, but tuberculosis confirmed by other methods [inoculation of animals]	ICD-9-CM	Diagnosis
011.2	Tuberculosis of lung with cavitation	ICD-9-CM	Diagnosis
011.20	Tuberculosis of lung with cavitation, confirmation unspecified	ICD-9-CM	Diagnosis
011.21	Tuberculosis of lung with cavitation, bacteriological or histological examination not done	ICD-9-CM	Diagnosis
011.22	Tuberculosis of lung with cavitation, bacteriological or histological examination unknown (at present)	ICD-9-CM	Diagnosis
011.23	Tuberculosis of lung with cavitation, tubercle bacilli found (in sputum) by microscopy	ICD-9-CM	Diagnosis
011.24	Tuberculosis of lung with cavitation, tubercle bacilli not found (in sputum) by microscopy, but found by bacterial culture	ICD-9-CM	Diagnosis
011.25	Tuberculosis of lung with cavitation, tubercle bacilli not found by bacteriological examination, but tuberculosis confirmed histologically	ICD-9-CM	Diagnosis
011.26	Tuberculosis of lung with cavitation, tubercle bacilli not found by bacteriological or histological examination, but tuberculosis confirmed by other methods [inoculation of animals]	ICD-9-CM	Diagnosis
011.3	Tuberculosis of bronchus	ICD-9-CM	Diagnosis
011.30	Tuberculosis of bronchus, confirmation unspecified	ICD-9-CM	Diagnosis
011.31	Tuberculosis of bronchus, bacteriological or histological examination not done	ICD-9-CM	Diagnosis
011.32	Tuberculosis of bronchus, bacteriological or histological examination unknown (at present)	ICD-9-CM	Diagnosis
011.33	Tuberculosis of bronchus, tubercle bacilli found (in sputum) by microscopy	ICD-9-CM	Diagnosis
011.34	Tuberculosis of bronchus, tubercle bacilli not found (in sputum) by microscopy, but found in bacterial culture	ICD-9-CM	Diagnosis
011.35	Tuberculosis of bronchus, tubercle bacilli not found by bacteriological examination, but tuberculosis confirmed histologically	ICD-9-CM	Diagnosis
011.36	Tuberculosis of bronchus, tubercle bacilli not found by bacteriological or histological examination, but tuberculosis confirmed by other methods [inoculation of animals]	ICD-9-CM	Diagnosis
011.4	Tuberculous fibrosis of lung	ICD-9-CM	Diagnosis
011.40	Tuberculous fibrosis of lung, confirmation unspecified	ICD-9-CM	Diagnosis
011.41	Tuberculous fibrosis of lung, bacteriological or histological examination not done	ICD-9-CM	Diagnosis
011.42	Tuberculous fibrosis of lung, bacteriological or histological examination unknown (at present)	ICD-9-CM	Diagnosis
011.43	Tuberculous fibrosis of lung, tubercle bacilli found (in sputum) by microscopy	ICD-9-CM	Diagnosis
011.44	Tuberculous fibrosis of lung, tubercle bacilli not found (in sputum) by microscopy, but found by bacterial culture	ICD-9-CM	Diagnosis
011.45	Tuberculous fibrosis of lung, tubercle bacilli not found by bacteriological examination, but tuberculosis confirmed histologically	ICD-9-CM	Diagnosis
011.46	Tuberculous fibrosis of lung, tubercle bacilli not found by bacteriological or histological examination, but tuberculosis confirmed by other methods [inoculation of animals]	ICD-9-CM	Diagnosis
011.5	Tuberculous bronchiectasis	ICD-9-CM	Diagnosis
011.50	Tuberculous bronchiectasis, confirmation unspecified	ICD-9-CM	Diagnosis

Appendix E. International Classification of Diseases, Ninth and Tenth Revisions, Clinical Modification (ICD-9-CM and ICD-10-CM), Healthcare Common Procedure Coding System (HCPCS), and Current Procedural Terminology, Second, Third, and Fourth Editions (CPT-2, CPT-3, CPT-4) Codes Used to Define Baseline and Post-Index Characteristics in this Request

Code	Description	Code Type	Code Category
011.51	Tuberculous bronchiectasis, bacteriological or histological examination not done	ICD-9-CM	Diagnosis
011.52	Tuberculous bronchiectasis, bacteriological or histological examination unknown (at present)	ICD-9-CM	Diagnosis
011.53	Tuberculous bronchiectasis, tubercle bacilli found (in sputum) by microscopy	ICD-9-CM	Diagnosis
011.54	Tuberculous bronchiectasis, tubercle bacilli not found (in sputum) by microscopy, but found by bacterial culture	ICD-9-CM	Diagnosis
011.55	Tuberculous bronchiectasis, tubercle bacilli not found by bacteriological examination, but tuberculosis confirmed histologically	ICD-9-CM	Diagnosis
011.56	Tuberculous bronchiectasis, tubercle bacilli not found by bacteriological or histological examination, but tuberculosis confirmed by other methods [inoculation of animals]	ICD-9-CM	Diagnosis
011.6	Tuberculous pneumonia (any form)	ICD-9-CM	Diagnosis
011.60	Tuberculous pneumonia (any form), confirmation unspecified	ICD-9-CM	Diagnosis
011.61	Tuberculous pneumonia (any form), bacteriological or histological examination not done	ICD-9-CM	Diagnosis
011.62	Tuberculous pneumonia (any form), bacteriological or histological examination unknown (at present)	ICD-9-CM	Diagnosis
011.63	Tuberculous pneumonia (any form), tubercle bacilli found (in sputum) by microscopy	ICD-9-CM	Diagnosis
011.64	Tuberculous pneumonia (any form), tubercle bacilli not found (in sputum) by microscopy, but found by bacterial culture	ICD-9-CM	Diagnosis
011.65	Tuberculous pneumonia (any form), tubercle bacilli not found by bacteriological examination, but tuberculosis confirmed histologically	ICD-9-CM	Diagnosis
011.66	Tuberculous pneumonia (any form), tubercle bacilli not found by bacteriological or histological examination, but tuberculosis confirmed by other methods [inoculation of animals]	ICD-9-CM	Diagnosis
011.7	Tuberculous pneumothorax	ICD-9-CM	Diagnosis
011.70	Tuberculous pneumothorax, confirmation unspecified	ICD-9-CM	Diagnosis
011.71	Tuberculous pneumothorax, bacteriological or histological examination not done	ICD-9-CM	Diagnosis
011.72	Tuberculous pneumothorax, bacteriological or histological examination unknown (at present)	ICD-9-CM	Diagnosis
011.73	Tuberculous pneumothorax, tubercle bacilli not found (in sputum) by microscopy	ICD-9-CM	Diagnosis
011.74	Tuberculous pneumothorax, tubercle bacilli not found (in sputum) by microscopy, but found by bacterial culture	ICD-9-CM	Diagnosis
011.75	Tuberculous pneumothorax, tubercle bacilli not found by bacteriological examination, but tuberculosis confirmed histologically	ICD-9-CM	Diagnosis
011.76	Tuberculous pneumothorax, tubercle bacilli not found by bacteriological or histological examination but tuberculosis confirmed by other methods [inoculation of animals]	ICD-9-CM	Diagnosis
011.8	Other specified pulmonary tuberculosis	ICD-9-CM	Diagnosis
011.80	Other specified pulmonary tuberculosis, confirmation unspecified	ICD-9-CM	Diagnosis
011.81	Other specified pulmonary tuberculosis, bacteriological or histological examination not done	ICD-9-CM	Diagnosis
011.82	Other specified pulmonary tuberculosis, bacteriological or histological examination unknown (at present)	ICD-9-CM	Diagnosis
011.83	Other specified pulmonary tuberculosis, tubercle bacilli found (in sputum) by microscopy	ICD-9-CM	Diagnosis

Appendix E. International Classification of Diseases, Ninth and Tenth Revisions, Clinical Modification (ICD-9-CM and ICD-10-CM), Healthcare Common Procedure Coding System (HCPCS), and Current Procedural Terminology, Second, Third, and Fourth Editions (CPT-2, CPT-3, CPT-4) Codes Used to Define Baseline and Post-Index Characteristics in this Request

Code	Description	Code Type	Code Category
011.84	Other specified pulmonary tuberculosis, tubercle bacilli not found (in sputum) by microscopy, but found by bacterial culture	ICD-9-CM	Diagnosis
011.85	Other specified pulmonary tuberculosis, tubercle bacilli not found by bacteriological examination, but tuberculosis confirmed histologically	ICD-9-CM	Diagnosis
011.86	Other specified pulmonary tuberculosis, tubercle bacilli not found by bacteriological or histological examination, but tuberculosis confirmed by other methods [inoculation of animals]	ICD-9-CM	Diagnosis
011.9	Unspecified pulmonary tuberculosis	ICD-9-CM	Diagnosis
011.90	Unspecified pulmonary tuberculosis, confirmation unspecified	ICD-9-CM	Diagnosis
011.91	Unspecified pulmonary tuberculosis, bacteriological or histological examination not done	ICD-9-CM	Diagnosis
011.92	Unspecified pulmonary tuberculosis, bacteriological or histological examination unknown (at present)	ICD-9-CM	Diagnosis
011.93	Unspecified pulmonary tuberculosis, tubercle bacilli found (in sputum) by microscopy	ICD-9-CM	Diagnosis
011.94	Unspecified pulmonary tuberculosis, tubercle bacilli not found (in sputum) by microscopy, but found by bacterial culture	ICD-9-CM	Diagnosis
011.95	Unspecified pulmonary tuberculosis, tubercle bacilli not found by bacteriological examination, but tuberculosis confirmed histologically	ICD-9-CM	Diagnosis
011.96	Unspecified pulmonary tuberculosis, tubercle bacilli not found by bacteriological or histological examination, but tuberculosis confirmed by other methods [inoculation of animals]	ICD-9-CM	Diagnosis
012	Other respiratory tuberculosis	ICD-9-CM	Diagnosis
012.0	Tuberculous pleurisy	ICD-9-CM	Diagnosis
012.00	Tuberculous pleurisy, confirmation unspecified	ICD-9-CM	Diagnosis
012.01	Tuberculous pleurisy, bacteriological or histological examination not done	ICD-9-CM	Diagnosis
012.02	Tuberculous pleurisy, bacteriological or histological examination unknown (at present)	ICD-9-CM	Diagnosis
012.03	Tuberculous pleurisy, tubercle bacilli found (in sputum) by microscopy	ICD-9-CM	Diagnosis
012.04	Tuberculous pleurisy, tubercle bacilli not found (in sputum) by microscopy, but found by bacterial culture	ICD-9-CM	Diagnosis
012.05	Tuberculous pleurisy, tubercle bacilli not found by bacteriological examination, but tuberculosis confirmed histologically	ICD-9-CM	Diagnosis
012.06	Tuberculous pleurisy, tubercle bacilli not found by bacteriological or histological	ICD-9-CM	Diagnosis
012.1	Tuberculosis of intrathoracic lymph nodes	ICD-9-CM	Diagnosis
012.10	Tuberculosis of intrathoracic lymph nodes, confirmation unspecified	ICD-9-CM	Diagnosis
012.11	Tuberculosis of intrathoracic lymph nodes, bacteriological or histological examination not done	ICD-9-CM	Diagnosis
012.12	Tuberculosis of intrathoracic lymph nodes, bacteriological or histological examination unknown (at present)	ICD-9-CM	Diagnosis
012.13	Tuberculosis of intrathoracic lymph nodes, tubercle bacilli found (in sputum) by microscopy	ICD-9-CM	Diagnosis
012.14	Tuberculosis of intrathoracic lymph nodes, tubercle bacilli not found (in sputum) by microscopy, but found by bacterial culture	ICD-9-CM	Diagnosis
012.15	Tuberculosis of intrathoracic lymph nodes, tubercle bacilli not found by bacteriological examination, but tuberculosis confirmed histologically	ICD-9-CM	Diagnosis

Appendix E. International Classification of Diseases, Ninth and Tenth Revisions, Clinical Modification (ICD-9-CM and ICD-10-CM), Healthcare Common Procedure Coding System (HCPCS), and Current Procedural Terminology, Second, Third, and Fourth Editions (CPT-2, CPT-3, CPT-4) Codes Used to Define Baseline and Post-Index Characteristics in this Request

Code	Description	Code Type	Code Category
012.16	Tuberculosis of intrathoracic lymph nodes, tubercle bacilli not found by bacteriological or histological examination but tuberculosis confirmed by other methods	ICD-9-CM	Diagnosis
012.2	Isolated tracheal or bronchial tuberculosis	ICD-9-CM	Diagnosis
012.20	Isolated tracheal or bronchial tuberculosis, unspecified	ICD-9-CM	Diagnosis
012.21	Isolated tracheal or bronchial tuberculosis, bacteriological or histological examination not done	ICD-9-CM	Diagnosis
012.22	Isolated tracheal or bronchial tuberculosis, bacteriological or histological examination unknown (at present)	ICD-9-CM	Diagnosis
012.23	Isolated tracheal or bronchial tuberculosis, tubercle bacilli found (in sputum) by microscopy	ICD-9-CM	Diagnosis
012.24	Isolated tracheal or bronchial tuberculosis, tubercle bacilli not found (in sputum) by microscopy, but found by bacterial culture	ICD-9-CM	Diagnosis
012.25	Isolated tracheal or bronchial tuberculosis, tubercle bacilli not found by bacteriological examination, but tuberculosis confirmed histologically	ICD-9-CM	Diagnosis
012.26	Isolated tracheal or bronchial tuberculosis, tubercle bacilli not found by bacteriological or histological examination, but tuberculosis confirmed by other methods [inoculation of animals]	ICD-9-CM	Diagnosis
012.3	Tuberculous laryngitis	ICD-9-CM	Diagnosis
012.30	Tuberculous laryngitis, confirmation unspecified	ICD-9-CM	Diagnosis
012.31	Tuberculous laryngitis, bacteriological or histological examination not done	ICD-9-CM	Diagnosis
012.32	Tuberculous laryngitis, bacteriological or histological examination unknown (at present)	ICD-9-CM	Diagnosis
012.33	Tuberculous laryngitis, tubercle bacilli found (in sputum) by microscopy	ICD-9-CM	Diagnosis
012.34	Tuberculous laryngitis, tubercle bacilli not found (in sputum) by microscopy, but found by bacterial culture	ICD-9-CM	Diagnosis
012.35	Tuberculous laryngitis, tubercle bacilli not found by bacteriological examination, but tuberculosis confirmed histologically	ICD-9-CM	Diagnosis
012.36	Tuberculous laryngitis, tubercle bacilli not found by bacteriological or histological	ICD-9-CM	Diagnosis
012.8	Other specified respiratory tuberculosis	ICD-9-CM	Diagnosis
012.80	Other specified respiratory tuberculosis, confirmation unspecified	ICD-9-CM	Diagnosis
012.81	Other specified respiratory tuberculosis, bacteriological or histological examination not done	ICD-9-CM	Diagnosis
012.82	Other specified respiratory tuberculosis, bacteriological or histological examination unknown (at present)	ICD-9-CM	Diagnosis
012.83	Other specified respiratory tuberculosis, tubercle bacilli found (in sputum) by microscopy	ICD-9-CM	Diagnosis
012.84	Other specified respiratory tuberculosis, tubercle bacilli not found (in sputum) by microscopy, but found by bacterial culture	ICD-9-CM	Diagnosis
012.85	Other specified respiratory tuberculosis, tubercle bacilli not found by bacteriological examination, but tuberculosis confirmed histologically	ICD-9-CM	Diagnosis
012.86	Other specified respiratory tuberculosis, tubercle bacilli not found by bacteriological or histological examination, but tuberculosis confirmed by other methods [inoculation of animals]	ICD-9-CM	Diagnosis
013	Tuberculosis of meninges and central nervous system	ICD-9-CM	Diagnosis
013.0	Tuberculous meningitis	ICD-9-CM	Diagnosis

Appendix E. International Classification of Diseases, Ninth and Tenth Revisions, Clinical Modification (ICD-9-CM and ICD-10-CM), Healthcare Common Procedure Coding System (HCPCS), and Current Procedural Terminology, Second, Third, and Fourth Editions (CPT-2, CPT-3, CPT-4) Codes Used to Define Baseline and Post-Index Characteristics in this Request

Code	Description	Code Type	Code Category
013.00	Tuberculous meningitis, confirmation unspecified	ICD-9-CM	Diagnosis
013.01	Tuberculous meningitis, bacteriological or histological examination not done	ICD-9-CM	Diagnosis
013.02	Tuberculous meningitis, bacteriological or histological examination unknown (at present)	ICD-9-CM	Diagnosis
013.03	Tuberculous meningitis, tubercle bacilli found (in sputum) by microscopy	ICD-9-CM	Diagnosis
013.04	Tuberculous meningitis, tubercle bacilli not found (in sputum) by microscopy, but found by bacterial culture	ICD-9-CM	Diagnosis
013.05	Tuberculous meningitis, tubercle bacilli not found by bacteriological examination, but tuberculosis confirmed histologically	ICD-9-CM	Diagnosis
013.06	Tuberculous meningitis, tubercle bacilli not found by bacteriological or histological	ICD-9-CM	Diagnosis
013.1	Tuberculoma of meninges	ICD-9-CM	Diagnosis
013.10	Tuberculoma of meninges, confirmation unspecified	ICD-9-CM	Diagnosis
013.11	Tuberculoma of meninges, bacteriological or histological examination not done	ICD-9-CM	Diagnosis
013.12	Tuberculoma of meninges, bacteriological or histological examination unknown (at present)	ICD-9-CM	Diagnosis
013.13	Tuberculoma of meninges, tubercle bacilli found (in sputum) by microscopy	ICD-9-CM	Diagnosis
013.14	Tuberculoma of meninges, tubercle bacilli not found (in sputum) by microscopy, but found by bacterial culture	ICD-9-CM	Diagnosis
013.15	Tuberculoma of meninges, tubercle bacilli not found by bacteriological examination, but tuberculosis confirmed histologically	ICD-9-CM	Diagnosis
013.16	Tuberculoma of meninges, tubercle bacilli not found by bacteriological or histological examination but tuberculosis confirmed by other methods [inoculation of animals]	ICD-9-CM	Diagnosis
013.2	Tuberculoma of brain	ICD-9-CM	Diagnosis
013.20	Tuberculoma of brain, confirmation unspecified	ICD-9-CM	Diagnosis
013.21	Tuberculoma of brain, bacteriological or histological examination not done	ICD-9-CM	Diagnosis
013.22	Tuberculoma of brain, bacteriological or histological examination unknown (at present)	ICD-9-CM	Diagnosis
013.23	Tuberculoma of brain, tubercle bacilli found (in sputum) by microscopy	ICD-9-CM	Diagnosis
013.24	Tuberculoma of brain, tubercle bacilli not found (in sputum) by microscopy, but found by bacterial culture	ICD-9-CM	Diagnosis
013.25	Tuberculoma of brain, tubercle bacilli not found by bacteriological examination, but tuberculosis confirmed histologically	ICD-9-CM	Diagnosis
013.26	Tuberculoma of brain, tubercle bacilli not found by bacteriological or histological	ICD-9-CM	Diagnosis
013.3	Tuberculous abscess of brain	ICD-9-CM	Diagnosis
013.30	Tuberculous abscess of brain, confirmation unspecified	ICD-9-CM	Diagnosis
013.31	Tuberculous abscess of brain, bacteriological or histological examination not done	ICD-9-CM	Diagnosis
013.32	Tuberculous abscess of brain, bacteriological or histological examination unknown (at present)	ICD-9-CM	Diagnosis
013.33	Tuberculous abscess of brain, tubercle bacilli found (in sputum) by microscopy	ICD-9-CM	Diagnosis
013.34	Tuberculous abscess of brain, tubercle bacilli not found (in sputum) by microscopy, but found by bacterial culture	ICD-9-CM	Diagnosis
013.35	Tuberculous abscess of brain, tubercle bacilli not found by bacteriological examination, but tuberculosis confirmed histologically	ICD-9-CM	Diagnosis
013.36	Tuberculous abscess of brain, tubercle bacilli not found by bacteriological or histological examination, but tuberculosis confirmed by other methods [inoculation of animals]	ICD-9-CM	Diagnosis

Appendix E. International Classification of Diseases, Ninth and Tenth Revisions, Clinical Modification (ICD-9-CM and ICD-10-CM), Healthcare Common Procedure Coding System (HCPCS), and Current Procedural Terminology, Second, Third, and Fourth Editions (CPT-2, CPT-3, CPT-4) Codes Used to Define Baseline and Post-Index Characteristics in this Request

Code	Description	Code Type	Code Category
013.4	Tuberculoma of spinal cord	ICD-9-CM	Diagnosis
013.40	Tuberculoma of spinal cord, confirmation unspecified	ICD-9-CM	Diagnosis
013.41	Tuberculoma of spinal cord, bacteriological or histological examination not done	ICD-9-CM	Diagnosis
013.42	Tuberculoma of spinal cord, bacteriological or histological examination unknown (at present)	ICD-9-CM	Diagnosis
013.43	Tuberculoma of spinal cord, tubercle bacilli found (in sputum) by microscopy	ICD-9-CM	Diagnosis
013.44	Tuberculoma of spinal cord, tubercle bacilli not found (in sputum) by microscopy, but found by bacterial culture	ICD-9-CM	Diagnosis
013.45	Tuberculoma of spinal cord, tubercle bacilli not found by bacteriological examination, but tuberculosis confirmed histologically	ICD-9-CM	Diagnosis
013.46	Tuberculoma of spinal cord, tubercle bacilli not found by bacteriological or histological examination, but tuberculosis confirmed by other methods [inoculation of animals]	ICD-9-CM	Diagnosis
013.5	Tuberculous abscess of spinal cord	ICD-9-CM	Diagnosis
013.50	Tuberculous abscess of spinal cord, confirmation unspecified	ICD-9-CM	Diagnosis
013.51	Tuberculous abscess of spinal cord, bacteriological or histological examination not done	ICD-9-CM	Diagnosis
013.52	Tuberculous abscess of spinal cord, bacteriological or histological examination unknown (at present)	ICD-9-CM	Diagnosis
013.53	Tuberculous abscess of spinal cord, tubercle bacilli found (in sputum) by microscopy	ICD-9-CM	Diagnosis
013.54	Tuberculous abscess of spinal cord, tubercle bacilli not found (in sputum) by microscopy, but found by bacterial culture	ICD-9-CM	Diagnosis
013.55	Tuberculous abscess of spinal cord, tubercle bacilli not found by bacteriological examination, but tuberculosis confirmed histologically	ICD-9-CM	Diagnosis
013.56	Tuberculous abscess of spinal cord, tubercle bacilli not found by bacteriological or histological examination, but tuberculosis confirmed by other methods [inoculation of animals]	ICD-9-CM	Diagnosis
013.6	Tuberculous encephalitis or myelitis	ICD-9-CM	Diagnosis
013.60	Tuberculous encephalitis or myelitis, confirmation unspecified	ICD-9-CM	Diagnosis
013.61	Tuberculous encephalitis or myelitis, bacteriological or histological examination not done	ICD-9-CM	Diagnosis
013.62	Tuberculous encephalitis or myelitis, bacteriological or histological examination unknown (at present)	ICD-9-CM	Diagnosis
013.63	Tuberculous encephalitis or myelitis, tubercle bacilli found (in sputum) by microscopy	ICD-9-CM	Diagnosis
013.64	Tuberculous encephalitis or myelitis, tubercle bacilli not found (in sputum) by microscopy, but found by bacterial culture	ICD-9-CM	Diagnosis
013.65	Tuberculous encephalitis or myelitis, tubercle bacilli not found by bacteriological examination, but tuberculosis confirmed histologically	ICD-9-CM	Diagnosis
013.66	Tuberculous encephalitis or myelitis, tubercle bacilli not found by bacteriological or histological examination, but tuberculosis confirmed by other methods [inoculation of animals]	ICD-9-CM	Diagnosis
013.8	Other specified tuberculosis of central nervous system	ICD-9-CM	Diagnosis
013.80	Other specified tuberculosis of central nervous system, confirmation unspecified	ICD-9-CM	Diagnosis
013.81	Other specified tuberculosis of central nervous system, bacteriological or histological examination not done	ICD-9-CM	Diagnosis

Appendix E. International Classification of Diseases, Ninth and Tenth Revisions, Clinical Modification (ICD-9-CM and ICD-10-CM), Healthcare Common Procedure Coding System (HCPCS), and Current Procedural Terminology, Second, Third, and Fourth Editions (CPT-2, CPT-3, CPT-4) Codes Used to Define Baseline and Post-Index Characteristics in this Request

Code	Description	Code Type	Code Category
013.82	Other specified tuberculosis of central nervous system, bacteriological or histological examination unknown (at present)	ICD-9-CM	Diagnosis
013.83	Other specified tuberculosis of central nervous system, tubercle bacilli found (in sputum) by microscopy	ICD-9-CM	Diagnosis
013.84	Other specified tuberculosis of central nervous system, tubercle bacilli not found (in sputum) by microscopy, but found by bacterial culture	ICD-9-CM	Diagnosis
013.85	Other specified tuberculosis of central nervous system, tubercle bacilli not found by bacteriological examination, but tuberculosis confirmed histologically	ICD-9-CM	Diagnosis
013.86	Other specified tuberculosis of central nervous system, tubercle bacilli not found by bacteriological or histological examination, but tuberculosis confirmed by other methods [inoculation of animals]	ICD-9-CM	Diagnosis
013.9	Unspecified tuberculosis of central nervous system	ICD-9-CM	Diagnosis
013.90	Unspecified tuberculosis of central nervous system, confirmation unspecified	ICD-9-CM	Diagnosis
013.91	Unspecified tuberculosis of central nervous system, bacteriological or histological examination not done	ICD-9-CM	Diagnosis
013.92	Unspecified tuberculosis of central nervous system, bacteriological or histological examination unknown (at present)	ICD-9-CM	Diagnosis
013.93	Unspecified tuberculosis of central nervous system, tubercle bacilli found (in sputum) by microscopy	ICD-9-CM	Diagnosis
013.94	Unspecified tuberculosis of central nervous system, tubercle bacilli not found (in sputum) by microscopy, but found by bacterial culture	ICD-9-CM	Diagnosis
013.95	Unspecified tuberculosis of central nervous system, tubercle bacilli not found by bacteriological examination, but tuberculosis confirmed histologically	ICD-9-CM	Diagnosis
013.96	Unspecified tuberculosis of central nervous system, tubercle bacilli not found by bacteriological or histological examination but tuberculosis confirmed by other methods [inoculation of animals]	ICD-9-CM	Diagnosis
014	Tuberculosis of intestines, peritoneum, and mesenteric glands	ICD-9-CM	Diagnosis
014.0	Tuberculous peritonitis	ICD-9-CM	Diagnosis
014.00	Tuberculous peritonitis, unspecified	ICD-9-CM	Diagnosis
014.01	Tuberculous peritonitis, bacteriological or histological examination not done	ICD-9-CM	Diagnosis
014.02	Tuberculous peritonitis, bacteriological or histological examination unknown (at present)	ICD-9-CM	Diagnosis
014.03	Tuberculous peritonitis, tubercle bacilli found (in sputum) by microscopy	ICD-9-CM	Diagnosis
014.04	Tuberculous peritonitis, tubercle bacilli not found (in sputum) by microscopy, but found by bacterial culture	ICD-9-CM	Diagnosis
014.05	Tuberculous peritonitis, tubercle bacilli not found by bacteriological examination, but tuberculosis confirmed histologically	ICD-9-CM	Diagnosis
014.06	Tuberculous peritonitis, tubercle bacilli not found by bacteriological or histological	ICD-9-CM	Diagnosis
014.8	Tuberculosis of intestines, peritoneum, and mesenteric glands, other	ICD-9-CM	Diagnosis
014.80	Tuberculosis of intestines, peritoneum, and mesenteric glands, other, confirmation unspecified	ICD-9-CM	Diagnosis
014.81	Tuberculosis of intestines, peritoneum, and mesenteric glands, other, bacteriological or histological examination not done	ICD-9-CM	Diagnosis

Appendix E. International Classification of Diseases, Ninth and Tenth Revisions, Clinical Modification (ICD-9-CM and ICD-10-CM), Healthcare Common Procedure Coding System (HCPCS), and Current Procedural Terminology, Second, Third, and Fourth Editions (CPT-2, CPT-3, CPT-4) Codes Used to Define Baseline and Post-Index Characteristics in this Request

Code	Description	Code Type	Code Category
014.82	Tuberculosis of intestines, peritoneum, and mesenteric glands, other, bacteriological or histological examination unknown (at present)	ICD-9-CM	Diagnosis
014.83	Tuberculosis of intestines, peritoneum, and mesenteric glands, other, tubercle bacilli found (in sputum) by microscopy	ICD-9-CM	Diagnosis
014.84	Tuberculosis of intestines, peritoneum, and mesenteric glands, other, tubercle bacilli not found (in sputum) by microscopy, but found by bacterial culture	ICD-9-CM	Diagnosis
014.85	Tuberculosis of intestines, peritoneum, and mesenteric glands, other, tubercle bacilli not found by bacteriological examination, but tuberculosis confirmed histologically	ICD-9-CM	Diagnosis
014.86	Tuberculosis of intestines, peritoneum, and mesenteric glands, other, tubercle bacilli not found by bacteriological or histological examination, but tuberculosis confirmed by other methods [inoculation of animals]	ICD-9-CM	Diagnosis
015	Tuberculosis of bones and joints	ICD-9-CM	Diagnosis
015.0	Tuberculosis of vertebral column	ICD-9-CM	Diagnosis
015.00	Tuberculosis of vertebral column, confirmation unspecified	ICD-9-CM	Diagnosis
015.01	Tuberculosis of vertebral column, bacteriological or histological examination not done	ICD-9-CM	Diagnosis
015.02	Tuberculosis of vertebral column, bacteriological or histological examination unknown (at present)	ICD-9-CM	Diagnosis
015.03	Tuberculosis of vertebral column, tubercle bacilli found (in sputum) by microscopy	ICD-9-CM	Diagnosis
015.04	Tuberculosis of vertebral column, tubercle bacilli not found (in sputum) by microscopy, but found by bacterial culture	ICD-9-CM	Diagnosis
015.05	Tuberculosis of vertebral column, tubercle bacilli not found by bacteriological examination, but tuberculosis confirmed histologically	ICD-9-CM	Diagnosis
015.06	Tuberculosis of vertebral column, tubercle bacilli not found by bacteriological or histological examination, but tuberculosis confirmed by other methods [inoculation of animals]	ICD-9-CM	Diagnosis
015.1	Tuberculosis of hip	ICD-9-CM	Diagnosis
015.10	Tuberculosis of hip, confirmation unspecified	ICD-9-CM	Diagnosis
015.11	Tuberculosis of hip, bacteriological or histological examination not done	ICD-9-CM	Diagnosis
015.12	Tuberculosis of hip, bacteriological or histological examination unknown (at present)	ICD-9-CM	Diagnosis
015.13	Tuberculosis of hip, tubercle bacilli found (in sputum) by microscopy	ICD-9-CM	Diagnosis
015.14	Tuberculosis of hip, tubercle bacilli not found (in sputum) by microscopy, but found by bacterial culture	ICD-9-CM	Diagnosis
015.15	Tuberculosis of hip, tubercle bacilli not found by bacteriological examination, but tuberculosis confirmed histologically	ICD-9-CM	Diagnosis
015.16	Tuberculosis of hip, tubercle bacilli not found by bacteriological or histological examination, but tuberculosis confirmed by other methods [inoculation of animals]	ICD-9-CM	Diagnosis
015.2	Tuberculosis of knee	ICD-9-CM	Diagnosis
015.20	Tuberculosis of knee, confirmation unspecified	ICD-9-CM	Diagnosis
015.21	Tuberculosis of knee, bacteriological or histological examination not done	ICD-9-CM	Diagnosis
015.22	Tuberculosis of knee, bacteriological or histological examination unknown (at present)	ICD-9-CM	Diagnosis
015.23	Tuberculosis of knee, tubercle bacilli found (in sputum) by microscopy	ICD-9-CM	Diagnosis
015.24	Tuberculosis of knee, tubercle bacilli not found (in sputum) by microscopy, but found by bacterial culture	ICD-9-CM	Diagnosis

Appendix E. International Classification of Diseases, Ninth and Tenth Revisions, Clinical Modification (ICD-9-CM and ICD-10-CM), Healthcare Common Procedure Coding System (HCPCS), and Current Procedural Terminology, Second, Third, and Fourth Editions (CPT-2, CPT-3, CPT-4) Codes Used to Define Baseline and Post-Index Characteristics in this Request

Code	Description	Code Type	Code Category
015.25	Tuberculosis of knee, tubercle bacilli not found by bacteriological examination, but tuberculosis confirmed histologically	ICD-9-CM	Diagnosis
015.26	Tuberculosis of knee, tubercle bacilli not found by bacteriological or histological examination, but tuberculosis confirmed by other methods [inoculation of animals]	ICD-9-CM	Diagnosis
015.5	Tuberculosis of limb bones	ICD-9-CM	Diagnosis
015.50	Tuberculosis of limb bones, confirmation unspecified	ICD-9-CM	Diagnosis
015.51	Tuberculosis of limb bones, bacteriological or histological examination not done	ICD-9-CM	Diagnosis
015.52	Tuberculosis of limb bones, bacteriological or histological examination unknown (at present)	ICD-9-CM	Diagnosis
015.53	Tuberculosis of limb bones, tubercle bacilli found (in sputum) by microscopy	ICD-9-CM	Diagnosis
015.54	Tuberculosis of limb bones, tubercle bacilli not found (in sputum) by microscopy, but found by bacterial culture	ICD-9-CM	Diagnosis
015.55	Tuberculosis of limb bones, tubercle bacilli not found by bacteriological examination, but tuberculosis confirmed histologically	ICD-9-CM	Diagnosis
015.56	Tuberculosis of limb bones, tubercle bacilli not found by bacteriological or histological examination, but tuberculosis confirmed by other methods [inoculation of animals]	ICD-9-CM	Diagnosis
015.6	Tuberculosis of mastoid	ICD-9-CM	Diagnosis
015.60	Tuberculosis of mastoid, confirmation unspecified	ICD-9-CM	Diagnosis
015.61	Tuberculosis of mastoid, bacteriological or histological examination not done	ICD-9-CM	Diagnosis
015.62	Tuberculosis of mastoid, bacteriological or histological examination unknown (at present)	ICD-9-CM	Diagnosis
015.63	Tuberculosis of mastoid, tubercle bacilli found (in sputum) by microscopy	ICD-9-CM	Diagnosis
015.64	Tuberculosis of mastoid, tubercle bacilli not found (in sputum) by microscopy, but found by bacterial culture	ICD-9-CM	Diagnosis
015.65	Tuberculosis of mastoid, tubercle bacilli not found by bacteriological examination, but tuberculosis confirmed histologically	ICD-9-CM	Diagnosis
015.66	Tuberculosis of mastoid, tubercle bacilli not found by bacteriological or histological examination but tuberculosis confirmed by other methods [inoculation of animals]	ICD-9-CM	Diagnosis
015.7	Tuberculosis of other specified bone	ICD-9-CM	Diagnosis
015.70	Tuberculosis of other specified bone, unspecified	ICD-9-CM	Diagnosis
015.71	Tuberculosis of other specified bone, bacteriological or histological examination not done	ICD-9-CM	Diagnosis
015.72	Tuberculosis of other specified bone, bacteriological or histological examination unknown (at present)	ICD-9-CM	Diagnosis
015.73	Tuberculosis of other specified bone, tubercle bacilli found (in sputum) by microscopy	ICD-9-CM	Diagnosis
015.74	Tuberculosis of other specified bone, tubercle bacilli not found (in sputum) by microscopy, but found by bacterial culture	ICD-9-CM	Diagnosis
015.75	Tuberculosis of other specified bone, tubercle bacilli not found by bacteriological examination, but tuberculosis confirmed histologically	ICD-9-CM	Diagnosis
015.76	Tuberculosis of other specified bone, tubercle bacilli not found by bacteriological or histological examination, but tuberculosis confirmed by other methods [inoculation of animals]	ICD-9-CM	Diagnosis
015.8	Tuberculosis of other specified joint	ICD-9-CM	Diagnosis
015.80	Tuberculosis of other specified joint, confirmation unspecified	ICD-9-CM	Diagnosis
015.81	Tuberculosis of other specified joint, bacteriological or histological examination not done	ICD-9-CM	Diagnosis

Appendix E. International Classification of Diseases, Ninth and Tenth Revisions, Clinical Modification (ICD-9-CM and ICD-10-CM), Healthcare Common Procedure Coding System (HCPCS), and Current Procedural Terminology, Second, Third, and Fourth Editions (CPT-2, CPT-3, CPT-4) Codes Used to Define Baseline and Post-Index Characteristics in this Request

Code	Description	Code Type	Code Category
015.82	Tuberculosis of other specified joint, bacteriological or histological examination unknown (at present)	ICD-9-CM	Diagnosis
015.83	Tuberculosis of other specified joint, tubercle bacilli found (in sputum) by microscopy	ICD-9-CM	Diagnosis
015.84	Tuberculosis of other specified joint, tubercle bacilli not found (in sputum) by microscopy, but found by bacterial culture	ICD-9-CM	Diagnosis
015.85	Tuberculosis of other specified joint, tubercle bacilli not found by bacteriological examination, but tuberculosis confirmed histologically	ICD-9-CM	Diagnosis
015.86	Tuberculosis of other specified joint, tubercle bacilli not found by bacteriological or histological examination, but tuberculosis confirmed by other methods [inoculation of animals]	ICD-9-CM	Diagnosis
015.9	Tuberculosis of unspecified bones and joints	ICD-9-CM	Diagnosis
015.90	Tuberculosis of unspecified bones and joints, confirmation unspecified	ICD-9-CM	Diagnosis
015.91	Tuberculosis of unspecified bones and joints, bacteriological or histological examination not done	ICD-9-CM	Diagnosis
015.92	Tuberculosis of unspecified bones and joints, bacteriological or histological examination unknown (at present)	ICD-9-CM	Diagnosis
015.93	Tuberculosis of unspecified bones and joints, tubercle bacilli found (in sputum) by microscopy	ICD-9-CM	Diagnosis
015.94	Tuberculosis of unspecified bones and joints, tubercle bacilli not found (in sputum) by microscopy, but found by bacterial culture	ICD-9-CM	Diagnosis
015.95	Tuberculosis of unspecified bones and joints, tubercle bacilli not found by bacteriological examination, but tuberculosis confirmed histologically	ICD-9-CM	Diagnosis
015.96	Tuberculosis of unspecified bones and joints, tubercle bacilli not found by bacteriological or histological examination, but tuberculosis confirmed by other methods [inoculation of animals]	ICD-9-CM	Diagnosis
016	Tuberculosis of genitourinary system	ICD-9-CM	Diagnosis
016.0	Tuberculosis of kidney	ICD-9-CM	Diagnosis
016.00	Tuberculosis of kidney, confirmation unspecified	ICD-9-CM	Diagnosis
016.01	Tuberculosis of kidney, bacteriological or histological examination not done	ICD-9-CM	Diagnosis
016.02	Tuberculosis of kidney, bacteriological or histological examination unknown (at present)	ICD-9-CM	Diagnosis
016.03	Tuberculosis of kidney, tubercle bacilli found (in sputum) by microscopy	ICD-9-CM	Diagnosis
016.04	Tuberculosis of kidney, tubercle bacilli not found (in sputum) by microscopy, but found by bacterial culture	ICD-9-CM	Diagnosis
016.05	Tuberculosis of kidney, tubercle bacilli not found by bacteriological examination, but tuberculosis confirmed histologically	ICD-9-CM	Diagnosis
016.06	Tuberculosis of kidney, tubercle bacilli not found by bacteriological or histological examination, but tuberculosis confirmed by other methods [inoculation of animals]	ICD-9-CM	Diagnosis
016.1	Tuberculosis of bladder	ICD-9-CM	Diagnosis
016.10	Tuberculosis of bladder, confirmation unspecified	ICD-9-CM	Diagnosis
016.11	Tuberculosis of bladder, bacteriological or histological examination not done	ICD-9-CM	Diagnosis
016.12	Tuberculosis of bladder, bacteriological or histological examination unknown (at present)	ICD-9-CM	Diagnosis
016.13	Tuberculosis of bladder, tubercle bacilli found (in sputum) by microscopy	ICD-9-CM	Diagnosis

Appendix E. International Classification of Diseases, Ninth and Tenth Revisions, Clinical Modification (ICD-9-CM and ICD-10-CM), Healthcare Common Procedure Coding System (HCPCS), and Current Procedural Terminology, Second, Third, and Fourth Editions (CPT-2, CPT-3, CPT-4) Codes Used to Define Baseline and Post-Index Characteristics in this Request

Code	Description	Code Type	Code Category
016.14	Tuberculosis of bladder, tubercle bacilli not found (in sputum) by microscopy, but found by bacterial culture	ICD-9-CM	Diagnosis
016.15	Tuberculosis of bladder, tubercle bacilli not found by bacteriological examination, but tuberculosis confirmed histologically	ICD-9-CM	Diagnosis
016.16	Tuberculosis of bladder, tubercle bacilli not found by bacteriological or histological examination, but tuberculosis confirmed by other methods [inoculation of animals]	ICD-9-CM	Diagnosis
016.2	Tuberculosis of ureter	ICD-9-CM	Diagnosis
016.20	Tuberculosis of ureter, confirmation unspecified	ICD-9-CM	Diagnosis
016.21	Tuberculosis of ureter, bacteriological or histological examination not done	ICD-9-CM	Diagnosis
016.22	Tuberculosis of ureter, bacteriological or histological examination unknown (at present)	ICD-9-CM	Diagnosis
016.23	Tuberculosis of ureter, tubercle bacilli found (in sputum) by microscopy	ICD-9-CM	Diagnosis
016.24	Tuberculosis of ureter, tubercle bacilli not found (in sputum) by microscopy, but found by bacterial culture	ICD-9-CM	Diagnosis
016.25	Tuberculosis of ureter, tubercle bacilli not found by bacteriological examination, but tuberculosis confirmed histologically	ICD-9-CM	Diagnosis
016.26	Tuberculosis of ureter, tubercle bacilli not found by bacteriological or histological examination, but tuberculosis confirmed by other methods [inoculation of animals]	ICD-9-CM	Diagnosis
016.3	Tuberculosis of other urinary organs	ICD-9-CM	Diagnosis
016.30	Tuberculosis of other urinary organs, confirmation unspecified	ICD-9-CM	Diagnosis
016.31	Tuberculosis of other urinary organs, bacteriological or histological examination not done	ICD-9-CM	Diagnosis
016.32	Tuberculosis of other urinary organs, bacteriological or histological examination unknown (at present)	ICD-9-CM	Diagnosis
016.33	Tuberculosis of other urinary organs, tubercle bacilli found (in sputum) by microscopy	ICD-9-CM	Diagnosis
016.34	Tuberculosis of other urinary organs, tubercle bacilli not found (in sputum) by microscopy, but found by bacterial culture	ICD-9-CM	Diagnosis
016.35	Tuberculosis of other urinary organs, tubercle bacilli not found by bacteriological examination, but tuberculosis confirmed histologically	ICD-9-CM	Diagnosis
016.36	Tuberculosis of other urinary organs, tubercle bacilli not found by bacteriological or histological examination, but tuberculosis confirmed by other methods [inoculation of animals]	ICD-9-CM	Diagnosis
016.4	Tuberculosis of epididymis	ICD-9-CM	Diagnosis
016.40	Tuberculosis of epididymis, confirmation unspecified	ICD-9-CM	Diagnosis
016.41	Tuberculosis of epididymis, bacteriological or histological examination not done	ICD-9-CM	Diagnosis
016.42	Tuberculosis of epididymis, bacteriological or histological examination unknown (at present)	ICD-9-CM	Diagnosis
016.43	Tuberculosis of epididymis, tubercle bacilli found (in sputum) by microscopy	ICD-9-CM	Diagnosis
016.44	Tuberculosis of epididymis, tubercle bacilli not found (in sputum) by microscopy, but found by bacterial culture	ICD-9-CM	Diagnosis
016.45	Tuberculosis of epididymis, tubercle bacilli not found by bacteriological examination, but tuberculosis confirmed histologically	ICD-9-CM	Diagnosis
016.46	Tuberculosis of epididymis, tubercle bacilli not found by bacteriological or histological examination, but tuberculosis confirmed by other methods [inoculation of animals]	ICD-9-CM	Diagnosis
016.5	Tuberculosis of other male genital organs	ICD-9-CM	Diagnosis

Appendix E. International Classification of Diseases, Ninth and Tenth Revisions, Clinical Modification (ICD-9-CM and ICD-10-CM), Healthcare Common Procedure Coding System (HCPCS), and Current Procedural Terminology, Second, Third, and Fourth Editions (CPT-2, CPT-3, CPT-4) Codes Used to Define Baseline and Post-Index Characteristics in this Request

Code	Description	Code Type	Code Category
016.50	Tuberculosis of other male genital organs, confirmation unspecified	ICD-9-CM	Diagnosis
016.51	Tuberculosis of other male genital organs, bacteriological or histological examination not done	ICD-9-CM	Diagnosis
016.52	Tuberculosis of other male genital organs, bacteriological or histological examination unknown (at present)	ICD-9-CM	Diagnosis
016.53	Tuberculosis of other male genital organs, tubercle bacilli found (in sputum) by microscopy	ICD-9-CM	Diagnosis
016.54	Tuberculosis of other male genital organs, tubercle bacilli not found (in sputum) by microscopy, but found by bacterial culture	ICD-9-CM	Diagnosis
016.55	Tuberculosis of other male genital organs, tubercle bacilli not found by bacteriological examination, but tuberculosis confirmed histologically	ICD-9-CM	Diagnosis
016.56	Tuberculosis of other male genital organs, tubercle bacilli not found by bacteriological or histological examination, but tuberculosis confirmed by other methods [inoculation of animals]	ICD-9-CM	Diagnosis
016.6	Tuberculous oophoritis and salpingitis	ICD-9-CM	Diagnosis
016.60	Tuberculous oophoritis and salpingitis, confirmation unspecified	ICD-9-CM	Diagnosis
016.61	Tuberculous oophoritis and salpingitis, bacteriological or histological examination not done	ICD-9-CM	Diagnosis
016.62	Tuberculous oophoritis and salpingitis, bacteriological or histological examination unknown (at present)	ICD-9-CM	Diagnosis
016.63	Tuberculous oophoritis and salpingitis, tubercle bacilli found (in sputum) by microscopy	ICD-9-CM	Diagnosis
016.64	Tuberculous oophoritis and salpingitis, tubercle bacilli not found (in sputum) by microscopy, but found by bacterial culture	ICD-9-CM	Diagnosis
016.65	Tuberculous oophoritis and salpingitis, tubercle bacilli not found by bacteriological examination, but tuberculosis confirmed histologically	ICD-9-CM	Diagnosis
016.66	Tuberculous oophoritis and salpingitis, tubercle bacilli not found by bacteriological or histological examination, but tuberculosis confirmed by other methods [inoculation of animals]	ICD-9-CM	Diagnosis
016.7	Tuberculosis of other female genital organs	ICD-9-CM	Diagnosis
016.70	Tuberculosis of other female genital organs, confirmation unspecified	ICD-9-CM	Diagnosis
016.71	Tuberculosis of other female genital organs, bacteriological or histological examination not done	ICD-9-CM	Diagnosis
016.72	Tuberculosis of other female genital organs, bacteriological or histological examination unknown (at present)	ICD-9-CM	Diagnosis
016.73	Tuberculosis of other female genital organs, tubercle bacilli found (in sputum) by microscopy	ICD-9-CM	Diagnosis
016.74	Tuberculosis of other female genital organs, tubercle bacilli not found (in sputum) by microscopy, but found by bacterial culture	ICD-9-CM	Diagnosis
016.75	Tuberculosis of other female genital organs, tubercle bacilli not found by bacteriological examination, but tuberculosis confirmed histologically	ICD-9-CM	Diagnosis
016.76	Tuberculosis of other female genital organs, tubercle bacilli not found by bacteriological or histological examination, but tuberculosis confirmed by other methods [inoculation of animals]	ICD-9-CM	Diagnosis
016.9	Genitourinary tuberculosis, unspecified	ICD-9-CM	Diagnosis

Appendix E. International Classification of Diseases, Ninth and Tenth Revisions, Clinical Modification (ICD-9-CM and ICD-10-CM), Healthcare Common Procedure Coding System (HCPCS), and Current Procedural Terminology, Second, Third, and Fourth Editions (CPT-2, CPT-3, CPT-4) Codes Used to Define Baseline and Post-Index Characteristics in this Request

Code	Description	Code Type	Code Category
016.90	Unspecified genitourinary tuberculosis, confirmation unspecified	ICD-9-CM	Diagnosis
016.91	Unspecified genitourinary tuberculosis, bacteriological or histological examination not done	ICD-9-CM	Diagnosis
016.92	Unspecified genitourinary tuberculosis, bacteriological or histological examination unknown (at present)	ICD-9-CM	Diagnosis
016.93	Unspecified genitourinary tuberculosis, tubercle bacilli found (in sputum) by microscopy	ICD-9-CM	Diagnosis
016.94	Unspecified genitourinary tuberculosis, tubercle bacilli not found (in sputum) by microscopy, but found by bacterial culture	ICD-9-CM	Diagnosis
016.95	Unspecified genitourinary tuberculosis, tubercle bacilli not found by bacteriological examination, but tuberculosis confirmed histologically	ICD-9-CM	Diagnosis
016.96	Unspecified genitourinary tuberculosis, tubercle bacilli not found by bacteriological or histological examination, but tuberculosis confirmed by other methods [inoculation of animals]	ICD-9-CM	Diagnosis
017	Tuberculosis of other organs	ICD-9-CM	Diagnosis
017.0	Tuberculosis of skin and subcutaneous cellular tissue	ICD-9-CM	Diagnosis
017.00	Tuberculosis of skin and subcutaneous cellular tissue, confirmation unspecified	ICD-9-CM	Diagnosis
017.01	Tuberculosis of skin and subcutaneous cellular tissue, bacteriological or histological examination not done	ICD-9-CM	Diagnosis
017.02	Tuberculosis of skin and subcutaneous cellular tissue, bacteriological or histological examination unknown (at present)	ICD-9-CM	Diagnosis
017.03	Tuberculosis of skin and subcutaneous cellular tissue, tubercle bacilli found (in sputum) by microscopy	ICD-9-CM	Diagnosis
017.04	Tuberculosis of skin and subcutaneous cellular tissue, tubercle bacilli not found (in sputum) by microscopy, but found by bacterial culture	ICD-9-CM	Diagnosis
017.05	Tuberculosis of skin and subcutaneous cellular tissue, tubercle bacilli not found by bacteriological examination, but tuberculosis confirmed histologically	ICD-9-CM	Diagnosis
017.06	Tuberculosis of skin and subcutaneous cellular tissue, tubercle bacilli not found by bacteriological or histological examination, but tuberculosis confirmed by other methods [inoculation of animals]	ICD-9-CM	Diagnosis
017.1	Erythema nodosum with hypersensitivity reaction in tuberculosis	ICD-9-CM	Diagnosis
017.10	Erythema nodosum with hypersensitivity reaction in tuberculosis, confirmation unspecified	ICD-9-CM	Diagnosis
017.11	Erythema nodosum with hypersensitivity reaction in tuberculosis, bacteriological or histological examination not done	ICD-9-CM	Diagnosis
017.12	Erythema nodosum with hypersensitivity reaction in tuberculosis, bacteriological or histological examination unknown (at present)	ICD-9-CM	Diagnosis
017.13	Erythema nodosum with hypersensitivity reaction in tuberculosis, tubercle bacilli found (in sputum) by microscopy	ICD-9-CM	Diagnosis
017.14	Erythema nodosum with hypersensitivity reaction in tuberculosis, tubercle bacilli not found (in sputum) by microscopy, but found by bacterial culture	ICD-9-CM	Diagnosis
017.15	Erythema nodosum with hypersensitivity reaction in tuberculosis, tubercle bacilli not found by bacteriological examination, but tuberculosis confirmed histologically	ICD-9-CM	Diagnosis

Appendix E. International Classification of Diseases, Ninth and Tenth Revisions, Clinical Modification (ICD-9-CM and ICD-10-CM), Healthcare Common Procedure Coding System (HCPCS), and Current Procedural Terminology, Second, Third, and Fourth Editions (CPT-2, CPT-3, CPT-4) Codes Used to Define Baseline and Post-Index Characteristics in this Request

Code	Description	Code Type	Code Category
017.16	Erythema nodosum with hypersensitivity reaction in tuberculosis, tubercle bacilli not found by bacteriological or histological examination, but tuberculosis confirmed by other methods [inoculation of animals]	ICD-9-CM	Diagnosis
017.2	Tuberculosis of peripheral lymph nodes	ICD-9-CM	Diagnosis
017.20	Tuberculosis of peripheral lymph nodes, confirmation unspecified	ICD-9-CM	Diagnosis
017.21	Tuberculosis of peripheral lymph nodes, bacteriological or histological examination not done	ICD-9-CM	Diagnosis
017.22	Tuberculosis of peripheral lymph nodes, bacteriological or histological examination unknown (at present)	ICD-9-CM	Diagnosis
017.23	Tuberculosis of peripheral lymph nodes, tubercle bacilli found (in sputum) by microscopy	ICD-9-CM	Diagnosis
017.24	Tuberculosis of peripheral lymph nodes, tubercle bacilli not found (in sputum) by microscopy, but found by bacterial culture	ICD-9-CM	Diagnosis
017.25	Tuberculosis of peripheral lymph nodes, tubercle bacilli not found by bacteriological examination, but tuberculosis confirmed histologically	ICD-9-CM	Diagnosis
017.26	Tuberculosis of peripheral lymph nodes, tubercle bacilli not found by bacteriological or histological examination, but tuberculosis confirmed by other methods [inoculation of animals]	ICD-9-CM	Diagnosis
017.3	Tuberculosis of eye	ICD-9-CM	Diagnosis
017.30	Tuberculosis of eye, confirmation unspecified	ICD-9-CM	Diagnosis
017.31	Tuberculosis of eye, bacteriological or histological examination not done	ICD-9-CM	Diagnosis
017.32	Tuberculosis of eye, bacteriological or histological examination unknown (at present)	ICD-9-CM	Diagnosis
017.33	Tuberculosis of eye, tubercle bacilli found (in sputum) by microscopy	ICD-9-CM	Diagnosis
017.34	Tuberculosis of eye, tubercle bacilli not found (in sputum) by microscopy, but found by bacterial culture	ICD-9-CM	Diagnosis
017.35	Tuberculosis of eye, tubercle bacilli not found by bacteriological examination, but tuberculosis confirmed histologically	ICD-9-CM	Diagnosis
017.36	Tuberculosis of eye, tubercle bacilli not found by bacteriological or histological examination, but tuberculosis confirmed by other methods [inoculation of animals]	ICD-9-CM	Diagnosis
017.4	Tuberculosis of ear	ICD-9-CM	Diagnosis
017.40	Tuberculosis of ear, confirmation unspecified	ICD-9-CM	Diagnosis
017.41	Tuberculosis of ear, bacteriological or histological examination not done	ICD-9-CM	Diagnosis
017.42	Tuberculosis of ear, bacteriological or histological examination unknown (at present)	ICD-9-CM	Diagnosis
017.43	Tuberculosis of ear, tubercle bacilli found (in sputum) by microscopy	ICD-9-CM	Diagnosis
017.44	Tuberculosis of ear, tubercle bacilli not found (in sputum) by microscopy, but found by bacterial culture	ICD-9-CM	Diagnosis
017.45	Tuberculosis of ear, tubercle bacilli not found by bacteriological examination, but tuberculosis confirmed histologically	ICD-9-CM	Diagnosis
017.46	Tuberculosis of ear, tubercle bacilli not found by bacteriological or histological examination, but tuberculosis confirmed by other methods [inoculation of animals]	ICD-9-CM	Diagnosis
017.5	Tuberculosis of thyroid gland	ICD-9-CM	Diagnosis
017.50	Tuberculosis of thyroid gland, confirmation unspecified	ICD-9-CM	Diagnosis
017.51	Tuberculosis of thyroid gland, bacteriological or histological examination not done	ICD-9-CM	Diagnosis

Appendix E. International Classification of Diseases, Ninth and Tenth Revisions, Clinical Modification (ICD-9-CM and ICD-10-CM), Healthcare Common Procedure Coding System (HCPCS), and Current Procedural Terminology, Second, Third, and Fourth Editions (CPT-2, CPT-3, CPT-4) Codes Used to Define Baseline and Post-Index Characteristics in this Request

Code	Description	Code Type	Code Category
017.52	Tuberculosis of thyroid gland, bacteriological or histological examination unknown (at present)	ICD-9-CM	Diagnosis
017.53	Tuberculosis of thyroid gland, tubercle bacilli found (in sputum) by microscopy	ICD-9-CM	Diagnosis
017.54	Tuberculosis of thyroid gland, tubercle bacilli not found (in sputum) by microscopy, but found by bacterial culture	ICD-9-CM	Diagnosis
017.55	Tuberculosis of thyroid gland, tubercle bacilli not found by bacteriological examination, but tuberculosis confirmed histologically	ICD-9-CM	Diagnosis
017.56	Tuberculosis of thyroid gland, tubercle bacilli not found by bacteriological or histological examination, but tuberculosis confirmed by other methods [inoculation of animals]	ICD-9-CM	Diagnosis
017.6	Tuberculosis of adrenal glands	ICD-9-CM	Diagnosis
017.60	Tuberculosis of adrenal glands, confirmation unspecified	ICD-9-CM	Diagnosis
017.61	Tuberculosis of adrenal glands, bacteriological or histological examination not done	ICD-9-CM	Diagnosis
017.62	Tuberculosis of adrenal glands, bacteriological or histological examination unknown (at present)	ICD-9-CM	Diagnosis
017.63	Tuberculosis of adrenal glands, tubercle bacilli found (in sputum) by microscopy	ICD-9-CM	Diagnosis
017.64	Tuberculosis of adrenal glands, tubercle bacilli not found (in sputum) by microscopy, but found by bacterial culture	ICD-9-CM	Diagnosis
017.65	Tuberculosis of adrenal glands, tubercle bacilli not found by bacteriological examination, but tuberculosis confirmed histologically	ICD-9-CM	Diagnosis
017.66	Tuberculosis of adrenal glands, tubercle bacilli not found by bacteriological or histological examination, but tuberculosis confirmed by other methods [inoculation of animals]	ICD-9-CM	Diagnosis
017.7	Tuberculosis of spleen	ICD-9-CM	Diagnosis
017.70	Tuberculosis of spleen, confirmation unspecified	ICD-9-CM	Diagnosis
017.71	Tuberculosis of spleen, bacteriological or histological examination not done	ICD-9-CM	Diagnosis
017.72	Tuberculosis of spleen, bacteriological or histological examination unknown (at present)	ICD-9-CM	Diagnosis
017.73	Tuberculosis of spleen, tubercle bacilli found (in sputum) by microscopy	ICD-9-CM	Diagnosis
017.74	Tuberculosis of spleen, tubercle bacilli not found (in sputum) by microscopy, but found by bacterial culture	ICD-9-CM	Diagnosis
017.75	Tuberculosis of spleen, tubercle bacilli not found by bacteriological examination, but tuberculosis confirmed histologically	ICD-9-CM	Diagnosis
017.76	Tuberculosis of spleen, tubercle bacilli not found by bacteriological or histological examination, but tuberculosis confirmed by other methods [inoculation of animals]	ICD-9-CM	Diagnosis
017.8	Tuberculosis of esophagus	ICD-9-CM	Diagnosis
017.80	Tuberculosis of esophagus, confirmation unspecified	ICD-9-CM	Diagnosis
017.81	Tuberculosis of esophagus, bacteriological or histological examination not done	ICD-9-CM	Diagnosis
017.82	Tuberculosis of esophagus, bacteriological or histological examination unknown (at present)	ICD-9-CM	Diagnosis
017.83	Tuberculosis of esophagus, tubercle bacilli found (in sputum) by microscopy	ICD-9-CM	Diagnosis
017.84	Tuberculosis of esophagus, tubercle bacilli not found (in sputum) by microscopy, but found by bacterial culture	ICD-9-CM	Diagnosis
017.85	Tuberculosis of esophagus, tubercle bacilli not found by bacteriological examination, but tuberculosis confirmed histologically	ICD-9-CM	Diagnosis
017.86	Tuberculosis of esophagus, tubercle bacilli not found by bacteriological or histological examination, but tuberculosis confirmed by other methods [inoculation of animals]	ICD-9-CM	Diagnosis

Appendix E. International Classification of Diseases, Ninth and Tenth Revisions, Clinical Modification (ICD-9-CM and ICD-10-CM), Healthcare Common Procedure Coding System (HCPCS), and Current Procedural Terminology, Second, Third, and Fourth Editions (CPT-2, CPT-3, CPT-4) Codes Used to Define Baseline and Post-Index Characteristics in this Request

Code	Description	Code Type	Code Category
017.9	Tuberculosis of other specified organs	ICD-9-CM	Diagnosis
017.90	Tuberculosis of other specified organs, confirmation unspecified	ICD-9-CM	Diagnosis
017.91	Tuberculosis of other specified organs, bacteriological or histological examination not done	ICD-9-CM	Diagnosis
017.92	Tuberculosis of other specified organs, bacteriological or histological examination unknown (at present)	ICD-9-CM	Diagnosis
017.93	Tuberculosis of other specified organs, tubercle bacilli found (in sputum) by microscopy	ICD-9-CM	Diagnosis
017.94	Tuberculosis of other specified organs, tubercle bacilli not found (in sputum) by microscopy, but found by bacterial culture	ICD-9-CM	Diagnosis
017.95	Tuberculosis of other specified organs, tubercle bacilli not found by bacteriological examination, but tuberculosis confirmed histologically	ICD-9-CM	Diagnosis
017.96	Tuberculosis of other specified organs, tubercle bacilli not found by bacteriological or histological examination but tuberculosis confirmed by other methods [inoculation of animals]	ICD-9-CM	Diagnosis
018	Miliary tuberculosis	ICD-9-CM	Diagnosis
018.0	Acute miliary tuberculosis	ICD-9-CM	Diagnosis
018.00	Acute miliary tuberculosis, unspecified	ICD-9-CM	Diagnosis
018.01	Acute miliary tuberculosis, bacteriological or histological examination not done	ICD-9-CM	Diagnosis
018.02	Acute miliary tuberculosis, bacteriological or histological examination unknown (at present)	ICD-9-CM	Diagnosis
018.03	Acute miliary tuberculosis, tubercle bacilli found (in sputum) by microscopy	ICD-9-CM	Diagnosis
018.04	Acute miliary tuberculosis, tubercle bacilli not found (in sputum) by microscopy, but found by bacterial culture	ICD-9-CM	Diagnosis
018.05	Acute miliary tuberculosis, tubercle bacilli not found by bacteriological examination, but tuberculosis confirmed histologically	ICD-9-CM	Diagnosis
018.06	Acute miliary tuberculosis, tubercle bacilli not found by bacteriological or histological examination, but tuberculosis confirmed by other methods [inoculation of animals]	ICD-9-CM	Diagnosis
018.8	Other specified miliary tuberculosis	ICD-9-CM	Diagnosis
018.80	Other specified miliary tuberculosis, confirmation unspecified	ICD-9-CM	Diagnosis
018.81	Other specified miliary tuberculosis, bacteriological or histological examination not done	ICD-9-CM	Diagnosis
018.82	Other specified miliary tuberculosis, bacteriological or histological examination unknown (at present)	ICD-9-CM	Diagnosis
018.83	Other specified miliary tuberculosis, tubercle bacilli found (in sputum) by microscopy	ICD-9-CM	Diagnosis
018.84	Other specified miliary tuberculosis, tubercle bacilli not found (in sputum) by microscopy, but found by bacterial culture	ICD-9-CM	Diagnosis
018.85	Other specified miliary tuberculosis, tubercle bacilli not found by bacteriological examination, but tuberculosis confirmed histologically	ICD-9-CM	Diagnosis
018.86	Other specified miliary tuberculosis, tubercle bacilli not found by bacteriological or histological examination, but tuberculosis confirmed by other methods [inoculation of animals]	ICD-9-CM	Diagnosis
018.9	Unspecified miliary tuberculosis	ICD-9-CM	Diagnosis
018.90	Unspecified miliary tuberculosis, unspecified	ICD-9-CM	Diagnosis
018.91	Unspecified miliary tuberculosis, bacteriological or histological examination not done	ICD-9-CM	Diagnosis
018.92	Unspecified miliary tuberculosis, bacteriological or histological examination unknown (at present)	ICD-9-CM	Diagnosis

Appendix E. International Classification of Diseases, Ninth and Tenth Revisions, Clinical Modification (ICD-9-CM and ICD-10-CM), Healthcare Common Procedure Coding System (HCPCS), and Current Procedural Terminology, Second, Third, and Fourth Editions (CPT-2, CPT-3, CPT-4) Codes Used to Define Baseline and Post-Index Characteristics in this Request

Code	Description	Code Type	Code Category
018.93	Unspecified miliary tuberculosis, tubercle bacilli found (in sputum) by microscopy	ICD-9-CM	Diagnosis
018.94	Unspecified miliary tuberculosis, tubercle bacilli not found (in sputum) by microscopy, but found by bacterial culture	ICD-9-CM	Diagnosis
018.95	Unspecified miliary tuberculosis, tubercle bacilli not found by bacteriological examination, but tuberculosis confirmed histologically	ICD-9-CM	Diagnosis
018.96	Unspecified miliary tuberculosis, tubercle bacilli not found by bacteriological or histological examination, but tuberculosis confirmed by other methods [inoculation of animals]	ICD-9-CM	Diagnosis
A15	Respiratory tuberculosis	ICD-10-CM	Diagnosis
A15.0	Tuberculosis of lung	ICD-10-CM	Diagnosis
A15.4	Tuberculosis of intrathoracic lymph nodes	ICD-10-CM	Diagnosis
A15.5	Tuberculosis of larynx, trachea and bronchus	ICD-10-CM	Diagnosis
A15.6	Tuberculous pleurisy	ICD-10-CM	Diagnosis
A15.7	Primary respiratory tuberculosis	ICD-10-CM	Diagnosis
A15.8	Other respiratory tuberculosis	ICD-10-CM	Diagnosis
A15.9	Respiratory tuberculosis unspecified	ICD-10-CM	Diagnosis
A17	Tuberculosis of nervous system	ICD-10-CM	Diagnosis
A17.0	Tuberculous meningitis	ICD-10-CM	Diagnosis
A17.1	Meningeal tuberculoma	ICD-10-CM	Diagnosis
A17.8	Other tuberculosis of nervous system	ICD-10-CM	Diagnosis
A17.81	Tuberculoma of brain and spinal cord	ICD-10-CM	Diagnosis
A17.82	Tuberculous meningoencephalitis	ICD-10-CM	Diagnosis
A17.83	Tuberculous neuritis	ICD-10-CM	Diagnosis
A17.89	Other tuberculosis of nervous system	ICD-10-CM	Diagnosis
A17.9	Tuberculosis of nervous system, unspecified	ICD-10-CM	Diagnosis
A18	Tuberculosis of other organs	ICD-10-CM	Diagnosis
A18.0	Tuberculosis of bones and joints	ICD-10-CM	Diagnosis
A18.01	Tuberculosis of spine	ICD-10-CM	Diagnosis
A18.02	Tuberculous arthritis of other joints	ICD-10-CM	Diagnosis
A18.03	Tuberculosis of other bones	ICD-10-CM	Diagnosis
A18.09	Other musculoskeletal tuberculosis	ICD-10-CM	Diagnosis
A18.1	Tuberculosis of genitourinary system	ICD-10-CM	Diagnosis
A18.10	Tuberculosis of genitourinary system, unspecified	ICD-10-CM	Diagnosis
A18.11	Tuberculosis of kidney and ureter	ICD-10-CM	Diagnosis
A18.12	Tuberculosis of bladder	ICD-10-CM	Diagnosis
A18.13	Tuberculosis of other urinary organs	ICD-10-CM	Diagnosis
A18.14	Tuberculosis of prostate	ICD-10-CM	Diagnosis
A18.15	Tuberculosis of other male genital organs	ICD-10-CM	Diagnosis
A18.16	Tuberculosis of cervix	ICD-10-CM	Diagnosis
A18.17	Tuberculous female pelvic inflammatory disease	ICD-10-CM	Diagnosis
A18.18	Tuberculosis of other female genital organs	ICD-10-CM	Diagnosis
A18.2	Tuberculous peripheral lymphadenopathy	ICD-10-CM	Diagnosis
A18.3	Tuberculosis of intestines, peritoneum and mesenteric glands	ICD-10-CM	Diagnosis
A18.31	Tuberculous peritonitis	ICD-10-CM	Diagnosis

Appendix E. International Classification of Diseases, Ninth and Tenth Revisions, Clinical Modification (ICD-9-CM and ICD-10-CM), Healthcare Common Procedure Coding System (HCPCS), and Current Procedural Terminology, Second, Third, and Fourth Editions (CPT-2, CPT-3, CPT-4) Codes Used to Define Baseline and Post-Index Characteristics in this Request

Code	Description	Code Type	Code Category
A18.32	Tuberculous enteritis	ICD-10-CM	Diagnosis
A18.39	Retroperitoneal tuberculosis	ICD-10-CM	Diagnosis
A18.4	Tuberculosis of skin and subcutaneous tissue	ICD-10-CM	Diagnosis
A18.5	Tuberculosis of eye	ICD-10-CM	Diagnosis
A18.50	Tuberculosis of eye, unspecified	ICD-10-CM	Diagnosis
A18.51	Tuberculous episcleritis	ICD-10-CM	Diagnosis
A18.52	Tuberculous keratitis	ICD-10-CM	Diagnosis
A18.53	Tuberculous chorioretinitis	ICD-10-CM	Diagnosis
A18.54	Tuberculous iridocyclitis	ICD-10-CM	Diagnosis
A18.59	Other tuberculosis of eye	ICD-10-CM	Diagnosis
A18.6	Tuberculosis of (inner) (middle) ear	ICD-10-CM	Diagnosis
A18.7	Tuberculosis of adrenal glands	ICD-10-CM	Diagnosis
A18.8	Tuberculosis of other specified organs	ICD-10-CM	Diagnosis
A18.81	Tuberculosis of thyroid gland	ICD-10-CM	Diagnosis
A18.82	Tuberculosis of other endocrine glands	ICD-10-CM	Diagnosis
A18.83	Tuberculosis of digestive tract organs, not elsewhere classified	ICD-10-CM	Diagnosis
A18.84	Tuberculosis of heart	ICD-10-CM	Diagnosis
A18.85	Tuberculosis of spleen	ICD-10-CM	Diagnosis
A18.89	Tuberculosis of other sites	ICD-10-CM	Diagnosis
A19	Miliary tuberculosis	ICD-10-CM	Diagnosis
A19.0	Acute miliary tuberculosis of a single specified site	ICD-10-CM	Diagnosis
A19.1	Acute miliary tuberculosis of multiple sites	ICD-10-CM	Diagnosis
A19.2	Acute miliary tuberculosis, unspecified	ICD-10-CM	Diagnosis
A19.8	Other miliary tuberculosis	ICD-10-CM	Diagnosis
A19.9	Miliary tuberculosis, unspecified	ICD-10-CM	Diagnosis
Tuberculin Skin Test			
V74.1	Screening examination for pulmonary tuberculosis	ICD-9-CM	Procedure
795.51	Nonspecific reaction to tuberculin skin test without active tuberculosis	ICD-9-CM	Diagnosis
Z11.1	Encounter for screening for respiratory tuberculosis	ICD-10-CM	Diagnosis
R76.11	Nonspecific reaction to tuberculin skin test without active tuberculosis	ICD-10-CM	Diagnosis
3455F	TB screening performed and results interpreted within six months prior to initiation of first-time biologic disease modifying anti-rheumatic drug therapy for RA (RA)	CPT-2	Procedure
3510F	Documentation that tuberculosis (TB) screening test performed and results interpreted (HIV) (IBD)	CPT-2	Procedure
86580	Skin test; tuberculosis, intradermal	CPT-4	Procedure
86585	Skin test; tuberculosis, tine test	CPT-4	Procedure
99211	Office or other outpatient visit for the evaluation and management of an established patient, that may not require the presence of a physician or other qualified health care professional. Usually, the presenting problem(s) are minimal. Typically, 5 minutes are spent performing or supervising these services.	CPT-4	Procedure
G9359	Documentation of negative or managed positive TB screen with further evidence that TB is not active within one year of patient visit	HCPCS	Procedure

Appendix E. International Classification of Diseases, Ninth and Tenth Revisions, Clinical Modification (ICD-9-CM and ICD-10-CM), Healthcare Common Procedure Coding System (HCPCS), and Current Procedural Terminology, Second, Third, and Fourth Editions (CPT-2, CPT-3, CPT-4) Codes Used to Define Baseline and Post-Index Characteristics in this Request

Code	Description	Code Type	Code Category
M1003	TB screening performed and results interpreted within 12 months prior to initiation of first-time biologic disease modifying antirheumatic drug therapy for RA	HCPCS	Procedure
G9360	No documentation of negative or managed positive TB screen	HCPCS	Procedure
G9932	Documentation of patient reason(s) for not having records of negative or managed positive TB screen (e.g., patient does not return for Mantoux (PPD) skin test evaluation)	HCPCS	Procedure
M1004	Documentation of medical reason for not screening for TB or interpreting results (i.e., patient positive for TB and documentation of past treatment; patient who has recently completed a course of anti-TB therapy)	HCPCS	Procedure
M1005	TB screening not performed or results not interpreted, reason not given	HCPCS	Procedure
Tuberculin Skin Test Result			
795.51	Nonspecific reaction to tuberculin skin test without active tuberculosis	ICD-9-CM	Diagnosis
R76.11	Nonspecific reaction to tuberculin skin test without active tuberculosis	ICD-10-CM	Diagnosis
3455F	TB screening performed and results interpreted within six months prior to initiation of first-time biologic disease modifying anti-rheumatic drug therapy for RA (RA)	CPT-2	Procedure
3510F	Documentation that tuberculosis (TB) screening test performed and results interpreted (HIV) (IBD)	CPT-2	Procedure
99211	Office or other outpatient visit for the evaluation and management of an established patient, that may not require the presence of a physician or other qualified health care professional. Usually, the presenting problem(s) are minimal. Typically, 5 minutes are spent performing or supervising these services.	CPT-4	Procedure
G9359	Documentation of negative or managed positive TB screen with further evidence that TB is not active within one year of patient visit	HCPCS	Procedure
M1003	TB screening performed and results interpreted within 12 months prior to initiation of first-time biologic disease modifying antirheumatic drug therapy for RA	HCPCS	Procedure
G9360	No documentation of negative or managed positive TB screen	HCPCS	Procedure
G9932	Documentation of patient reason(s) for not having records of negative or managed positive TB screen (e.g., patient does not return for Mantoux (PPD) skin test evaluation)	HCPCS	Procedure
M1004	Documentation of medical reason for not screening for TB or interpreting results (i.e., patient positive for TB and documentation of past treatment; patient who has recently completed a course of anti-TB therapy)	HCPCS	Procedure
M1005	TB screening not performed or results not interpreted, reason not given	HCPCS	Procedure
Interferon Gamma Release Assay			
0010T	Tuberculosis test, cell mediated immunity measurement of gamma interferon antigen response	CPT-3	Procedure
86480	Tuberculosis test, cell mediated immunity antigen response measurement; gamma interferon	CPT-4	Procedure
86481	Tuberculosis test, cell mediated immunity antigen response measurement; enumeration of gamma interferon-producing T-cells in cell suspension	CPT-4	Procedure
795.52	Nonspecific reaction to cell mediated immunity measurement of gamma interferon antigen response without active tuberculosis	ICD-9-CM	Diagnosis
R76.12	Nonspecific reaction to cell mediated immunity measurement of gamma interferon antigen response without active tuberculosis	ICD-10-CM	Diagnosis

Appendix E. International Classification of Diseases, Ninth and Tenth Revisions, Clinical Modification (ICD-9-CM and ICD-10-CM), Healthcare Common Procedure Coding System (HCPCS), and Current Procedural Terminology, Second, Third, and Fourth Editions (CPT-2, CPT-3, CPT-4) Codes Used to Define Baseline and Post-Index Characteristics in this Request

Code	Description	Code Type	Code Category
Sputum Culture			
90.42	Culture of specimen from trachea, bronchus, pleura, lung, and other thoracic specimen, and of sputum	ICD-9-CM	Procedure
90.43	Culture and sensitivity of specimen from trachea, bronchus, pleura, lung, and other thoracic specimen, and of sputum	ICD-9-CM	Procedure
87116	Culture, tubercle or other acid-fast bacilli (eg, TB, AFB, mycobacteria) any source, with isolation and presumptive identification of isolates	CPT-4	Procedure
87118	Culture, mycobacterial, definitive identification, each isolate	CPT-4	Procedure
87143	Culture, typing; gas liquid chromatography (GLC) or high pressure liquid chromatography (HPLC) method	CPT-4	Procedure
87149	Culture, typing; identification by nucleic acid (DNA or RNA) probe, direct probe technique, per culture or isolate, each organism probed	CPT-4	Procedure
87150	Culture, typing; identification by nucleic acid (DNA or RNA) probe, amplified probe technique, per culture or isolate, each organism probed	CPT-4	Procedure
87153	Culture, typing; identification by nucleic acid sequencing method, each isolate (eg, sequencing of the 16S rRNA gene)	CPT-4	Procedure
87158	Culture, typing; other methods	CPT-4	Procedure
Sputum Smear			
90.4	Microscopic examination of specimen from trachea, bronchus, pleura, lung, and other thoracic specimen, and of sputum	ICD-9-CM	Procedure
90.41	Bacterial smear of specimen from trachea, bronchus, pleura, lung, and other thoracic specimen, and of sputum	ICD-9-CM	Procedure
90.44	Parasitology of specimen from trachea, bronchus, pleura, lung, and other thoracic specimen, and of sputum	ICD-9-CM	Procedure
90.45	Toxicology of specimen from trachea, bronchus, pleura, lung, and other thoracic specimen, and of sputum	ICD-9-CM	Procedure
90.46	Cell block and papanicolaou smear of specimen from trachea, bronchus, pleura, lung, and other thoracic specimen, and of sputum	ICD-9-CM	Procedure
90.49	Other microscopic examination of specimen from trachea, bronchus, pleura, lung, and other thoracic specimen, and of sputum	ICD-9-CM	Procedure
89220	Sputum, obtaining specimen, aerosol induced technique (separate procedure)	CPT-4	Procedure
89350	Sputum, obtaining specimen, aerosol induced technique (separate procedure)	CPT-4	Procedure
94665	Aerosol or vapor inhalations for sputum mobilization, bronchodilation, or sputum induction for diagnostic purposes; subsequent	CPT-4	Procedure
Chest Radiograph			
70360	Radiologic examination; neck, soft tissue	CPT-4	Procedure
70370	Radiologic examination; pharynx or larynx, including fluoroscopy and/or magnification technique	CPT-4	Procedure
74210	Radiologic examination; pharynx and/or cervical esophagus	CPT-4	Procedure
71010	Radiologic examination, chest; single view, frontal	CPT-4	Procedure
71015	Radiologic examination, chest; stereo, frontal	CPT-4	Procedure
71020	Radiologic examination, chest, 2 views, frontal and lateral;	CPT-4	Procedure
71021	Radiologic examination, chest, 2 views, frontal and lateral; with apical lordotic procedure	CPT-4	Procedure

Appendix E. International Classification of Diseases, Ninth and Tenth Revisions, Clinical Modification (ICD-9-CM and ICD-10-CM), Healthcare Common Procedure Coding System (HCPCS), and Current Procedural Terminology, Second, Third, and Fourth Editions (CPT-2, CPT-3, CPT-4) Codes Used to Define Baseline and Post-Index Characteristics in this Request

Code	Description	Code Type	Code Category
71022	Radiologic examination, chest, 2 views, frontal and lateral; with oblique projections	CPT-4	Procedure
71023	Radiologic examination, chest, 2 views, frontal and lateral; with fluoroscopy	CPT-4	Procedure
71030	Radiologic examination, chest, complete, minimum of 4 views;	CPT-4	Procedure
71034	Radiologic examination, chest, complete, minimum of 4 views; with fluoroscopy	CPT-4	Procedure
71035	Radiologic examination, chest, complete, minimum of 4 views; with fluoroscopy	CPT-4	Procedure
71045	Radiologic examination, chest; single view	CPT-4	Procedure
71046	Radiologic examination, chest; 2 views	CPT-4	Procedure
71047	Radiologic examination, chest; 3 views	CPT-4	Procedure
71048	Radiologic examination, chest; 4 or more views	CPT-4	Procedure
Thoracic Computed Tomography (CT) Scan			
71250	Computed tomography, thorax; without contrast material	CPT-4	Procedure
71260	Computed tomography, thorax; with contrast material(s)	CPT-4	Procedure
71270	Computed tomography, thorax; without contrast material, followed by contrast material(s) and further sections	CPT-4	Procedure
Diabetes			
250	Diabetes mellitus	ICD-9-CM	Diagnosis
250.0	Diabetes mellitus without mention of complication	ICD-9-CM	Diagnosis
250.00	Diabetes mellitus without mention of complication, type II or unspecified type, not stated as uncontrolled	ICD-9-CM	Diagnosis
250.01	Diabetes mellitus without mention of complication, type I [juvenile type], not stated as uncontrolled	ICD-9-CM	Diagnosis
250.02	Diabetes mellitus without mention of complication, type II or unspecified type, uncontrolled	ICD-9-CM	Diagnosis
250.03	Diabetes mellitus without mention of complication, type I [juvenile type], uncontrolled	ICD-9-CM	Diagnosis
250.1	Diabetes with ketoacidosis	ICD-9-CM	Diagnosis
250.10	Diabetes with ketoacidosis, type II or unspecified type, not stated as uncontrolled	ICD-9-CM	Diagnosis
250.11	Diabetes with ketoacidosis, type I [juvenile type], not stated as uncontrolled	ICD-9-CM	Diagnosis
250.12	Diabetes with ketoacidosis, type II or unspecified type, uncontrolled	ICD-9-CM	Diagnosis
250.13	Diabetes with ketoacidosis, type I [juvenile type], uncontrolled	ICD-9-CM	Diagnosis
250.2	Diabetes with hyperosmolarity	ICD-9-CM	Diagnosis
250.20	Diabetes with hyperosmolarity, type II or unspecified type, not stated as uncontrolled	ICD-9-CM	Diagnosis
250.21	Diabetes with hyperosmolarity, type I [juvenile type], not stated as uncontrolled	ICD-9-CM	Diagnosis
250.22	Diabetes with hyperosmolarity, type II or unspecified type, uncontrolled	ICD-9-CM	Diagnosis
250.23	Diabetes with hyperosmolarity, type I [juvenile type], uncontrolled	ICD-9-CM	Diagnosis
250.3	Diabetes with other coma	ICD-9-CM	Diagnosis
250.30	Diabetes with other coma, type II or unspecified type, not stated as uncontrolled	ICD-9-CM	Diagnosis
250.31	Diabetes with other coma, type I [juvenile type], not stated as uncontrolled	ICD-9-CM	Diagnosis
250.32	Diabetes with other coma, type II or unspecified type, uncontrolled	ICD-9-CM	Diagnosis
250.33	Diabetes with other coma, type I [juvenile type], uncontrolled	ICD-9-CM	Diagnosis
250.4	Diabetes with renal manifestations	ICD-9-CM	Diagnosis
250.40	Diabetes with renal manifestations, type II or unspecified type, not stated as uncontrolled	ICD-9-CM	Diagnosis
250.41	Diabetes with renal manifestations, type I [juvenile type], not stated as uncontrolled	ICD-9-CM	Diagnosis
250.42	Diabetes with renal manifestations, type II or unspecified type, uncontrolled	ICD-9-CM	Diagnosis
250.43	Diabetes with renal manifestations, type I [juvenile type], uncontrolled	ICD-9-CM	Diagnosis

Appendix E. International Classification of Diseases, Ninth and Tenth Revisions, Clinical Modification (ICD-9-CM and ICD-10-CM), Healthcare Common Procedure Coding System (HCPCS), and Current Procedural Terminology, Second, Third, and Fourth Editions (CPT-2, CPT-3, CPT-4) Codes Used to Define Baseline and Post-Index Characteristics in this Request

Code	Description	Code Type	Code Category
250.5	Diabetes with ophthalmic manifestations	ICD-9-CM	Diagnosis
250.50	Diabetes with ophthalmic manifestations, type II or unspecified type, not stated as uncontrolled	ICD-9-CM	Diagnosis
250.51	Diabetes with ophthalmic manifestations, type I [juvenile type], not stated as uncontrolled	ICD-9-CM	Diagnosis
250.52	Diabetes with ophthalmic manifestations, type II or unspecified type, uncontrolled	ICD-9-CM	Diagnosis
250.53	Diabetes with ophthalmic manifestations, type I [juvenile type], uncontrolled	ICD-9-CM	Diagnosis
250.6	Diabetes with neurological manifestations	ICD-9-CM	Diagnosis
250.60	Diabetes with neurological manifestations, type II or unspecified type, not stated as uncontrolled	ICD-9-CM	Diagnosis
250.61	Diabetes with neurological manifestations, type I [juvenile type], not stated as uncontrolled	ICD-9-CM	Diagnosis
250.62	Diabetes with neurological manifestations, type II or unspecified type, uncontrolled	ICD-9-CM	Diagnosis
250.63	Diabetes with neurological manifestations, type I [juvenile type], uncontrolled	ICD-9-CM	Diagnosis
250.7	Diabetes with peripheral circulatory disorders	ICD-9-CM	Diagnosis
250.70	Diabetes with peripheral circulatory disorders, type II or unspecified type, not stated as uncontrolled	ICD-9-CM	Diagnosis
250.71	Diabetes with peripheral circulatory disorders, type I [juvenile type], not stated as uncontrolled	ICD-9-CM	Diagnosis
250.72	Diabetes with peripheral circulatory disorders, type II or unspecified type, uncontrolled	ICD-9-CM	Diagnosis
250.73	Diabetes with peripheral circulatory disorders, type I [juvenile type], uncontrolled	ICD-9-CM	Diagnosis
250.8	Diabetes with other specified manifestations	ICD-9-CM	Diagnosis
250.80	Diabetes with other specified manifestations, type II or unspecified type, not stated as uncontrolled	ICD-9-CM	Diagnosis
250.81	Diabetes with other specified manifestations, type I [juvenile type], not stated as uncontrolled	ICD-9-CM	Diagnosis
250.82	Diabetes with other specified manifestations, type II or unspecified type, uncontrolled	ICD-9-CM	Diagnosis
250.83	Diabetes with other specified manifestations, type I [juvenile type], uncontrolled	ICD-9-CM	Diagnosis
250.9	Diabetes with unspecified complication	ICD-9-CM	Diagnosis
250.90	Diabetes with unspecified complication, type II or unspecified type, not stated as uncontrolled	ICD-9-CM	Diagnosis
250.91	Diabetes with unspecified complication, type I [juvenile type], not stated as uncontrolled	ICD-9-CM	Diagnosis
250.92	Diabetes with unspecified complication, type II or unspecified type, uncontrolled	ICD-9-CM	Diagnosis
250.93	Diabetes with unspecified complication, type I [juvenile type], uncontrolled	ICD-9-CM	Diagnosis
E10.10	Type 1 diabetes mellitus with ketoacidosis without coma	ICD-10-CM	Diagnosis
E10.11	Type 1 diabetes mellitus with ketoacidosis with coma	ICD-10-CM	Diagnosis
E10.21	Type 1 diabetes mellitus with diabetic nephropathy	ICD-10-CM	Diagnosis
E10.22	Type 1 diabetes mellitus with diabetic chronic kidney disease	ICD-10-CM	Diagnosis
E10.29	Type 1 diabetes mellitus with other diabetic kidney complication	ICD-10-CM	Diagnosis
E10.311	Type 1 diabetes mellitus with unspecified diabetic retinopathy with macular edema	ICD-10-CM	Diagnosis
E10.319	Type 1 diabetes mellitus with unspecified diabetic retinopathy without macular edema	ICD-10-CM	Diagnosis
E10.3211	Type 1 diabetes mellitus with mild nonproliferative diabetic retinopathy with macular edema, right eye	ICD-10-CM	Diagnosis
E10.3212	Type 1 diabetes mellitus with mild nonproliferative diabetic retinopathy with macular edema, left eye	ICD-10-CM	Diagnosis

Appendix E. International Classification of Diseases, Ninth and Tenth Revisions, Clinical Modification (ICD-9-CM and ICD-10-CM), Healthcare Common Procedure Coding System (HCPCS), and Current Procedural Terminology, Second, Third, and Fourth Editions (CPT-2, CPT-3, CPT-4) Codes Used to Define Baseline and Post-Index Characteristics in this Request

Code	Description	Code Type	Code Category
E10.3213	Type 1 diabetes mellitus with mild nonproliferative diabetic retinopathy with macular edema, bilateral	ICD-10-CM	Diagnosis
E10.3219	Type 1 diabetes mellitus with mild nonproliferative diabetic retinopathy with macular edema, unspecified eye	ICD-10-CM	Diagnosis
E10.3291	Type 1 diabetes mellitus with mild nonproliferative diabetic retinopathy without macular edema, right eye	ICD-10-CM	Diagnosis
E10.3292	Type 1 diabetes mellitus with mild nonproliferative diabetic retinopathy without macular edema, left eye	ICD-10-CM	Diagnosis
E10.3293	Type 1 diabetes mellitus with mild nonproliferative diabetic retinopathy without macular edema, bilateral	ICD-10-CM	Diagnosis
E10.3299	Type 1 diabetes mellitus with mild nonproliferative diabetic retinopathy without macular edema, unspecified eye	ICD-10-CM	Diagnosis
E10.3311	Type 1 diabetes mellitus with moderate nonproliferative diabetic retinopathy with macular edema, right eye	ICD-10-CM	Diagnosis
E10.3312	Type 1 diabetes mellitus with moderate nonproliferative diabetic retinopathy with macular edema, left eye	ICD-10-CM	Diagnosis
E10.3313	Type 1 diabetes mellitus with moderate nonproliferative diabetic retinopathy with macular edema, bilateral	ICD-10-CM	Diagnosis
E10.3319	Type 1 diabetes mellitus with moderate nonproliferative diabetic retinopathy with macular edema, unspecified eye	ICD-10-CM	Diagnosis
E10.3391	Type 1 diabetes mellitus with moderate nonproliferative diabetic retinopathy without macular edema, right eye	ICD-10-CM	Diagnosis
E10.3392	Type 1 diabetes mellitus with moderate nonproliferative diabetic retinopathy without macular edema, left eye	ICD-10-CM	Diagnosis
E10.3393	Type 1 diabetes mellitus with moderate nonproliferative diabetic retinopathy without macular edema, bilateral	ICD-10-CM	Diagnosis
E10.3399	Type 1 diabetes mellitus with moderate nonproliferative diabetic retinopathy without macular edema, unspecified eye	ICD-10-CM	Diagnosis
E10.3411	Type 1 diabetes mellitus with severe nonproliferative diabetic retinopathy with macular edema, right eye	ICD-10-CM	Diagnosis
E10.3412	Type 1 diabetes mellitus with severe nonproliferative diabetic retinopathy with macular edema, left eye	ICD-10-CM	Diagnosis
E10.3413	Type 1 diabetes mellitus with severe nonproliferative diabetic retinopathy with macular edema, bilateral	ICD-10-CM	Diagnosis
E10.3419	Type 1 diabetes mellitus with severe nonproliferative diabetic retinopathy with macular edema, unspecified eye	ICD-10-CM	Diagnosis
E10.3491	Type 1 diabetes mellitus with severe nonproliferative diabetic retinopathy without macular edema, right eye	ICD-10-CM	Diagnosis
E10.3492	Type 1 diabetes mellitus with severe nonproliferative diabetic retinopathy without macular edema, left eye	ICD-10-CM	Diagnosis
E10.3493	Type 1 diabetes mellitus with severe nonproliferative diabetic retinopathy without macular edema, bilateral	ICD-10-CM	Diagnosis

Appendix E. International Classification of Diseases, Ninth and Tenth Revisions, Clinical Modification (ICD-9-CM and ICD-10-CM), Healthcare Common Procedure Coding System (HCPCS), and Current Procedural Terminology, Second, Third, and Fourth Editions (CPT-2, CPT-3, CPT-4) Codes Used to Define Baseline and Post-Index Characteristics in this Request

Code	Description	Code Type	Code Category
E10.3499	Type 1 diabetes mellitus with severe nonproliferative diabetic retinopathy without macular edema, unspecified eye	ICD-10-CM	Diagnosis
E10.3511	Type 1 diabetes mellitus with proliferative diabetic retinopathy with macular edema, right eye	ICD-10-CM	Diagnosis
E10.3512	Type 1 diabetes mellitus with proliferative diabetic retinopathy with macular edema, left eye	ICD-10-CM	Diagnosis
E10.3513	Type 1 diabetes mellitus with proliferative diabetic retinopathy with macular edema, bilateral	ICD-10-CM	Diagnosis
E10.3519	Type 1 diabetes mellitus with proliferative diabetic retinopathy with macular edema, unspecified eye	ICD-10-CM	Diagnosis
E10.3521	Type 1 diabetes mellitus with proliferative diabetic retinopathy with traction retinal detachment involving the macula, right eye	ICD-10-CM	Diagnosis
E10.3522	Type 1 diabetes mellitus with proliferative diabetic retinopathy with traction retinal detachment involving the macula, left eye	ICD-10-CM	Diagnosis
E10.3523	Type 1 diabetes mellitus with proliferative diabetic retinopathy with traction retinal detachment involving the macula, bilateral	ICD-10-CM	Diagnosis
E10.3529	Type 1 diabetes mellitus with proliferative diabetic retinopathy with traction retinal detachment involving the macula, unspecified eye	ICD-10-CM	Diagnosis
E10.3531	Type 1 diabetes mellitus with proliferative diabetic retinopathy with traction retinal detachment not involving the macula, right eye	ICD-10-CM	Diagnosis
E10.3532	Type 1 diabetes mellitus with proliferative diabetic retinopathy with traction retinal detachment not involving the macula, left eye	ICD-10-CM	Diagnosis
E10.3533	Type 1 diabetes mellitus with proliferative diabetic retinopathy with traction retinal detachment not involving the macula, bilateral	ICD-10-CM	Diagnosis
E10.3539	Type 1 diabetes mellitus with proliferative diabetic retinopathy with traction retinal detachment not involving the macula, unspecified eye	ICD-10-CM	Diagnosis
E10.3541	Type 1 diabetes mellitus with proliferative diabetic retinopathy with combined traction retinal detachment and rhegmatogenous retinal detachment, right eye	ICD-10-CM	Diagnosis
E10.3542	Type 1 diabetes mellitus with proliferative diabetic retinopathy with combined traction retinal detachment and rhegmatogenous retinal detachment, left eye	ICD-10-CM	Diagnosis
E10.3543	Type 1 diabetes mellitus with proliferative diabetic retinopathy with combined traction retinal detachment and rhegmatogenous retinal detachment, bilateral	ICD-10-CM	Diagnosis
E10.3549	Type 1 diabetes mellitus with proliferative diabetic retinopathy with combined traction retinal detachment and rhegmatogenous retinal detachment, unspecified eye	ICD-10-CM	Diagnosis
E10.3551	Type 1 diabetes mellitus with stable proliferative diabetic retinopathy, right eye	ICD-10-CM	Diagnosis
E10.3552	Type 1 diabetes mellitus with stable proliferative diabetic retinopathy, left eye	ICD-10-CM	Diagnosis
E10.3553	Type 1 diabetes mellitus with stable proliferative diabetic retinopathy, bilateral	ICD-10-CM	Diagnosis
E10.3559	Type 1 diabetes mellitus with stable proliferative diabetic retinopathy, unspecified eye	ICD-10-CM	Diagnosis
E10.3591	Type 1 diabetes mellitus with proliferative diabetic retinopathy without macular edema, right eye	ICD-10-CM	Diagnosis
E10.3592	Type 1 diabetes mellitus with proliferative diabetic retinopathy without macular edema, left eye	ICD-10-CM	Diagnosis

Appendix E. International Classification of Diseases, Ninth and Tenth Revisions, Clinical Modification (ICD-9-CM and ICD-10-CM), Healthcare Common Procedure Coding System (HCPCS), and Current Procedural Terminology, Second, Third, and Fourth Editions (CPT-2, CPT-3, CPT-4) Codes Used to Define Baseline and Post-Index Characteristics in this Request

Code	Description	Code Type	Code Category
E10.3593	Type 1 diabetes mellitus with proliferative diabetic retinopathy without macular edema, bilateral	ICD-10-CM	Diagnosis
E10.3599	Type 1 diabetes mellitus with proliferative diabetic retinopathy without macular edema, unspecified eye	ICD-10-CM	Diagnosis
E10.36	Type 1 diabetes mellitus with diabetic cataract	ICD-10-CM	Diagnosis
E10.37X1	Type 1 diabetes mellitus with diabetic macular edema, resolved following treatment, right eye	ICD-10-CM	Diagnosis
E10.37X2	Type 1 diabetes mellitus with diabetic macular edema, resolved following treatment, left eye	ICD-10-CM	Diagnosis
E10.37X3	Type 1 diabetes mellitus with diabetic macular edema, resolved following treatment, bilateral	ICD-10-CM	Diagnosis
E10.37X9	Type 1 diabetes mellitus with diabetic macular edema, resolved following treatment, unspecified eye	ICD-10-CM	Diagnosis
E10.39	Type 1 diabetes mellitus with other diabetic ophthalmic complication	ICD-10-CM	Diagnosis
E10.40	Type 1 diabetes mellitus with diabetic neuropathy, unspecified	ICD-10-CM	Diagnosis
E10.41	Type 1 diabetes mellitus with diabetic mononeuropathy	ICD-10-CM	Diagnosis
E10.42	Type 1 diabetes mellitus with diabetic polyneuropathy	ICD-10-CM	Diagnosis
E10.43	Type 1 diabetes mellitus with diabetic autonomic (poly)neuropathy	ICD-10-CM	Diagnosis
E10.44	Type 1 diabetes mellitus with diabetic amyotrophy	ICD-10-CM	Diagnosis
E10.49	Type 1 diabetes mellitus with other diabetic neurological complication	ICD-10-CM	Diagnosis
E10.51	Type 1 diabetes mellitus with diabetic peripheral angiopathy without gangrene	ICD-10-CM	Diagnosis
E10.52	Type 1 diabetes mellitus with diabetic peripheral angiopathy with gangrene	ICD-10-CM	Diagnosis
E10.59	Type 1 diabetes mellitus with other circulatory complications	ICD-10-CM	Diagnosis
E10.610	Type 1 diabetes mellitus with diabetic neuropathic arthropathy	ICD-10-CM	Diagnosis
E10.618	Type 1 diabetes mellitus with other diabetic arthropathy	ICD-10-CM	Diagnosis
E10.620	Type 1 diabetes mellitus with diabetic dermatitis	ICD-10-CM	Diagnosis
E10.621	Type 1 diabetes mellitus with foot ulcer	ICD-10-CM	Diagnosis
E10.622	Type 1 diabetes mellitus with other skin ulcer	ICD-10-CM	Diagnosis
E10.628	Type 1 diabetes mellitus with other skin complications	ICD-10-CM	Diagnosis
E10.630	Type 1 diabetes mellitus with periodontal disease	ICD-10-CM	Diagnosis
E10.638	Type 1 diabetes mellitus with other oral complications	ICD-10-CM	Diagnosis
E10.641	Type 1 diabetes mellitus with hypoglycemia with coma	ICD-10-CM	Diagnosis
E10.649	Type 1 diabetes mellitus with hypoglycemia without coma	ICD-10-CM	Diagnosis
E10.65	Type 1 diabetes mellitus with hyperglycemia	ICD-10-CM	Diagnosis
E10.69	Type 1 diabetes mellitus with other specified complication	ICD-10-CM	Diagnosis
E10.8	Type 1 diabetes mellitus with unspecified complications	ICD-10-CM	Diagnosis
E10.9	Type 1 diabetes mellitus without complications	ICD-10-CM	Diagnosis
E11.00	Type 2 diabetes mellitus with hyperosmolarity without nonketotic hyperglycemic-hyperosmolar coma (NKHHC)	ICD-10-CM	Diagnosis
E11.01	Type 2 diabetes mellitus with hyperosmolarity with coma	ICD-10-CM	Diagnosis
E11.10	Type 2 diabetes mellitus with ketoacidosis without coma	ICD-10-CM	Diagnosis
E11.11	Type 2 diabetes mellitus with ketoacidosis with coma	ICD-10-CM	Diagnosis
E11.21	Type 2 diabetes mellitus with diabetic nephropathy	ICD-10-CM	Diagnosis

Appendix E. International Classification of Diseases, Ninth and Tenth Revisions, Clinical Modification (ICD-9-CM and ICD-10-CM), Healthcare Common Procedure Coding System (HCPCS), and Current Procedural Terminology, Second, Third, and Fourth Editions (CPT-2, CPT-3, CPT-4) Codes Used to Define Baseline and Post-Index Characteristics in this Request

Code	Description	Code Type	Code Category
E11.22	Type 2 diabetes mellitus with diabetic chronic kidney disease	ICD-10-CM	Diagnosis
E11.29	Type 2 diabetes mellitus with other diabetic kidney complication	ICD-10-CM	Diagnosis
E11.311	Type 2 diabetes mellitus with unspecified diabetic retinopathy with macular edema	ICD-10-CM	Diagnosis
E11.319	Type 2 diabetes mellitus with unspecified diabetic retinopathy without macular edema	ICD-10-CM	Diagnosis
E11.3211	Type 2 diabetes mellitus with mild nonproliferative diabetic retinopathy with macular edema, right eye	ICD-10-CM	Diagnosis
E11.3212	Type 2 diabetes mellitus with mild nonproliferative diabetic retinopathy with macular edema, left eye	ICD-10-CM	Diagnosis
E11.3213	Type 2 diabetes mellitus with mild nonproliferative diabetic retinopathy with macular edema, bilateral	ICD-10-CM	Diagnosis
E11.3219	Type 2 diabetes mellitus with mild nonproliferative diabetic retinopathy with macular edema, unspecified eye	ICD-10-CM	Diagnosis
E11.3291	Type 2 diabetes mellitus with mild nonproliferative diabetic retinopathy without macular edema, right eye	ICD-10-CM	Diagnosis
E11.3292	Type 2 diabetes mellitus with mild nonproliferative diabetic retinopathy without macular edema, left eye	ICD-10-CM	Diagnosis
E11.3293	Type 2 diabetes mellitus with mild nonproliferative diabetic retinopathy without macular edema, bilateral	ICD-10-CM	Diagnosis
E11.3299	Type 2 diabetes mellitus with mild nonproliferative diabetic retinopathy without macular edema, unspecified eye	ICD-10-CM	Diagnosis
E11.3311	Type 2 diabetes mellitus with moderate nonproliferative diabetic retinopathy with macular edema, right eye	ICD-10-CM	Diagnosis
E11.3312	Type 2 diabetes mellitus with moderate nonproliferative diabetic retinopathy with macular edema, left eye	ICD-10-CM	Diagnosis
E11.3313	Type 2 diabetes mellitus with moderate nonproliferative diabetic retinopathy with macular edema, bilateral	ICD-10-CM	Diagnosis
E11.3319	Type 2 diabetes mellitus with moderate nonproliferative diabetic retinopathy with macular edema, unspecified eye	ICD-10-CM	Diagnosis
E11.3391	Type 2 diabetes mellitus with moderate nonproliferative diabetic retinopathy without macular edema, right eye	ICD-10-CM	Diagnosis
E11.3392	Type 2 diabetes mellitus with moderate nonproliferative diabetic retinopathy without macular edema, left eye	ICD-10-CM	Diagnosis
E11.3393	Type 2 diabetes mellitus with moderate nonproliferative diabetic retinopathy without macular edema, bilateral	ICD-10-CM	Diagnosis
E11.3399	Type 2 diabetes mellitus with moderate nonproliferative diabetic retinopathy without macular edema, unspecified eye	ICD-10-CM	Diagnosis
E11.3411	Type 2 diabetes mellitus with severe nonproliferative diabetic retinopathy with macular edema, right eye	ICD-10-CM	Diagnosis
E11.3412	Type 2 diabetes mellitus with severe nonproliferative diabetic retinopathy with macular edema, left eye	ICD-10-CM	Diagnosis
E11.3413	Type 2 diabetes mellitus with severe nonproliferative diabetic retinopathy with macular edema, bilateral	ICD-10-CM	Diagnosis

Appendix E. International Classification of Diseases, Ninth and Tenth Revisions, Clinical Modification (ICD-9-CM and ICD-10-CM), Healthcare Common Procedure Coding System (HCPCS), and Current Procedural Terminology, Second, Third, and Fourth Editions (CPT-2, CPT-3, CPT-4) Codes Used to Define Baseline and Post-Index Characteristics in this Request

Code	Description	Code Type	Code Category
E11.3419	Type 2 diabetes mellitus with severe nonproliferative diabetic retinopathy with macular edema, unspecified eye	ICD-10-CM	Diagnosis
E11.3491	Type 2 diabetes mellitus with severe nonproliferative diabetic retinopathy without macular edema, right eye	ICD-10-CM	Diagnosis
E11.3492	Type 2 diabetes mellitus with severe nonproliferative diabetic retinopathy without macular edema, left eye	ICD-10-CM	Diagnosis
E11.3493	Type 2 diabetes mellitus with severe nonproliferative diabetic retinopathy without macular edema, bilateral	ICD-10-CM	Diagnosis
E11.3499	Type 2 diabetes mellitus with severe nonproliferative diabetic retinopathy without macular edema, unspecified eye	ICD-10-CM	Diagnosis
E11.3511	Type 2 diabetes mellitus with proliferative diabetic retinopathy with macular edema, right eye	ICD-10-CM	Diagnosis
E11.3512	Type 2 diabetes mellitus with proliferative diabetic retinopathy with macular edema, left eye	ICD-10-CM	Diagnosis
E11.3513	Type 2 diabetes mellitus with proliferative diabetic retinopathy with macular edema, bilateral	ICD-10-CM	Diagnosis
E11.3519	Type 2 diabetes mellitus with proliferative diabetic retinopathy with macular edema, unspecified eye	ICD-10-CM	Diagnosis
E11.3521	Type 2 diabetes mellitus with proliferative diabetic retinopathy with traction retinal detachment involving the macula, right eye	ICD-10-CM	Diagnosis
E11.3522	Type 2 diabetes mellitus with proliferative diabetic retinopathy with traction retinal detachment involving the macula, left eye	ICD-10-CM	Diagnosis
E11.3523	Type 2 diabetes mellitus with proliferative diabetic retinopathy with traction retinal detachment involving the macula, bilateral	ICD-10-CM	Diagnosis
E11.3529	Type 2 diabetes mellitus with proliferative diabetic retinopathy with traction retinal detachment involving the macula, unspecified eye	ICD-10-CM	Diagnosis
E11.3531	Type 2 diabetes mellitus with proliferative diabetic retinopathy with traction retinal detachment not involving the macula, right eye	ICD-10-CM	Diagnosis
E11.3532	Type 2 diabetes mellitus with proliferative diabetic retinopathy with traction retinal detachment not involving the macula, left eye	ICD-10-CM	Diagnosis
E11.3533	Type 2 diabetes mellitus with proliferative diabetic retinopathy with traction retinal detachment not involving the macula, bilateral	ICD-10-CM	Diagnosis
E11.3539	Type 2 diabetes mellitus with proliferative diabetic retinopathy with traction retinal detachment not involving the macula, unspecified eye	ICD-10-CM	Diagnosis
E11.3541	Type 2 diabetes mellitus with proliferative diabetic retinopathy with combined traction retinal detachment and rhegmatogenous retinal detachment, right eye	ICD-10-CM	Diagnosis
E11.3542	Type 2 diabetes mellitus with proliferative diabetic retinopathy with combined traction retinal detachment and rhegmatogenous retinal detachment, left eye	ICD-10-CM	Diagnosis
E11.3543	Type 2 diabetes mellitus with proliferative diabetic retinopathy with combined traction retinal detachment and rhegmatogenous retinal detachment, bilateral	ICD-10-CM	Diagnosis
E11.3549	Type 2 diabetes mellitus with proliferative diabetic retinopathy with combined traction retinal detachment and rhegmatogenous retinal detachment, unspecified eye	ICD-10-CM	Diagnosis
E11.3551	Type 2 diabetes mellitus with stable proliferative diabetic retinopathy, right eye	ICD-10-CM	Diagnosis

Appendix E. International Classification of Diseases, Ninth and Tenth Revisions, Clinical Modification (ICD-9-CM and ICD-10-CM), Healthcare Common Procedure Coding System (HCPCS), and Current Procedural Terminology, Second, Third, and Fourth Editions (CPT-2, CPT-3, CPT-4) Codes Used to Define Baseline and Post-Index Characteristics in this Request

Code	Description	Code Type	Code Category
E11.3552	Type 2 diabetes mellitus with stable proliferative diabetic retinopathy, left eye	ICD-10-CM	Diagnosis
E11.3553	Type 2 diabetes mellitus with stable proliferative diabetic retinopathy, bilateral	ICD-10-CM	Diagnosis
E11.3559	Type 2 diabetes mellitus with stable proliferative diabetic retinopathy, unspecified eye	ICD-10-CM	Diagnosis
E11.3591	Type 2 diabetes mellitus with proliferative diabetic retinopathy without macular edema, right eye	ICD-10-CM	Diagnosis
E11.3592	Type 2 diabetes mellitus with proliferative diabetic retinopathy without macular edema, left eye	ICD-10-CM	Diagnosis
E11.3593	Type 2 diabetes mellitus with proliferative diabetic retinopathy without macular edema, bilateral	ICD-10-CM	Diagnosis
E11.3599	Type 2 diabetes mellitus with proliferative diabetic retinopathy without macular edema, unspecified eye	ICD-10-CM	Diagnosis
E11.36	Type 2 diabetes mellitus with diabetic cataract	ICD-10-CM	Diagnosis
E11.37X1	Type 2 diabetes mellitus with diabetic macular edema, resolved following treatment, right eye	ICD-10-CM	Diagnosis
E11.37X2	Type 2 diabetes mellitus with diabetic macular edema, resolved following treatment, left eye	ICD-10-CM	Diagnosis
E11.37X3	Type 2 diabetes mellitus with diabetic macular edema, resolved following treatment, bilateral	ICD-10-CM	Diagnosis
E11.37X9	Type 2 diabetes mellitus with diabetic macular edema, resolved following treatment, unspecified eye	ICD-10-CM	Diagnosis
E11.39	Type 2 diabetes mellitus with other diabetic ophthalmic complication	ICD-10-CM	Diagnosis
E11.40	Type 2 diabetes mellitus with diabetic neuropathy, unspecified	ICD-10-CM	Diagnosis
E11.41	Type 2 diabetes mellitus with diabetic mononeuropathy	ICD-10-CM	Diagnosis
E11.42	Type 2 diabetes mellitus with diabetic polyneuropathy	ICD-10-CM	Diagnosis
E11.43	Type 2 diabetes mellitus with diabetic autonomic (poly)neuropathy	ICD-10-CM	Diagnosis
E11.44	Type 2 diabetes mellitus with diabetic amyotrophy	ICD-10-CM	Diagnosis
E11.49	Type 2 diabetes mellitus with other diabetic neurological complication	ICD-10-CM	Diagnosis
E11.51	Type 2 diabetes mellitus with diabetic peripheral angiopathy without gangrene	ICD-10-CM	Diagnosis
E11.52	Type 2 diabetes mellitus with diabetic peripheral angiopathy with gangrene	ICD-10-CM	Diagnosis
E11.59	Type 2 diabetes mellitus with other circulatory complications	ICD-10-CM	Diagnosis
E11.610	Type 2 diabetes mellitus with diabetic neuropathic arthropathy	ICD-10-CM	Diagnosis
E11.618	Type 2 diabetes mellitus with other diabetic arthropathy	ICD-10-CM	Diagnosis
E11.620	Type 2 diabetes mellitus with diabetic dermatitis	ICD-10-CM	Diagnosis
E11.621	Type 2 diabetes mellitus with foot ulcer	ICD-10-CM	Diagnosis
E11.622	Type 2 diabetes mellitus with other skin ulcer	ICD-10-CM	Diagnosis
E11.628	Type 2 diabetes mellitus with other skin complications	ICD-10-CM	Diagnosis
E11.630	Type 2 diabetes mellitus with periodontal disease	ICD-10-CM	Diagnosis
E11.638	Type 2 diabetes mellitus with other oral complications	ICD-10-CM	Diagnosis
E11.641	Type 2 diabetes mellitus with hypoglycemia with coma	ICD-10-CM	Diagnosis
E11.649	Type 2 diabetes mellitus with hypoglycemia without coma	ICD-10-CM	Diagnosis
E11.65	Type 2 diabetes mellitus with hyperglycemia	ICD-10-CM	Diagnosis
E11.69	Type 2 diabetes mellitus with other specified complication	ICD-10-CM	Diagnosis
E11.8	Type 2 diabetes mellitus with unspecified complications	ICD-10-CM	Diagnosis

Appendix E. International Classification of Diseases, Ninth and Tenth Revisions, Clinical Modification (ICD-9-CM and ICD-10-CM), Healthcare Common Procedure Coding System (HCPCS), and Current Procedural Terminology, Second, Third, and Fourth Editions (CPT-2, CPT-3, CPT-4) Codes Used to Define Baseline and Post-Index Characteristics in this Request

Code	Description	Code Type	Code Category
E11.9	Type 2 diabetes mellitus without complications	ICD-10-CM	Diagnosis
E13.00	Other specified diabetes mellitus with hyperosmolarity without nonketotic hyperglycemic-hyperosmolar coma (NKHHC)	ICD-10-CM	Diagnosis
E13.01	Other specified diabetes mellitus with hyperosmolarity with coma	ICD-10-CM	Diagnosis
E13.10	Other specified diabetes mellitus with ketoacidosis without coma	ICD-10-CM	Diagnosis
E13.11	Other specified diabetes mellitus with ketoacidosis with coma	ICD-10-CM	Diagnosis
E13.21	Other specified diabetes mellitus with diabetic nephropathy	ICD-10-CM	Diagnosis
E13.22	Other specified diabetes mellitus with diabetic chronic kidney disease	ICD-10-CM	Diagnosis
E13.29	Other specified diabetes mellitus with other diabetic kidney complication	ICD-10-CM	Diagnosis
E13.311	Other specified diabetes mellitus with unspecified diabetic retinopathy with macular edema	ICD-10-CM	Diagnosis
E13.319	Other specified diabetes mellitus with unspecified diabetic retinopathy without macular edema	ICD-10-CM	Diagnosis
E13.3211	Other specified diabetes mellitus with mild nonproliferative diabetic retinopathy with macular edema, right eye	ICD-10-CM	Diagnosis
E13.3212	Other specified diabetes mellitus with mild nonproliferative diabetic retinopathy with macular edema, left eye	ICD-10-CM	Diagnosis
E13.3213	Other specified diabetes mellitus with mild nonproliferative diabetic retinopathy with macular edema, bilateral	ICD-10-CM	Diagnosis
E13.3219	Other specified diabetes mellitus with mild nonproliferative diabetic retinopathy with macular edema, unspecified eye	ICD-10-CM	Diagnosis
E13.3291	Other specified diabetes mellitus with mild nonproliferative diabetic retinopathy without macular edema, right eye	ICD-10-CM	Diagnosis
E13.3292	Other specified diabetes mellitus with mild nonproliferative diabetic retinopathy without macular edema, left eye	ICD-10-CM	Diagnosis
E13.3293	Other specified diabetes mellitus with mild nonproliferative diabetic retinopathy without macular edema, bilateral	ICD-10-CM	Diagnosis
E13.3299	Other specified diabetes mellitus with mild nonproliferative diabetic retinopathy without macular edema, unspecified eye	ICD-10-CM	Diagnosis
E13.3311	Other specified diabetes mellitus with moderate nonproliferative diabetic retinopathy with macular edema, right eye	ICD-10-CM	Diagnosis
E13.3312	Other specified diabetes mellitus with moderate nonproliferative diabetic retinopathy with macular edema, left eye	ICD-10-CM	Diagnosis
E13.3313	Other specified diabetes mellitus with moderate nonproliferative diabetic retinopathy with macular edema, bilateral	ICD-10-CM	Diagnosis
E13.3319	Other specified diabetes mellitus with moderate nonproliferative diabetic retinopathy with macular edema, unspecified eye	ICD-10-CM	Diagnosis
E13.3391	Other specified diabetes mellitus with moderate nonproliferative diabetic retinopathy without macular edema, right eye	ICD-10-CM	Diagnosis
E13.3392	Other specified diabetes mellitus with moderate nonproliferative diabetic retinopathy without macular edema, left eye	ICD-10-CM	Diagnosis
E13.3393	Other specified diabetes mellitus with moderate nonproliferative diabetic retinopathy without macular edema, bilateral	ICD-10-CM	Diagnosis

Appendix E. International Classification of Diseases, Ninth and Tenth Revisions, Clinical Modification (ICD-9-CM and ICD-10-CM), Healthcare Common Procedure Coding System (HCPCS), and Current Procedural Terminology, Second, Third, and Fourth Editions (CPT-2, CPT-3, CPT-4) Codes Used to Define Baseline and Post-Index Characteristics in this Request

Code	Description	Code Type	Code Category
E13.3399	Other specified diabetes mellitus with moderate nonproliferative diabetic retinopathy without macular edema, unspecified eye	ICD-10-CM	Diagnosis
E13.3411	Other specified diabetes mellitus with severe nonproliferative diabetic retinopathy with macular edema, right eye	ICD-10-CM	Diagnosis
E13.3412	Other specified diabetes mellitus with severe nonproliferative diabetic retinopathy with macular edema, left eye	ICD-10-CM	Diagnosis
E13.3413	Other specified diabetes mellitus with severe nonproliferative diabetic retinopathy with macular edema, bilateral	ICD-10-CM	Diagnosis
E13.3419	Other specified diabetes mellitus with severe nonproliferative diabetic retinopathy with macular edema, unspecified eye	ICD-10-CM	Diagnosis
E13.3491	Other specified diabetes mellitus with severe nonproliferative diabetic retinopathy without macular edema, right eye	ICD-10-CM	Diagnosis
E13.3492	Other specified diabetes mellitus with severe nonproliferative diabetic retinopathy without macular edema, left eye	ICD-10-CM	Diagnosis
E13.3493	Other specified diabetes mellitus with severe nonproliferative diabetic retinopathy without macular edema, bilateral	ICD-10-CM	Diagnosis
E13.3499	Other specified diabetes mellitus with severe nonproliferative diabetic retinopathy without macular edema, unspecified eye	ICD-10-CM	Diagnosis
E13.3511	Other specified diabetes mellitus with proliferative diabetic retinopathy with macular edema, right eye	ICD-10-CM	Diagnosis
E13.3512	Other specified diabetes mellitus with proliferative diabetic retinopathy with macular edema, left eye	ICD-10-CM	Diagnosis
E13.3513	Other specified diabetes mellitus with proliferative diabetic retinopathy with macular edema, bilateral	ICD-10-CM	Diagnosis
E13.3519	Other specified diabetes mellitus with proliferative diabetic retinopathy with macular edema, unspecified eye	ICD-10-CM	Diagnosis
E13.3521	Other specified diabetes mellitus with proliferative diabetic retinopathy with traction retinal detachment involving the macula, right eye	ICD-10-CM	Diagnosis
E13.3522	Other specified diabetes mellitus with proliferative diabetic retinopathy with traction retinal detachment involving the macula, left eye	ICD-10-CM	Diagnosis
E13.3523	Other specified diabetes mellitus with proliferative diabetic retinopathy with traction retinal detachment involving the macula, bilateral	ICD-10-CM	Diagnosis
E13.3529	Other specified diabetes mellitus with proliferative diabetic retinopathy with traction retinal detachment involving the macula, unspecified eye	ICD-10-CM	Diagnosis
E13.3531	Other specified diabetes mellitus with proliferative diabetic retinopathy with traction retinal detachment not involving the macula, right eye	ICD-10-CM	Diagnosis
E13.3532	Other specified diabetes mellitus with proliferative diabetic retinopathy with traction retinal detachment not involving the macula, left eye	ICD-10-CM	Diagnosis
E13.3533	Other specified diabetes mellitus with proliferative diabetic retinopathy with traction retinal detachment not involving the macula, bilateral	ICD-10-CM	Diagnosis
E13.3539	Other specified diabetes mellitus with proliferative diabetic retinopathy with traction retinal detachment not involving the macula, unspecified eye	ICD-10-CM	Diagnosis

Appendix E. International Classification of Diseases, Ninth and Tenth Revisions, Clinical Modification (ICD-9-CM and ICD-10-CM), Healthcare Common Procedure Coding System (HCPCS), and Current Procedural Terminology, Second, Third, and Fourth Editions (CPT-2, CPT-3, CPT-4) Codes Used to Define Baseline and Post-Index Characteristics in this Request

Code	Description	Code Type	Code Category
E13.3541	Other specified diabetes mellitus with proliferative diabetic retinopathy with combined traction retinal detachment and rhegmatogenous retinal detachment, right eye	ICD-10-CM	Diagnosis
E13.3542	Other specified diabetes mellitus with proliferative diabetic retinopathy with combined traction retinal detachment and rhegmatogenous retinal detachment, left eye	ICD-10-CM	Diagnosis
E13.3543	Other specified diabetes mellitus with proliferative diabetic retinopathy with combined traction retinal detachment and rhegmatogenous retinal detachment, bilateral	ICD-10-CM	Diagnosis
E13.3549	Other specified diabetes mellitus with proliferative diabetic retinopathy with combined traction retinal detachment and rhegmatogenous retinal detachment, unspecified eye	ICD-10-CM	Diagnosis
E13.3551	Other specified diabetes mellitus with stable proliferative diabetic retinopathy, right eye	ICD-10-CM	Diagnosis
E13.3552	Other specified diabetes mellitus with stable proliferative diabetic retinopathy, left eye	ICD-10-CM	Diagnosis
E13.3553	Other specified diabetes mellitus with stable proliferative diabetic retinopathy, bilateral	ICD-10-CM	Diagnosis
E13.3559	Other specified diabetes mellitus with stable proliferative diabetic retinopathy, unspecified eye	ICD-10-CM	Diagnosis
E13.3591	Other specified diabetes mellitus with proliferative diabetic retinopathy without macular edema, right eye	ICD-10-CM	Diagnosis
E13.3592	Other specified diabetes mellitus with proliferative diabetic retinopathy without macular edema, left eye	ICD-10-CM	Diagnosis
E13.3593	Other specified diabetes mellitus with proliferative diabetic retinopathy without macular edema, bilateral	ICD-10-CM	Diagnosis
E13.3599	Other specified diabetes mellitus with proliferative diabetic retinopathy without macular edema, unspecified eye	ICD-10-CM	Diagnosis
E13.36	Other specified diabetes mellitus with diabetic cataract	ICD-10-CM	Diagnosis
E13.37X1	Other specified diabetes mellitus with diabetic macular edema, resolved following treatment, right eye	ICD-10-CM	Diagnosis
E13.37X2	Other specified diabetes mellitus with diabetic macular edema, resolved following treatment, left eye	ICD-10-CM	Diagnosis
E13.37X3	Other specified diabetes mellitus with diabetic macular edema, resolved following treatment, bilateral	ICD-10-CM	Diagnosis
E13.37X9	Other specified diabetes mellitus with diabetic macular edema, resolved following treatment, unspecified eye	ICD-10-CM	Diagnosis
E13.39	Other specified diabetes mellitus with other diabetic ophthalmic complication	ICD-10-CM	Diagnosis
E13.40	Other specified diabetes mellitus with diabetic neuropathy, unspecified	ICD-10-CM	Diagnosis
E13.41	Other specified diabetes mellitus with diabetic mononeuropathy	ICD-10-CM	Diagnosis
E13.42	Other specified diabetes mellitus with diabetic polyneuropathy	ICD-10-CM	Diagnosis
E13.43	Other specified diabetes mellitus with diabetic autonomic (poly)neuropathy	ICD-10-CM	Diagnosis
E13.44	Other specified diabetes mellitus with diabetic amyotrophy	ICD-10-CM	Diagnosis
E13.49	Other specified diabetes mellitus with other diabetic neurological complication	ICD-10-CM	Diagnosis
E13.51	Other specified diabetes mellitus with diabetic peripheral angiopathy without gangrene	ICD-10-CM	Diagnosis
E13.52	Other specified diabetes mellitus with diabetic peripheral angiopathy with gangrene	ICD-10-CM	Diagnosis
E13.59	Other specified diabetes mellitus with other circulatory complications	ICD-10-CM	Diagnosis
E13.610	Other specified diabetes mellitus with diabetic neuropathic arthropathy	ICD-10-CM	Diagnosis
E13.618	Other specified diabetes mellitus with other diabetic arthropathy	ICD-10-CM	Diagnosis
E13.620	Other specified diabetes mellitus with diabetic dermatitis	ICD-10-CM	Diagnosis

Appendix E. International Classification of Diseases, Ninth and Tenth Revisions, Clinical Modification (ICD-9-CM and ICD-10-CM), Healthcare Common Procedure Coding System (HCPCS), and Current Procedural Terminology, Second, Third, and Fourth Editions (CPT-2, CPT-3, CPT-4) Codes Used to Define Baseline and Post-Index Characteristics in this Request

Code	Description	Code Type	Code Category
E13.621	Other specified diabetes mellitus with foot ulcer	ICD-10-CM	Diagnosis
E13.622	Other specified diabetes mellitus with other skin ulcer	ICD-10-CM	Diagnosis
E13.628	Other specified diabetes mellitus with other skin complications	ICD-10-CM	Diagnosis
E13.630	Other specified diabetes mellitus with periodontal disease	ICD-10-CM	Diagnosis
E13.638	Other specified diabetes mellitus with other oral complications	ICD-10-CM	Diagnosis
E13.641	Other specified diabetes mellitus with hypoglycemia with coma	ICD-10-CM	Diagnosis
E13.649	Other specified diabetes mellitus with hypoglycemia without coma	ICD-10-CM	Diagnosis
E13.65	Other specified diabetes mellitus with hyperglycemia	ICD-10-CM	Diagnosis
E13.69	Other specified diabetes mellitus with other specified complication	ICD-10-CM	Diagnosis
E13.8	Other specified diabetes mellitus with unspecified complications	ICD-10-CM	Diagnosis
E13.9	Other specified diabetes mellitus without complications	ICD-10-CM	Diagnosis
Encounter Screening for LTBI			
Z11.7	Encounter for testing for latent tuberculosis infection	ICD-10-CM	Diagnosis
Encounter Screening for TB			
V74.1	Screening examination for pulmonary tuberculosis	ICD-9-CM	Procedure
Z11.1	Encounter for screening for respiratory tuberculosis	ICD-10-CM	Diagnosis
HIV Diagnosis			
042	Human immunodeficiency virus [HIV]	ICD-9-CM	Diagnosis
V08	Asymptomatic human immunodeficiency virus (HIV) infection status	ICD-9-CM	Diagnosis
079.53	Human immunodeficiency virus, type 2 (HIV 2), in conditions classified elsewhere and of unspecified site	ICD-9-CM	Diagnosis
B20	Human immunodeficiency virus [HIV] disease	ICD-10-CM	Diagnosis
Z21	Asymptomatic human immunodeficiency virus [HIV] infection status	ICD-10-CM	Diagnosis
B97.35	Human immunodeficiency virus, type 2 [HIV 2] as the cause of diseases classified elsewhere	ICD-10-CM	Diagnosis
HIV Test			
795.71	Nonspecific serologic evidence of human immunodeficiency virus (HIV)	ICD-9-CM	Diagnosis
R75	Inconclusive laboratory evidence of human immunodeficiency virus [HIV]	ICD-10-CM	Diagnosis
Z11.4	Encounter for screening for human immunodeficiency virus [HIV]	ICD-10-CM	Diagnosis
3292F	HIV testing ordered or documented and reviewed during the first or second prenatal visit (Pre-Cr)	CPT-2	Procedure
3494F	CD4+ cell count <200 cells/mm ³ (HIV)	CPT-2	Procedure
3495F	CD4+ cell count 200 - 499 cells/mm ³ (HIV)	CPT-2	Procedure
3496F	CD4+ cell count => 500 cells/mm ³ (HIV)	CPT-2	Procedure
3497F	CD4+ cell percentage <15% (HIV)	CPT-2	Procedure
3498F	CD4+ cell percentage >=15% (HIV)	CPT-2	Procedure
3500F	CD4+ cell count or CD4+ cell percentage documented as performed (HIV)	CPT-2	Procedure
3502F	HIV RNA viral load below limits of quantification (HIV)	CPT-2	Procedure
3503F	HIV RNA viral load not below limits of quantification (HIV)	CPT-2	Procedure
86311	HIV ANTIG	CPT-4	Procedure
86312	Hiv (htlv-iii) Antibody Detection; Immunoassay	CPT-4	Procedure
86314	Hiv (htlv-iii) Antibody Detection; Confirmatory Test (eg, Western Blot)	CPT-4	Procedure
86689	Antibody; HTLV or HIV antibody, confirmatory test (eg, Western Blot)	CPT-4	Procedure
86701	Antibody; HIV-1	CPT-4	Procedure

Appendix E. International Classification of Diseases, Ninth and Tenth Revisions, Clinical Modification (ICD-9-CM and ICD-10-CM), Healthcare Common Procedure Coding System (HCPCS), and Current Procedural Terminology, Second, Third, and Fourth Editions (CPT-2, CPT-3, CPT-4) Codes Used to Define Baseline and Post-Index Characteristics in this Request

Code	Description	Code Type	Code Category
86702	Antibody; HIV-2	CPT-4	Procedure
86703	Antibody; HIV-1 and HIV-2, single result	CPT-4	Procedure
87389	Infectious agent antigen detection by immunoassay technique, (eg, enzyme immunoassay [EIA], enzyme-linked immunosorbent assay [ELISA], immunochemiluminometric assay [IMCA]) qualitative or semiquantitative, multiple-step method; HIV-1 antigen(s), with HIV-1 and HIV-2 antibodies, single result	CPT-4	Procedure
87390	Infectious agent antigen detection by immunoassay technique, (eg, enzyme immunoassay [EIA], enzyme-linked immunosorbent assay [ELISA], immunochemiluminometric assay [IMCA]) qualitative or semiquantitative, multiple-step method; HIV-1	CPT-4	Procedure
87391	Infectious agent antigen detection by immunoassay technique, (eg, enzyme immunoassay [EIA], enzyme-linked immunosorbent assay [ELISA], immunochemiluminometric assay [IMCA]) qualitative or semiquantitative, multiple-step method; HIV-2	CPT-4	Procedure
87534	Infectious agent detection by nucleic acid (DNA or RNA); HIV-1, direct probe technique	CPT-4	Procedure
87535	Infectious agent detection by nucleic acid (DNA or RNA); HIV-1, amplified probe technique, includes reverse transcription when performed	CPT-4	Procedure
87536	Infectious agent detection by nucleic acid (DNA or RNA); HIV-1, quantification, includes reverse transcription when performed	CPT-4	Procedure
87537	Infectious agent detection by nucleic acid (DNA or RNA); HIV-2, direct probe technique	CPT-4	Procedure
87538	Infectious agent detection by nucleic acid (DNA or RNA); HIV-2, amplified probe technique, includes reverse transcription when performed	CPT-4	Procedure
87539	Infectious agent detection by nucleic acid (DNA or RNA); HIV-2, quantification, includes reverse transcription when performed	CPT-4	Procedure
87806	Infectious agent antigen detection by immunoassay with direct optical observation; HIV-1 antigen(s), with HIV-1 and HIV-2 antibodies	CPT-4	Procedure
87901	Infectious agent genotype analysis by nucleic acid (DNA or RNA); HIV-1, reverse transcriptase and protease regions	CPT-4	Procedure
87903	Infectious agent phenotype analysis by nucleic acid (DNA or RNA) with drug resistance tissue culture analysis, HIV 1; first through 10 drugs tested	CPT-4	Procedure
87904	Infectious agent phenotype analysis by nucleic acid (DNA or RNA) with drug resistance tissue culture analysis, HIV 1; each additional drug tested (List separately in addition to code for primary procedure)	CPT-4	Procedure
87906	Infectious agent genotype analysis by nucleic acid (DNA or RNA); HIV-1, other region (eg, integrase, fusion)	CPT-4	Procedure
G0432	Infectious agent antibody detection by enzyme immunoassay (eia) technique, hiv-1 and/or hiv-2, screening	HCPCS	Procedure
G0433	Infectious agent antibody detection by enzyme-linked immunosorbent assay (elisa) technique, hiv-1 and/or hiv-2, screening	HCPCS	Procedure
G0435	Infectious agent antibody detection by rapid antibody test, hiv-1 and/or hiv-2, screening	HCPCS	Procedure
G0475	Hiv antigen/antibody, combination assay, screening	HCPCS	Procedure
S3645	Hiv-1 antibody testing of oral mucosal transudate	HCPCS	Procedure
Personal History of LTBI			
Z86.15	Personal history of latent tuberculosis infection	ICD-10-CM	Diagnosis

Appendix E. International Classification of Diseases, Ninth and Tenth Revisions, Clinical Modification (ICD-9-CM and ICD-10-CM), Healthcare Common Procedure Coding System (HCPCS), and Current Procedural Terminology, Second, Third, and Fourth Editions (CPT-2, CPT-3, CPT-4) Codes Used to Define Baseline and Post-Index Characteristics in this Request

Code	Description	Code Type	Code Category
Personal History of TB			
V12.01	Personal history of tuberculosis	ICD-9-CM	Diagnosis
Z86.11	Personal history of tuberculosis	ICD-10-CM	Diagnosis

Appendix F. List of Generic and Brand Names of Medical Products Used to Define Baseline and Post-Index Characteristics in this Request

Generic Name	Brand Name
Antidiabetic Drugs	
acarbose	acarbose
pioglitazone HCl/metformin HCl	Actoplus MET
pioglitazone HCl/metformin HCl	Actoplus Met XR
pioglitazone HCl	Actos
lixisenatide	Adlyxin
insulin lispro	Admelog SoloStar U-100 Insulin
insulin lispro	Admelog U-100 Insulin lispro
insulin regular, human	Afrezza
alogliptin benzoate	alogliptin
alogliptin benzoate/metformin HCl	alogliptin-metformin
alogliptin benzoate/pioglitazone HCl	alogliptin-pioglitazone
glimepiride	Amaryl
insulin glulisine	Apidra SoloStar U-100 Insulin
insulin glulisine	Apidra U-100 Insulin
metformin/caffeine/amino acids 7/herbal comb 125/choline bit	Appformin
metformin/amino acids no.7/herbal cmb.125/choline bitartrate	Appformin-D
rosiglitazone maleate/metformin HCl	Avandamet
rosiglitazone maleate/glimepiride	Avandaryl
rosiglitazone maleate	Avandia
glucagon	Baqsimi
insulin glargine,human recombinant analog	Basaglar KwikPen U-100 Insulin
exenatide microspheres	Bydureon
exenatide microspheres	Bydureon BCise
exenatide	Byetta
chlorpropamide	chlorpropamide
bromocriptine mesylate	Cycloset
dextrose	Dex4 Glucose
dextrose	Dex4 Glucose Bits
dextrose	Dex4 Glucose Pouch Pack
dextrose	Dex4 Glucose Quick Dissolve
dextrose	dextrose
glyburide	Diabeta
chlorpropamide	Diabinese
metformin HCl/blood sugar diagnostic	DM2
pioglitazone HCl/glimepiride	DUETACT
insulin regular, human/insulin release unit	Exubera Combination Pack 12
insulin regular, human/insulin release unit	Exubera Combination Pack 15
Insulin Regular, Human/Insulin Release Unit/Chamber/Inhaler	Exubera Kit
insulin regular, human/insulin release unit	Exubera Patient Pack
dapagliflozin propanediol	Farxiga
insulin aspart (niacinamide)	Fiasp FlexTouch U-100 Insulin
insulin aspart (niacinamide)	Fiasp U-100 Insulin
metformin HCl	Fortamet

Appendix F. List of Generic and Brand Names of Medical Products Used to Define Baseline and Post-Index Characteristics in this Request

Generic Name	Brand Name
glimepiride	glimepiride
glipizide	glipizide
glipizide/metformin HCl	glipizide-metformin
glucagon,human recombinant	GlucaGen
glucagon,human recombinant	GlucaGen HypoKit
glucagon,human recombinant	glucagon (human recombinant)
glucagon,human recombinant	Glucagon Emergency Kit (human)
glucagon HCl	glucagon HCl
dextrose	Gluco Burst
dextrose	Gluco Shot
metformin HCl	Glucophage
metformin HCl	Glucophage XR
dextrose	glucose
dextrose	Glucose Bits
dextrose	Glucose Gel
dextrose/maltodextrin	Glucose Powder
glipizide	Glucotrol
glipizide	Glucotrol XL
glyburide/metformin HCl	Glucovance
metformin HCl	Glumetza
dextrose	Glutose
dextrose	Glutose-15
dextrose	Glutose-45
dextrose	Glutose-5
glyburide	glyburide
glyburide/metformin HCl	glyburide-metformin
glyburide,micronized	glyburide micronized
glyburide,micronized	Glycron
glyburide,micronized	Glynase
miglitol	Glyset
empagliflozin/linagliptin	Glyxambi
insulin lispro	Humalog Junior KwikPen U-100
insulin lispro	Humalog KwikPen Insulin
insulin lispro protamine and insulin lispro	Humalog Mix 50-50 Insuln U-100
insulin lispro protamine and insulin lispro	Humalog Mix 50-50 KwikPen
insulin lispro protamine and insulin lispro	Humalog Mix 75-25 KwikPen
insulin lispro protamine and insulin lispro	Humalog Mix 75-25(U-100)Insulin
insulin lispro	Humalog Pen
insulin lispro	Humalog U-100 Insulin
insulin NPH human isophane/insulin regular, human	Humulin 50/50
insulin NPH human isophane/insulin regular, human	Humulin 70/30 Insulin Pen
insulin NPH human isophane/insulin regular, human	Humulin 70/30 U-100 Insulin
insulin NPH human isophane/insulin regular, human	Humulin 70/30 U-100 KwikPen
insulin NPH human isophane	Humulin N NPH Insulin KwikPen

Appendix F. List of Generic and Brand Names of Medical Products Used to Define Baseline and Post-Index Characteristics in this Request

Generic Name	Brand Name
insulin NPH human isophane	Humulin N NPH U-100 Insulin
insulin NPH human isophane	Humulin N Pen
insulin regular, human	Humulin R Regular U-100 Insulin
insulin regular, human	Humulin R U-500 (Conc) Insulin
insulin regular, human	Humulin R U-500 (Conc) Kwikpen
dextrose	Insta-Glucose
dextrose/dextrin/maltose	Insta-Glucose (with dextrin)
insulin lispro	insulin lispro
dextrose	Insulin Reaction Gel
canagliflozin/metformin HCl	Invokamet
canagliflozin/metformin HCl	Invokamet XR
canagliflozin	Invokana
sitagliptin phosphate/metformin HCl	Janumet
sitagliptin phosphate/metformin HCl	Janumet XR
sitagliptin phosphate	Januvia
empagliflozin	Jardiance
linagliptin/metformin HCl	Jentadueto
linagliptin/metformin HCl	Jentadueto XR
sitagliptin phosphate/simvastatin	Juvisync
alogliptin benzoate/metformin HCl	Kazano
saxagliptin HCl/metformin HCl	Kombiglyze XR
mifepristone	Korlym
insulin glargine, human recombinant analog	Lantus Solostar U-100 Insulin
insulin glargine, human recombinant analog	Lantus U-100 Insulin
insulin detemir	Levemir Flexpen
insulin detemir	Levemir FlexTouch U-100 Insulin
insulin detemir	Levemir U-100 Insulin
glipizide/metformin HCl	Metaglip
metformin HCl	metformin
metformin HCl	metformin (bulk)
dextrose	Microdot Glucose Gel
glyburide	Micronase
miglitol	miglitol
naproxen sodium	naproxen sodium
nateglinide	nateglinide
alogliptin benzoate	Nesina
insulin NPH human isophane/insulin regular, human	Novolin 70-30 FlexPen U-100
insulin NPH human isophane/insulin regular, human	Novolin 70/30 InnoLet Insulin
insulin NPH human isophane/insulin regular, human	Novolin 70/30 PenFill
insulin NPH human isophane/insulin regular, human	Novolin 70/30 U-100 Insulin
insulin NPH human isophane	Novolin N InnoLet
insulin NPH human isophane	Novolin N NPH U-100 Insulin
insulin NPH human isophane	Novolin N PenFill
insulin regular, human	Novolin R InnoLet

Appendix F. List of Generic and Brand Names of Medical Products Used to Define Baseline and Post-Index Characteristics in this Request

Generic Name	Brand Name
insulin regular, human	Novolin R PenFill
insulin regular, human	Novolin R Regular U-100 Insuln
insulin aspart	Novolog Flexpen U-100 Insulin
insulin aspart protamine human/insulin aspart	Novolog Mix 70-30 U-100 Insuln
insulin aspart protamine human/insulin aspart	Novolog Mix 70-30FlexPen U-100
insulin aspart	Novolog PenFill U-100 Insulin
insulin aspart	Novolog U-100 Insulin aspart
saxagliptin HCl	Onglyza
alogliptin benzoate/pioglitazone HCl	Oseni
semaglutide	Ozempic
pioglitazone HCl	pioglitazone
pioglitazone HCl/glimepiride	pioglitazone-glimepiride
pioglitazone HCl/metformin HCl	pioglitazone-metformin
repaglinide/metformin HCl	Prandimet
repaglinide	Prandin
acarbose	Precose
diazoxide	Proglycem
dapagliflozin propanediol/saxagliptin HCl	Qtern
dextrose/cholecalciferol (vitamin D3)	ReliOn Glucose
repaglinide	repaglinide
repaglinide/metformin HCl	repaglinide-metformin
metformin HCl	Riomet
liraglutide	Saxenda
ertugliflozin pidolate/metformin HCl	Segluromet
insulin glargine,human recombinant analog/lixisenatide	Soliqua 100/33
nateglinide	Starlix
ertugliflozin pidolate	Steglatro
ertugliflozin pidolate/sitagliptin phosphate	Steglujan
dextrose	SugarUp
pramlintide acetate	Symlin
pramlintide acetate	SymlinPen 120
pramlintide acetate	SymlinPen 60
empagliflozin/metformin HCl	Synjardy
empagliflozin/metformin HCl	Synjardy XR
albiglutide	Tanzeum
tolazamide	tolazamide
tolbutamide	tolbutamide
insulin glargine,human recombinant analog	Toujeo Max U-300 SoloStar
insulin glargine,human recombinant analog	Toujeo SoloStar U-300 Insulin
linagliptin	Tradjenta
insulin degludec	Tresiba FlexTouch U-100
insulin degludec	Tresiba FlexTouch U-200
insulin degludec	Tresiba U-100 Insulin
dextrose	TRUEplus Glucose

Appendix F. List of Generic and Brand Names of Medical Products Used to Define Baseline and Post-Index Characteristics in this Request

Generic Name	Brand Name
dextrose/cholecalciferol (vitamin D3)	TRUEplus Glucose with Vit D3
dulaglutide	Trulicity
dextrose	Ultilet Glucose
liraglutide	Victoza 2-Pak
liraglutide	Victoza 3-Pak
dapagliflozin propanediol/metformin HCl	Xigduo XR
insulin degludec/liraglutide	Xultophy 100/3.6
Tumor Necrosis Factor-Alpha Inhibitors	
certolizumab pegol	Cimzia
certolizumab pegol	Cimzia Powder for Reconst
certolizumab pegol	Cimzia Starter Kit
etanercept	Enbrel
etanercept	Enbrel Mini
etanercept	Enbrel SureClick
adalimumab	Humira
adalimumab	Humira Pediatric Crohns Start
adalimumab	Humira Pen
adalimumab	Humira Pen Crohns-UC-HS Start
adalimumab	Humira Pen Psor-Uveits-Adol HS
adalimumab	Humira(CF)
adalimumab	Humira(CF) Pedi Crohns Starter
adalimumab	Humira(CF) Pen
adalimumab	Humira(CF) Pen Crohns-UC-HS
adalimumab	Humira(CF) Pen Psor-Uv-Adol HS
infliximab-dyyb	Inflectra
infliximab	Remicade
infliximab-abda	Renflexis
golimumab	Simponi
golimumab	Simponi ARIA

Appendix G. Specifications for Defining Parameters for this Request

This request executed the Cohort Identification and Descriptive Analysis (CIDA) tool, version 9.0.1 with additional programming, to describe baseline and post-index characteristics of patients diagnosed and treated for latent tuberculosis infection (LTBI) and to estimate time from LTBI diagnosis to treatment, time from tuberculosis (TB) test to treatment, and time from LTBI diagnosis to TB diagnosis.

Query periods: January 1, 2008 - December 31, 2019

Coverage requirement: Medical and drug coverage

Pre-index enrollment requirement: 365 days

Post-index enrollment requirement: 365 days

Enrollment gap: 45 days

Age groups: 0-4, 5-14, 15-24, 25-44, 45-64, 65+ years

Stratifications: Age, sex, race, ethnicity, region

QRP features: Baseline characteristics, censoring table, code distribution, combo tool, concomitant tool, geographic location

	Exposure				Inclusion/Exclusion			Event/Outcome			Covariates		
	Index exposure	Cohort definition	Washout (days)	Minimum episode length	Intent to treat (pre-defined episode length)	Incident with respect to:	Censor treatment episode at evidence of:	Include/Exclude Condition	Evaluation window	Event	Washout (days)	Incident with respect to:	Covariates
LTBI trx Tables 1 and 4	1	INH	Retain first valid episode only	365 days	1 day	---	INH, RIF (minimum episode length of 20 days), RPT	*Death; *DP end date; *Disenrollment *Switch to RIF, RPT, EMB, or PZA	---	---	---	---	See Appendix H
	2	RIF	Retain first valid episode only	365 days	20 days	---	INH, RIF (minimum episode length of 20 days), RPT	*Death; *DP end date; *Disenrollment *Switch to INH, RPT, EMB, or PZA	Exclude if evidence of exclusion codes AND NO evidence of inclusion codes	-365, 0	---	---	See Appendix H
	3	INH+RPT	Retain first valid episode only	365 days	1 day	---	INH, RIF (minimum episode length of 20 days), RPT	*Death; *DP end date; *Disenrollment *Switch to RIF, EMB, or PZA	---	---	---	---	See Appendix H
	4	INH, RIF, or INH+RPT (min episode length = 20 days for RIF)	Retain first valid episode only	365 days	1 day	---	INH, RIF (minimum episode length of 20 days), RPT	*Death; *DP end date; *Disenrollment *Switch to EMB or PZA	---	---	---	---	See Appendix H

Appendix G. Specifications for Defining Parameters for this Request

This request executed the Cohort Identification and Descriptive Analysis (CIDA) tool, version 9.0.1 with additional programming, to describe baseline and post-index characteristics of patients diagnosed and treated for latent tuberculosis infection (LTBI) and to estimate time from LTBI diagnosis to treatment, time from tuberculosis (TB) test to treatment, and time from LTBI diagnosis to TB diagnosis.

TB trx Tables 1 and 4	5	INH+RIF+EMB+PZA	Retain first valid episode only	365 days	1 day	---	TB diagnosis (reflected in exclusion file, not cohort codes)	*Death; *DP end date; *Disenrollment *Switch to RPT	---	---	---	---	---	---	See Appendix H
	6	LTBI diagnosis	Retain first valid episode only	365 days	---	365 days	LTBI diagnosis	*Death; *DP end date; *Disenrollment	---	---	---	INH	365 days	INH, RIF (minimum episode length of 20 days), RPT	---
Time to LTBI trx Table 2	7	LTBI diagnosis	Retain first valid episode only	365 days	---	365 days	LTBI diagnosis	*Death; *DP end date; *Disenrollment	---	---	---	RIF (min episode length of 20 days)	365 days	INH, RIF (minimum episode length of 20 days), RPT	---
	8	LTBI diagnosis	Retain first valid episode only	365 days	---	365 days	LTBI diagnosis	*Death; *DP end date; *Disenrollment	---	---	---	INH+RPT	365 days	INH, RIF (minimum episode length of 20 days), RPT	---
Time to TB trx Table 2	9	LTBI diagnosis	Retain first valid episode only	365 days	---	365 days	LTBI diagnosis	*Death; *DP end date; *Disenrollment	---	---	---	INH, RIF, or INH+RPT (min episode	365 days	INH, RIF (minimum episode length of 20 days), RPT	---
	10	TB diagnosis	Retain first valid episode only	365 days	---	365 days	TB diagnosis	*Death; *DP end date; *Disenrollment	---	---	---	INH+RIF+EMB+PZA	365 days	TB diagnosis (implemented as part of exposure washout)	---
Testing	11	Most recent test with evidence of subsequent trx (TST, IGRA,	Retain most recent episode only	---	---	365 days	---	*Death; *DP end date; *Disenrollment	---	---	---	INH, RIF, or INH+RPT (min episode	---	---	---

Appendix G. Specifications for Defining Parameters for this Request

This request executed the Cohort Identification and Descriptive Analysis (CIDA) tool, version 9.0.1 with additional programming, to describe baseline and post-index characteristics of patients diagnosed and treated for latent tuberculosis infection (LTBI) and to estimate time from LTBI diagnosis to treatment, time from tuberculosis (TB) test to treatment, and time from LTBI diagnosis to TB diagnosis.

Table 3	Most recent test with evidence of subsequent trx (TST, IGRA, Retain most recent episode only	---	---	365 days	---	*Death; *DP end date; *Disenrollment	---	---	---	INH+RIF+E MB+PZA	---	---	---	
Time to TB dx	13 LTBI diagnosis	Retain first valid episode only	0 days	---	365 days	---	*Death; *DP end date; *Disenrollment	---	---	---	TB diagnosis	---	---	---
Table 5	14 LTBI diagnosis	Retain first valid episode only	0 days	---	730 days	---	*Death; *DP end date; *Disenrollment	---	---	---	TB diagnosis	---	---	---
International Classification of Diseases, Ninth and Tenth Revisions (ICD-9 and ICD-10), Healthcare Common Procedure Coding System (HCPCS), and Current Procedural Terminology (CPT) codes are provided by Optum360. National Drug Codes (NDC) are checked against First Data Bank's "National Drug Data File (NDDF®) Plus."														

Appendix H. List of Baseline and Post-Index Characteristics Evaluated in this Request

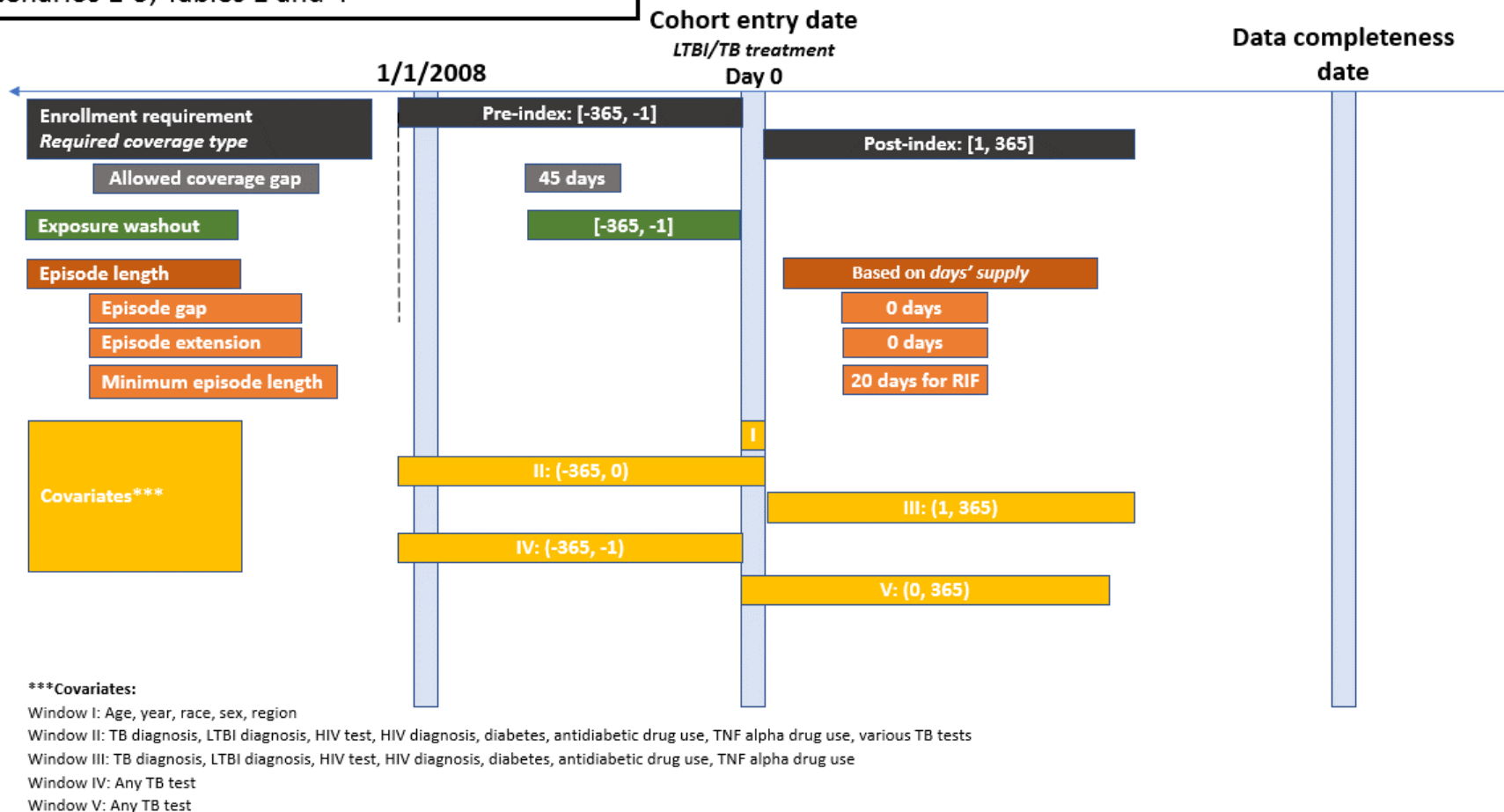
Covariate	Evaluation Window
Mean Age (years)	
0-4	Index date
5-14	Index date
15-24	Index date
25-44	Index date
45-64	Index date
65+	Index date
Sex	
Female	Index date
Male	Index date
Other	Index date
Race	
American Indian or Alaska Native	Index date
Asian	Index date
Black or African American	Index date
Native Hawaiian or Other Pacific Islander	Index date
White	Index date
Unknown	Index date
Hispanic Origin	
Northeast	Index date
South	Index date
Midwest	Index date
West	Index date
Year	
2008	Index date
2009	Index date
2010	Index date
2011	Index date
2012	Index date
2013	Index date
2014	Index date
2015	Index date
2016	Index date
2017	Index date
2018	Index date
Diagnosis	
TB diagnosis	-365 to 0 days
TB diagnosis	1 to 365 days
LTBI diagnosis	-365 to 0 days
LTBI diagnosis	1 to 365 days
HIV test	-365 to 0 days
HIV test	1 to 365 days
HIV diagnosis	-365 to 0 days
HIV diagnosis	1 to 365 days
Diabetes	-365 to 0 days

Appendix H. List of Baseline and Post-Index Characteristics Evaluated in this Request

Covariate	Evaluation Window
Diabetes	1 to 365 days
Antidiabetic drug use	-365 to 0 days
Antidiabetic drug use	1 to 365 days
TNF alpha drug use	-365 to 0 days
TNF alpha drug use	1 to 365 days
Tuberculin skin test	-365 to 0 days
Tuberculin skin test result	-365 to 0 days
Interferon-gamma release assay test	-365 to 0 days
Personal history of LTBI	-365 to 0 days
Encounter screening for LTBI	-365 to 0 days
Personal history of TB	-365 to 0 days
Encounter screening for TB	-365 to 0 days
Patients with IGRA or TST	-365 to 0 days
Patients with both IGRA and TST	-365 to 0 days
Patients with neither IGRA nor TST	-365 to 0 days
Chest radiograph	-365 to 0 days
Thoracic CT scan	-365 to 0 days
Chest radiograph or Thoracic CT scan	-365 to 0 days
Sputum culture	-365 to 0 days
Sputum smear	-365 to 0 days
Sputum culture or smear	-365 to 0 days
TST and chest radiograph	-365 to 0 days
TST and thoracic CT scan	-365 to 0 days
TST and Chest radiograph or Thoracic CT scan	-365 to 0 days
TST and sputum culture	-365 to 0 days
TST and sputum smear	-365 to 0 days
TST and sputum culture or smear	-365 to 0 days
TST and any of the above tests	-365 to 0 days
IGRA and chest radiograph	-365 to 0 days
IGRA and thoracic CT scan	-365 to 0 days
IGRA and Chest radiograph or Thoracic CT scan	-365 to 0 days
IGRA and sputum culture	-365 to 0 days
IGRA and sputum smear	-365 to 0 days
IGRA and sputum culture or smear	-365 to 0 days
IGRA and any of the above tests	-365 to 0 days
Any testing (TST, IGRA, CXR, CT scan (thoracic), sputum)	-365 to -1
Any testing (TST, IGRA, CXR, CT scan (thoracic), sputum)	0 to 365

Appendix I. Design Diagrams Illustrating Specifications for this Request

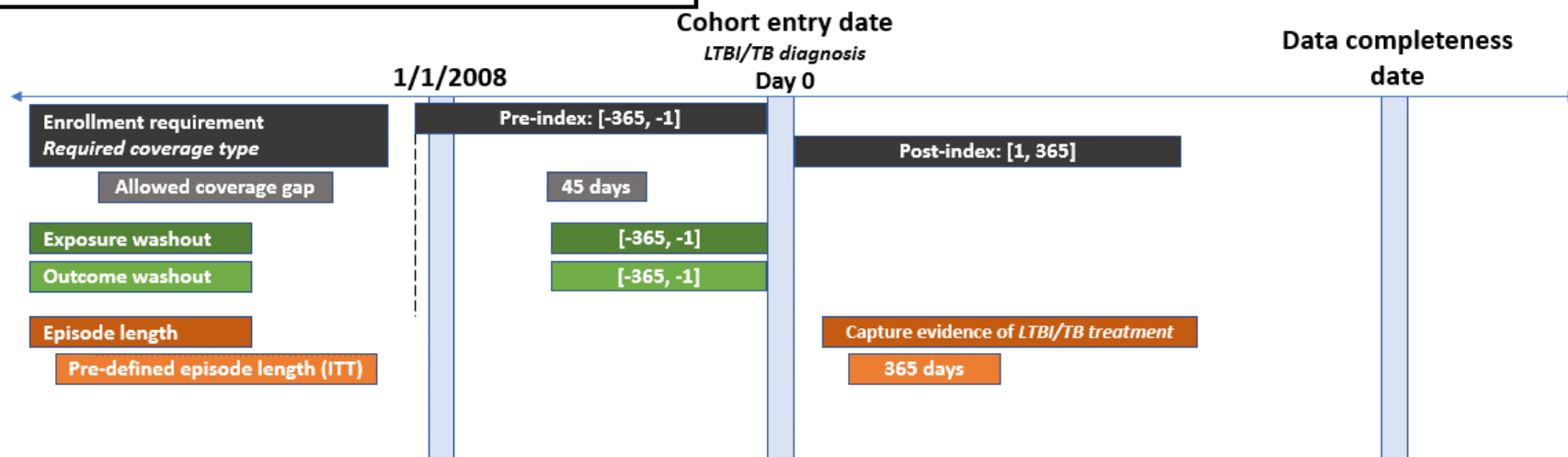
Characteristics of new users of LTBI/TB treatment
Scenarios 1-5, Tables 1 and 4



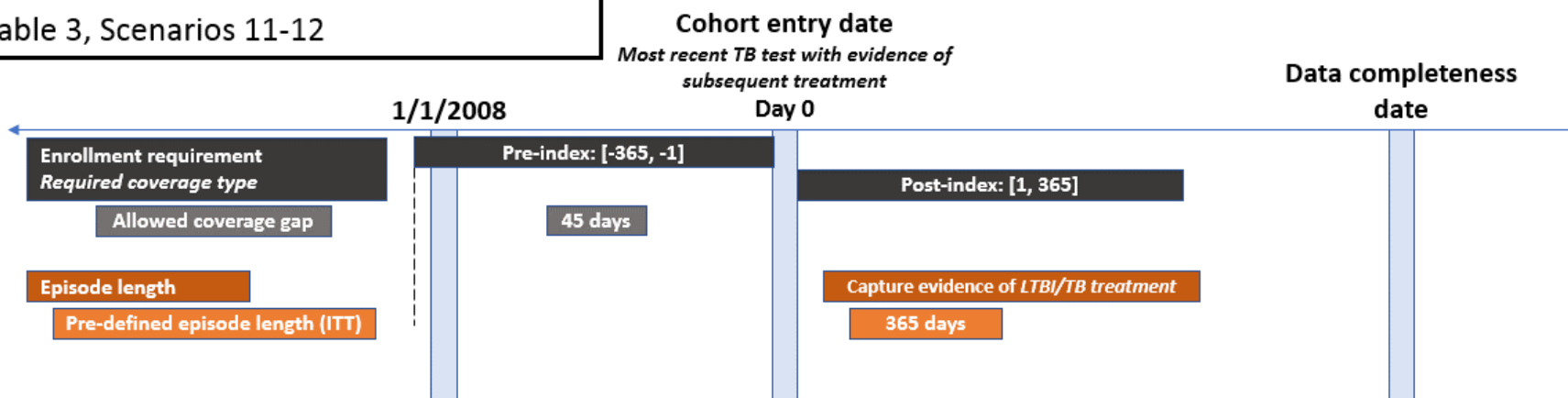
* The cohort of rifampin (RIF) users has additional cohort eligibility criteria requiring users to have no evidence of the exclusion codes listed in Appendix D in the year prior to and including index, unless they had evidence of the inclusion codes listed in Appendix D during the same time frame.

Appendix I. Design Diagrams Illustrating Specifications for this Request

LTBI/TB treatment among those with LTBI diagnosis
Scenarios 6-10, Table 2



Members with TB test and later treatment
Table 3, Scenarios 11-12



Appendix I. Design Diagrams Illustrating Specifications for this Request

