

Disclaimer

The following report(s) provides findings from an FDA-initiated query using Sentinel. While Sentinel queries may be undertaken to assess potential medical product safety risks, they may also be initiated for various other reasons. Some examples include determining a rate or count of an identified health outcome of interest, examining medical product use, exploring the feasibility of future, more detailed analyses within Sentinel, and seeking to better understand Sentinel capabilities.

Data obtained through Sentinel are intended to complement other types of evidence such as preclinical studies, clinical trials, postmarket studies, and adverse event reports, all of which are used by FDA to inform regulatory decisions regarding medical product safety. The information contained in this report is provided as part of FDA's commitment to place knowledge acquired from Sentinel in the public domain as soon as possible. Any public health actions taken by FDA regarding products involved in Sentinel queries will continue to be communicated through existing channels.

FDA wants to emphasize that the fact that FDA has initiated a query involving a medical product and is reporting findings related to that query does not mean that FDA is suggesting health care practitioners should change their prescribing practices for the medical product or that patients taking the medical product should stop using it. Patients who have questions about the use of an identified medical product should contact their health care practitioners.

The following report contains a description of the request, request specifications, and results from the modular program run(s).

If you are using a web page screen reader and are unable to access this document, please contact the Sentinel Operations Center for assistance at info@sentinelssystem.org.

Overview for Report: cder_iqp_wp022 (Report 1 of 4)

Request ID: cder_iqp_wp022

Request Description: In this report, we described COVID-19 therapeutic treatment and death among patients who were hospitalized with COVID-19 and among patients with severe COVID-19, stratified by racial and ethnic group. In addition to describing these groups overall, we also described the subset of each group with evidence of vaccination against COVID-19. This is report 1 of 4. Report 1 includes data from January 1, 2021 - April 30, 2021. Report 2 includes data from May 1, 2021 - August 31, 2021. Report 3 includes data from September 1, 2021 - December 31, 2021. Report 4 includes data from January 1, 2022 - April 30, 2022.

Data Source: We ran this query on June 21, 2022. This query contains data from 36 health care organizations (HCOs), provided through the TriNetX Live™ platform in the USA Network with No Shift from January 1, 2021 to April 30, 2021.

TriNetX aggregates electronic health record (EHR) systems data from its partner HCOs to create queryable datasets. TriNetX datasets primarily comprise clinical patient data such as demographics, diagnoses, procedures, labs, and medications. The USA Network with No Shift contains HCOs that do not date shift their data. For more information on the TriNetX Live™ platform and the TriNetX data visit their website here: <https://trinetx.com/>

Study Design: We identified individuals of different racial and ethnic groups with evidence of hospitalized COVID-19 and severe COVID-19, overall and among those with a history of vaccination against COVID-19. This was done using the Query Builder module in the TriNetX Live™ platform. We additionally characterized the demographic and geographic distribution of our cohorts using the Explore Cohort module. We further utilized the Compare Outcomes Analytics module to count the number of patients with a death record or evidence of various COVID-19 therapeutic treatments, including remdesivir, systemic glucocorticoids, baricitinib, COVID-19 convalescent plasma, IL-1 inhibitors, tocilizumab, bamlanivimab, bamlanivimab/etesevimab, casirivimab/imdevimab, and sotrovimab.

Cohort Definition: Our cohorts of interest in this request were hospitalized COVID-19 and severe COVID-19. We defined hospitalized COVID-19 as evidence of a COVID-19 diagnosis or positive lab result with a record of an inpatient visit within three days before or after the COVID-19 record. We defined severe COVID-19 as evidence of a COVID-19 diagnosis or positive lab result with evidence of either an intensive care unit (ICU) encounter, extracorporeal membrane oxygenation (ECMO), or mechanical ventilation within seven days after the COVID-19 record. For cohorts with a history of COVID-19 vaccination, we required patients to have evidence of a COVID-19 vaccine any time prior to their COVID-19 record. For outcome evaluation, we defined our index date as the first day in which patients fulfilled all relevant cohort-defining events. Please see Appendix A for a list of codes used to define the cohorts in this request.

Cohort Eligibility Criteria: For each of our racial and ethnic demographic cohorts of interest, we defined the population by including an "ungrouped" demographic term for race or ethnicity in all Query Builder queries. We separately assessed the following racial and ethnic cohorts:

- 1) Overall
- 2) American Indian or Alaska Native OR Native Hawaiian or Other Pacific Islander
- 3) Asian
- 4) Black or African American
- 5) White
- 6) Unknown race or ethnicity (defined as patients "cannot have" any other demographic race or ethnicity term)
- 7) Hispanic/Latino
- 8) Non-Hispanic/Latino

Overview for Report: cder_iqp_wp022 (Report 1 of 4)

Outcomes of Interest: Our outcomes of interest in this request were death and the following grouped COVID-19 treatments: 1) remdesivir or systemic glucocorticoids, 2) baricitinib, COVID-19 convalescent plasma, or IL-1 inhibitors, 3) tocilizumab, and 4) bamlanivimab, bamlanivimab/etesevimab, casirivimab/imdevimab, or sotrovimab. We utilized the "Measures of Association" metric in the Compare Outcomes Analytics module to determine the number of patients with each outcome of interest. For the death outcome, we looked for evidence of a death record in the 0-30 days following the cohort-defining index criteria. For the COVID-19 treatment outcomes, we looked for evidence of the treatment of interest in the 0-14 days following index. We defined these COVID-19 treatments using RxNorm medication terms, Healthcare Common Procedure Coding System (HCPCS), and International Classification of Diseases, Tenth Revision, Procedure Coding System (ICD-10-PCS) procedure codes. Please see Appendix B for a list of RxNorm terms and procedure codes used to define outcomes in this request.

Please see Appendices C-E for the specifications of parameters used in this request and design diagrams.

Limitations: Algorithms used to define cohorts and outcomes and mapping of source data to the data model are imperfect and susceptible to misclassification. Additionally, EHR data in the US lacks longitudinality. The information before or after patients' healthcare encounters could be missing, especially if patient care was administered across different HCOs that might not participate in the TriNetX USA network. We are unable to determine if absence of evidence of a condition implies a true absence of a condition or if the condition was not observed in the data. Therefore, data should be interpreted with these limitations in mind.

All counts provided through the TriNetX Live™ platform are rounded up to the nearest 10 to protect patient privacy. This rounding affects error, especially as sample sizes decrease. Error due to rounding can range from <0.09% when sample sizes are >10,000 to nearly 20% as sample sizes drop. Thus, all estimates should be interpreted as ranges, and small sample sizes should be interpreted with caution.

Notes: We ran this query on June 21, 2022. A re-run of this query for the same query period in the future may not yield the same results owing to the dynamic nature of the TriNetX Live™ network.

Please contact the Sentinel Operations Center (info@sentinelssystem.org) for questions and to provide comments/suggestions for future enhancements to this document. For more information on Sentinel's querying in the TriNetX platform, please refer to the Sentinel Website (<https://www.sentinelinitiative.org/methods-data-tools/methods/trinetx-rapid-querying>).

Table of Contents

Glossary	Terms for Analyses Using TriNetX Live™ Platform
Table 1	COVID-19 Therapeutics and Death Among Hospitalized Patients with COVID-19 and Patients with Severe COVID-19 from January 1, 2021 - April 30, 2021, by Vaccination History
Figure 1a	Demographics Among Patients Hospitalized with COVID-19 from January 1, 2021 - April 30, 2021
Figure 1b	Demographics Among American Indian, Alaska Native, Native Hawaiian, or Other Pacific Islander Patients Hospitalized with COVID-19 from January 1, 2021 - April 30, 2021
Figure 1c	Demographics Among Asian Patients Hospitalized with COVID-19 from January 1, 2021 - April 30, 2021
Figure 1d	Demographics Among Black or African American Patients Hospitalized with COVID-19 from January 1, 2021 - April 30, 2021
Figure 1e	Demographics Among White Patients Hospitalized with COVID-19 from January 1, 2021 - April 30, 2021
Figure 1f	Demographics Among Unknown Race or Unknown Ethnicity Patients Hospitalized with COVID-19 from January 1, 2021 - April 30, 2021
Figure 1g	Demographics Among Hispanic/Latino Patients Hospitalized with COVID-19 from January 1, 2021 - April 30, 2021
Figure 1h	Demographics Among Non-Hispanic/Latino Patients Hospitalized with COVID-19 from January 1, 2021 - April 30, 2021
Figure 2a	Demographics Among Patients Hospitalized with COVID-19 and a History of Vaccination from January 1, 2021 - April 30, 2021
Figure 2b	Demographics Among American Indian, Alaska Native, Native Hawaiian, or Other Pacific Islander Patients Hospitalized with COVID-19 and a History of Vaccination from January 1, 2021 - April 30, 2021
Figure 2c	Demographics Among Asian Patients Hospitalized with COVID-19 and a History of Vaccination from January 1, 2021 - April 30, 2021
Figure 2d	Demographics Among Black or African American Patients Hospitalized with COVID-19 and a History of Vaccination from January 1, 2021 - April 30, 2021
Figure 2e	Demographics Among White Patients Hospitalized with COVID-19 and a History of Vaccination from January 1, 2021 - April 30, 2021
Figure 2f	Demographics Among Unknown Race or Unknown Ethnicity Patients Hospitalized with COVID-19 and a History of Vaccination from January 1, 2021 - April 30, 2021
Figure 2g	Demographics Among Hispanic/Latino Patients Hospitalized with COVID-19 and a History of Vaccination from January 1, 2021 - April 30, 2021
Figure 2h	Demographics Among Non-Hispanic/Latino Patients Hospitalized with COVID-19 and a History of Vaccination from January 1, 2021 - April 30, 2021
Figure 3a	Demographics Among Patients with Severe COVID-19 from January 1, 2021 - April 30, 2021
Figure 3b	Demographics Among American Indian, Alaska Native, Native Hawaiian, or Other Pacific Islander Patients with Severe COVID-19 from January 1, 2021 - April 30, 2021
Figure 3c	Demographics Among Asian Patients with Severe COVID-19 from January 1, 2021 - April 30, 2021

Table of Contents	
Figure 3d	Demographics Among Black or African American Patients with Severe COVID-19 from January 1, 2021 - April 30, 2021
Figure 3e	Demographics Among White Patients with Severe COVID-19 from January 1, 2021 - April 30, 2021
Figure 3f	Demographics Among Unknown Race or Unknown Ethnicity Patients with Severe COVID-19 from January 1, 2021 - April 30, 2021
Figure 3g	Demographics Among Hispanic/Latino Patients with Severe COVID-19 from January 1, 2021 - April 30, 2021
Figure 3h	Demographics Among Non-Hispanic/Latino Patients with Severe COVID-19 from January 1, 2021 - April 30, 2021
Figure 4a	Demographics Among Patients with Severe COVID-19 and a History of Vaccination from January 1, 2021 - April 30, 2021
Figure 4b	Demographics Among American Indian, Alaska Native, Native Hawaiian, or Other Pacific Islander Patients with Severe COVID-19 and a History of Vaccination from January 1, 2021 - April 30, 2021
Figure 4c	Demographics Among Asian Patients with Severe COVID-19 and a History of Vaccination from January 1, 2021 - April 30, 2021
Figure 4d	Demographics Among Black or African American Patients with Severe COVID-19 and a History of Vaccination from January 1, 2021 - April 30, 2021
Figure 4e	Demographics Among White Patients with Severe COVID-19 and a History of Vaccination from January 1, 2021 - April 30, 2021
Figure 4f	Demographics Among Unknown Race or Unknown Ethnicity Patients with Severe COVID-19 and a History of Vaccination from January 1, 2021 - April 30, 2021
Figure 4g	Demographics Among Hispanic/Latino Patients with Severe COVID-19 and a History of Vaccination from January 1, 2021 - April 30, 2021
Figure 4h	Demographics Among Non-Hispanic/Latino Patients with Severe COVID-19 and a History of Vaccination from January 1, 2021 - April 30, 2021
Figure 5a	Geographic Distribution of Patients Hospitalized with COVID-19 from January 1, 2021 to April 30, 2021, by Race/Ethnicity
Figure 5b	Geographic Distribution of Patients Hospitalized with COVID-19 and a History of Vaccination from January 1, 2021 to April 30, 2021, by Race/Ethnicity
Figure 5c	Geographic Distribution of Patients with Severe COVID-19 from January 1, 2021 to April 30, 2021, by Race/Ethnicity
Figure 5d	Geographic Distribution of Patients with Severe COVID-19 and a History of Vaccination from January 1, 2021 to April 30, 2021, by Race/Ethnicity
Appendix A	List of International Classification of Diseases, Tenth Revision, Clinical Modification (ICD-10-CM) Diagnosis Codes, Healthcare Common Procedure Coding System (HCPCS), Current Procedural Terminology (CPT), and International Classification of Diseases, Tenth Revision, Procedure Coding System (ICD-10-PCS) Procedure Codes, RxNorm Medication Codes, TriNetX Laboratory (TNX:LAB) Codes, and Visit Terms Used to Define Cohorts in this Request

Table of Contents	
Appendix B	List of Healthcare Common Procedure Coding System (HCPCS) and International Classification of Diseases, Tenth Revision, Procedure Coding System (ICD-10-PCS) Procedure Codes, and RxNorm Medication Codes Used to Define Outcomes in this Request
Appendix C	Specifications Defining Query Builder Cohorts in this Request
Appendix D	Specifications Defining Analytics Modules in this Request
Appendix E	Design Diagrams of Cohort Entry Requirements

Glossary of Terms for Analyses Using TriNetX Live™ Platform*

- Characteristic** - A medical fact (e.g., diagnosis, procedure, lab result) that occurred on or before the cohort-defining index event.
- Explore Cohort** - A description module on the TriNetX platform that presents a clinical profile of patients in a given cohort. Patient counts are rounded up to the nearest 10 before percentages are calculated, so the sum each of the values in one category may not total to 100%.
- Date Shifting** - A data obfuscation technique that some HCOs use to preserve patient privacy. Date shifting entails assigning each patient a random number of days (eg, -365 to +365 days) and consistently adjusting each of their dates by that number of days, thus maintaining temporal relationships between records within a single patient.
- Fact** - (Medical Fact) A unit of utilization that represents a medical observation on a patient (e.g., diagnosis, procedure, clinical observation).
- Filter** - A method of limiting terms included in queries to a specific subset of data. Filters include age at time of event, data source (electronic health record or natural language processing); brand name, route, and strength for medication terms; occurrence (first or most recent) for lab terms; and priority for diagnosis and procedure terms.
- Group** - A series of codes and terms defined with Boolean logic that are used to create a query cohort. For each group, users have the ability to specified time periods of interest, and the number of instances that the group must occur for cohort entry.
- Subgroup** - Within a group, additional subgroups can be specified to define temporal relationships between the terms in the subgroup (e.g., terms in subgroup B must occur within 5 days after terms in subgroup A). Users can require that these temporal constraints be applied to the 1) first, 2) last, or 3) any instance of each subgroup.
- Health Care Organization (HCO)** - Organizations that contribute electronic healthcare record data to the TriNetX data networks. HCOs include academic institutions and community health provider systems and a single HCO may contain one or more individual sites or facilities.
- Index** - The first date when a patient meets all of the cohort-defining criteria. In Analytics modules, the index can be defined as the date when a patient meets all of the cohort criteria, or only one specific group's criteria.
- Module** - A subsection of the TriNetX platform that performs a distinct functionality. Cohorts are created using the Query Builder module. Descriptive modules include Healthcare Organizations, Explore Cohorts, Rate of Arrival, Summary Statistics, and Analyze Criteria. Advanced analytic modules include Analyze Outcomes, Compare Outcomes, Compare Cohorts, Treatment Pathways, and Incidence and Prevalence.
- Network** - An aggregation of HCOs contributing data to the platform. Multiple networks are available for querying on the platform; the different networks represent subsets of HCOs organized by date-shifting practices or availability of downloadable datasets.
- Outcome** - A medical fact (e.g., diagnosis, procedure, lab result) that occurred on or after the cohort-defining index event.
- Query** - In the TriNetX platform, a query is a distinct cohort with a unique set of terms and logic. Query cohorts are created using the Query Builder platform module.
- Risk** - In Advanced Analytics modules, risk refers to the percentage of patients in each cohort with the specified outcome of interest.
- Priority** - An indication whether the code was the condition that the provider spent the most time evaluating or treating during a visit. Possible values include primary, secondary, or unknown.
- Term** - The codes used to specify patient cohort criteria in a query. Code options include diagnoses, procedures, medications, labs, demographics, genomics, and visits. Terms can be linked together using and/or Boolean logic. TriNetX also creates terms that group together multiple medical codes into single clinical concepts.

Cannot Have Term - A category of terms within a query group that patients must not have evidence of to be included in the cohort.

Must Have Term - A category of terms within a query group that patients must have evidence of to be included in the cohort.

Time Constraint - used to define time periods of interest for each group within a query. Time constraints can be defined relative to the date the query was run (e.g., any time before today), or defined based on specific dates (e.g., January 1, 2015 to September 30, 2020).

Treatment Pathway - In Advanced Analytics modules, the Treatment Pathways module returns the order in which patients received treatment and the prevalence of treatments, including combination of medications, following an index event.

TriNetX Codes - For commonly used laboratory terms, TriNetX aggregates Logical Observation Identifiers Names and Codes (LOINC) laboratory codes at a clinically significant level to new queryable TNX:LAB terms.

Visit - A type of term used to specify the type of medical encounter or facility where the encounter was recorded. Visit terms are derived by TriNetX from the source data. Visits are recorded separately from the codes or labs that occurred during the encounter; care settings are not attached to individual codes. Values for visit terms include: ambulatory, emergency, field, home health, inpatient encounter, inpatient acute, inpatient non-acute, laboratory, observation, pharmacy, pre-admission, short stay, virtual, and unknown.

*all terms may not be used in this report

Table 1. COVID-19 Therapeutics and Death Among Hospitalized Patients with COVID-19 and Patients with Severe COVID-19 from January 1, 2021 - April 30, 2021, by Vaccination History^{1,2}

	Hospitalized Patients with COVID-19				Patients with Severe COVID-19			
	Overall		Vaccinated		Overall		Vaccinated	
	Number	Percent	Number	Percent	Number	Percent	Number	Percent
Patients of Any Race	72,600	100%	1,460	100%	11,770	100%	230	100%
Therapeutics [0, 14 days]								
Remdesivir or systemic glucocorticoids	46,870	64.6%	800	54.8%	8,880	75.4%	170	73.9%
Baricitinib, COVID-19 convalescent plasma, or IL-1 inhibitors	4,200	5.8%	50	3.4%	930	7.9%	20	8.7%
Tocilizumab	1,300	1.8%	40	2.7%	630	5.4%	20	8.7%
Bamlanivimab, bamlanivimab/etesevimab, casirivimab/imdevimab, or sotrovimab	390	0.5%	20	1.4%	30	0.3%	10	4.3%
Death [0, 30 days]	5,200	7.2%	70	4.8%	3,800	32.3%	50	21.7%
Patients of American Indian, Alaska Native, Native Hawaiian, or Other Pacific Islander Race*	370	100%	10	100%	90	100%	10	100%
Therapeutics [0, 14]								
Remdesivir or systemic glucocorticoids	290	78.4%	--	--	70	77.8%	--	--
Baricitinib, COVID-19 convalescent plasma, or IL-1 inhibitors	40	10.8%	--	--	10	11.1%	--	--
Tocilizumab	20	5.4%	--	--	10	11.1%	--	--
Bamlanivimab, bamlanivimab/etesevimab, casirivimab/imdevimab, or sotrovimab	10	2.7%	--	--	0	0.0%	--	--
Death [0, 30 days]	30	8.1%	--	--	30	33.3%	--	--
Patients of Asian Race	2,850	100%	50	100%	390	100%	20	100%
Therapeutics [0, 14 days]								
Remdesivir or systemic glucocorticoids	1,820	63.9%	30	60.0%	290	74.4%	20	100.0%
Baricitinib, COVID-19 convalescent plasma, or IL-1 inhibitors	170	6.0%	0	0.0%	30	7.7%	0	0.0%
Tocilizumab	50	1.8%	10	20.0%	30	7.7%	10	50.0%
Bamlanivimab, bamlanivimab/etesevimab, casirivimab/imdevimab, or sotrovimab	10	0.4%	10	20.0%	0	0.0%	0	0.0%
Death [0, 30 days]	110	3.9%	10	20.0%	90	23.1%	10	50.0%
Patients of Black or African American Race	14,220	100%	290	100%	2,340	100%	40	100%
Therapeutics [0, 14 days]								
Remdesivir or systemic glucocorticoids	9,620	67.7%	180	62.1%	1,800	76.9%	30	75.0%
Baricitinib, COVID-19 convalescent plasma, or IL-1 inhibitors	780	5.5%	20	6.9%	180	7.7%	10	25.0%
Tocilizumab	340	2.4%	10	3.4%	150	6.4%	10	25.0%
Bamlanivimab, bamlanivimab/etesevimab, casirivimab/imdevimab, or sotrovimab	80	0.6%	10	3.4%	20	0.9%	10	25.0%
Death [0, 30 days]	870	6.1%	20	6.9%	710	30.3%	10	25.0%

Table 1. COVID-19 Therapeutics and Death Among Hospitalized Patients with COVID-19 and Patients with Severe COVID-19 from January 1, 2021 - April 30, 2021, by Vaccination History^{1,2}

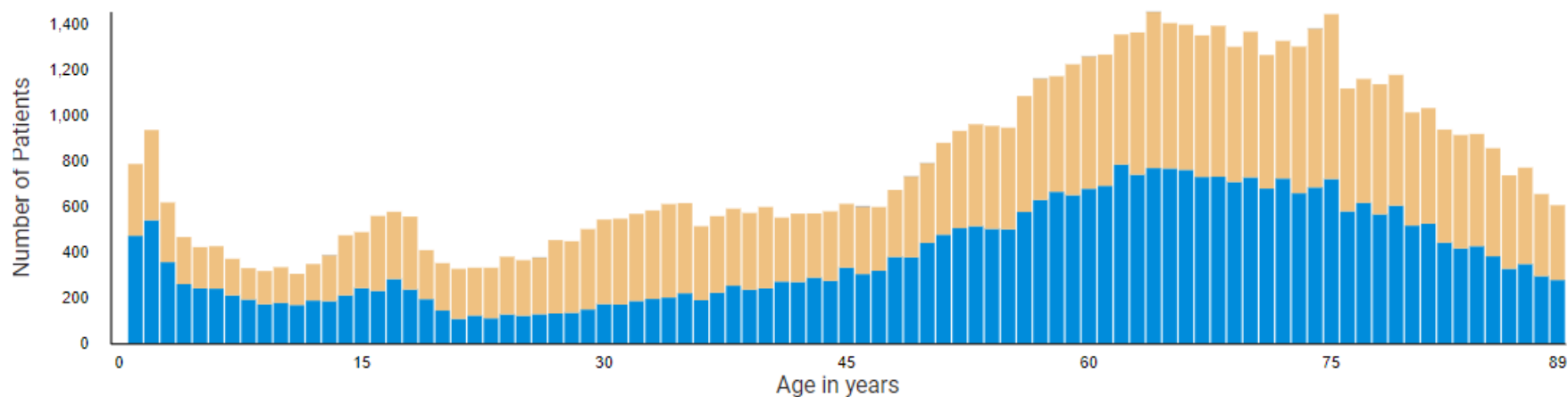
	Hospitalized Patients with COVID-19				Patients with Severe COVID-19			
	Overall		Vaccinated		Overall		Vaccinated	
	Number	Percent	Number	Percent	Number	Percent	Number	Percent
Patients of White Race	48,010	100%	1,010	100%	7,920	100%	150	100%
Therapeutics [0, 14 days]								
Remdesivir or systemic glucocorticoids	30,780	64.1%	530	52.5%	5,970	75.4%	110	73.3%
Baricitinib, COVID-19 convalescent plasma, or IL-1 inhibitors	2,810	5.9%	30	3.0%	620	7.8%	20	13.3%
Tocilizumab	720	1.5%	30	3.0%	380	4.8%	20	13.3%
Bamlanivimab, bamlanivimab/etesevimab, casirivimab/imdevimab, or sotrovimab	280	0.6%	10	1.0%	20	0.3%	10	6.7%
Death [0, 30 days]	3,870	8.1%	50	5.0%	2,710	34.2%	40	26.7%
Patients of Unknown Race or Unknown Ethnicity	9,650	100%	180	100%	2,030	100%	40	100%
Therapeutics [0, 14 days]								
Remdesivir or systemic glucocorticoids	6,070	62.9%	100	55.6%	1,550	76.4%	30	75.0%
Baricitinib, COVID-19 convalescent plasma, or IL-1 inhibitors	600	6.2%	10	5.6%	190	9.4%	10	25.0%
Tocilizumab	230	2.4%	10	5.6%	140	6.9%	10	25.0%
Bamlanivimab, bamlanivimab/etesevimab, casirivimab/imdevimab, or sotrovimab	40	0.4%	0	0.0%	10	0.5%	0	0.0%
Death [0, 30 days]	590	6.1%	10	5.6%	640	31.5%	10	25.0%
Patients of Hispanic/Latino Ethnicity	11,280	100%	190	100%	1,420	100%	40	100%
Therapeutics [0, 14 days]								
Remdesivir or systemic glucocorticoids	8,300	73.6%	110	57.9%	1,210	85.2%	30	75.0%
Baricitinib, COVID-19 convalescent plasma, or IL-1 inhibitors	870	7.7%	10	5.3%	160	11.3%	10	25.0%
Tocilizumab	300	2.7%	10	5.3%	130	9.2%	10	25.0%
Bamlanivimab, bamlanivimab/etesevimab, casirivimab/imdevimab, or sotrovimab	60	0.5%	10	5.3%	10	0.7%	10	25.0%
Death [0, 30 days]	520	4.6%	20	10.5%	430	30.3%	20	50.0%
Patients of Non-Hispanic/Latino Ethnicity	57,720	100%	1,220	100%	9,120	100%	180	100%
Therapeutics [0, 14 days]								
Remdesivir or systemic glucocorticoids	36,320	62.9%	670	54.9%	6,710	73.6%	130	72.2%
Baricitinib, COVID-19 convalescent plasma, or IL-1 inhibitors	3,110	5.4%	50	4.1%	660	7.2%	10	5.6%
Tocilizumab	950	1.6%	30	2.5%	450	4.9%	20	11.1%
Bamlanivimab, bamlanivimab/etesevimab, casirivimab/imdevimab, or sotrovimab	310	0.5%	10	0.8%	20	0.2%	10	5.6%
Death [0, 30 days]	4,340	7.5%	60	4.9%	2,950	32.3%	40	22.2%

¹COVID-19 vaccination history assessed from (Ever, -1] days prior to index.

²All counts are rounded up to the nearest 10 to protect patient privacy and should be interpreted as ranges.

*Detailed information cannot be displayed when cohort size is between 1-10.

Figure 1a. Demographics Among Patients Hospitalized with COVID-19 from January 1, 2021 - April 30, 2021



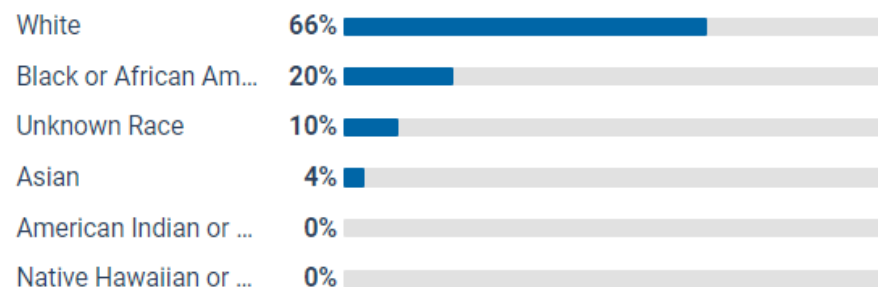
Patients 90 and Older: 3,150

Total Patients	Minimum Age	Maximum Age	Mean Age	Standard Deviation
72,600	1	90	55	24

Sex



Race



Ethnicity

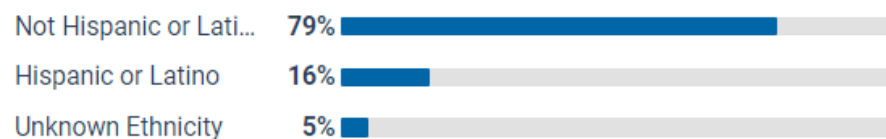
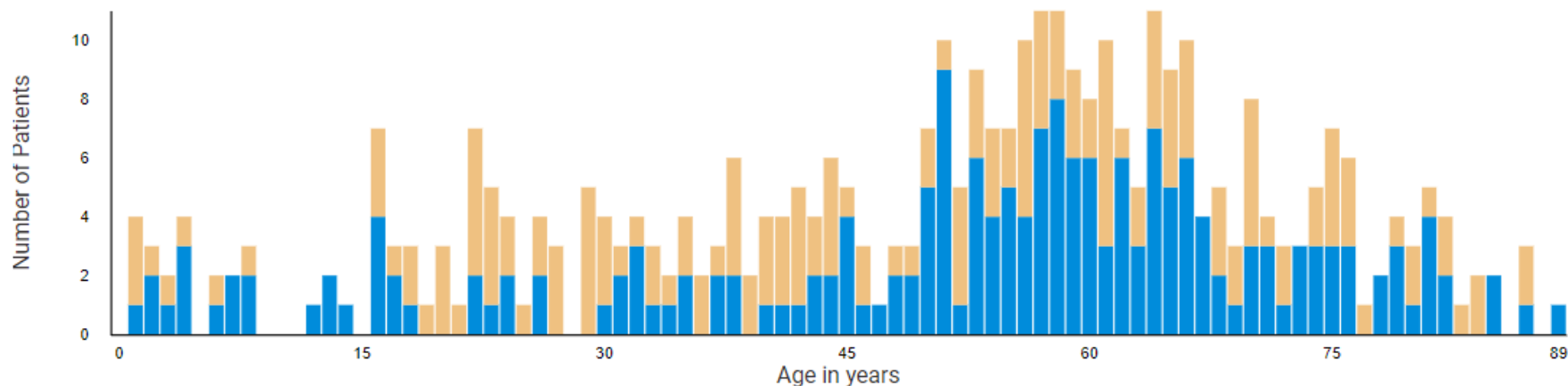


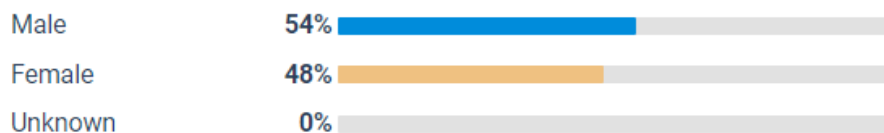
Figure 1b. Demographics Among American Indian, Alaska Native, Native Hawaiian, or Other Pacific Islander Patients Hospitalized with COVID-19 from January 1, 2021 - April 30, 2021



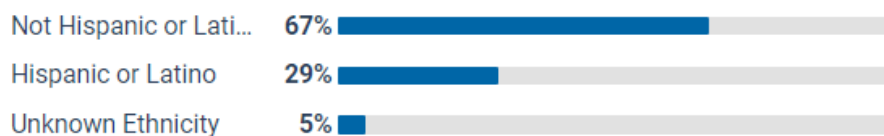
Patients 90 and Older: 6

Total Patients	Minimum Age	Maximum Age	Mean Age	Standard Deviation
370	1	90	51	21

Sex



Ethnicity



Race

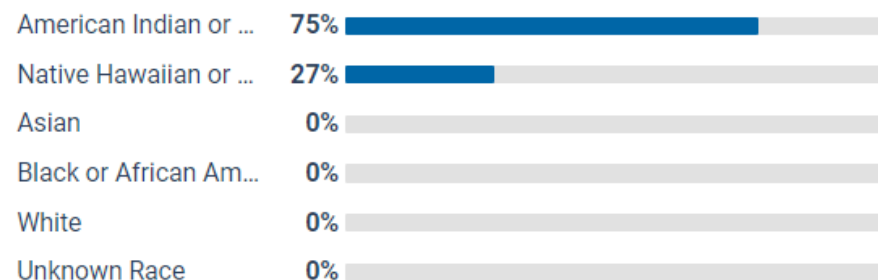
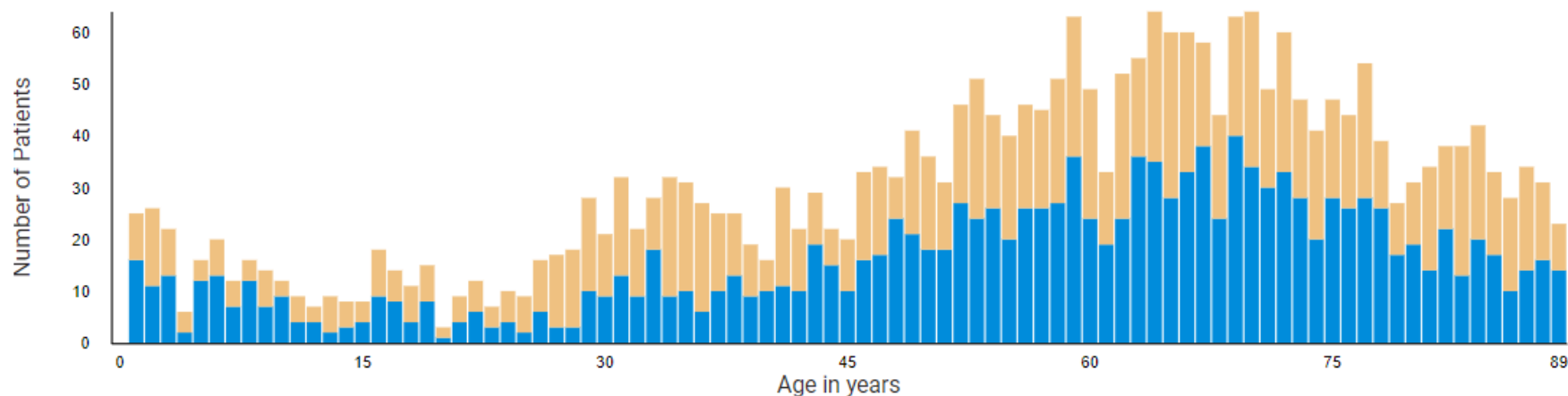


Figure 1c. Demographics Among Asian Patients Hospitalized with COVID-19 from January 1, 2021 - April 30, 2021




Patients 90 and Older: 117

Total Patients	Minimum Age	Maximum Age	Mean Age	Standard Deviation
2,850	1	90	56	23

Sex



Ethnicity



Race

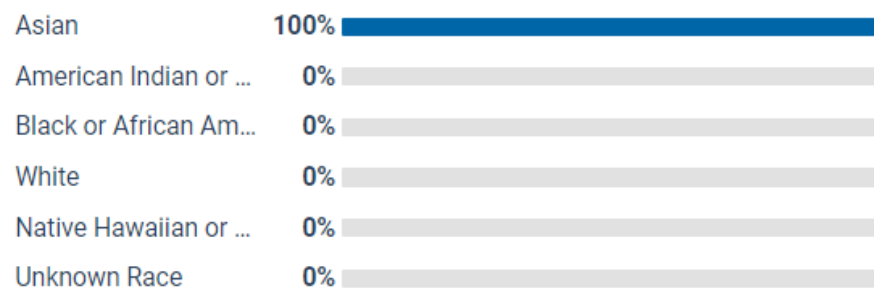
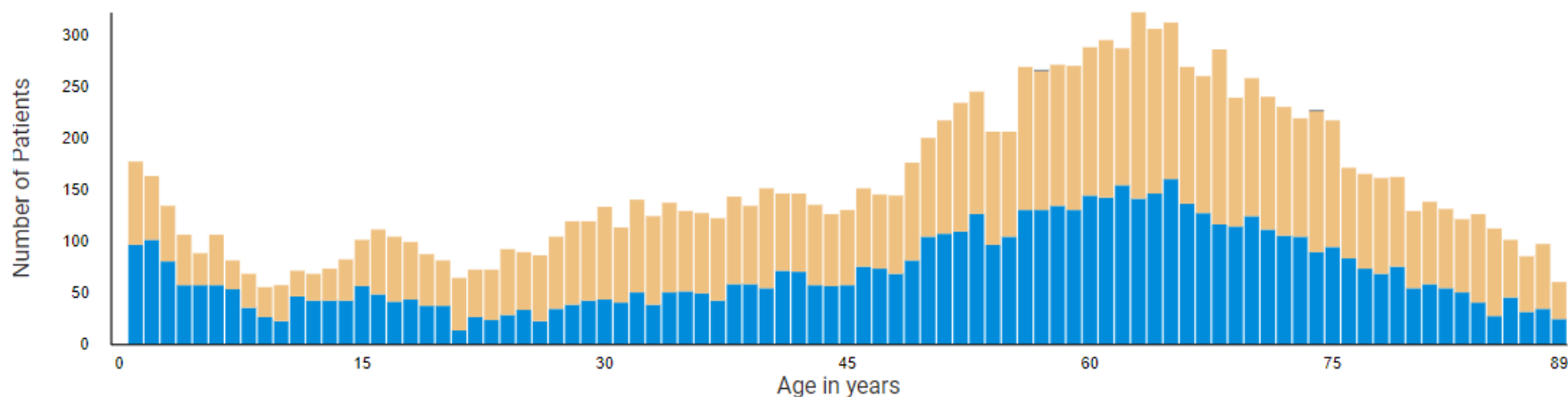


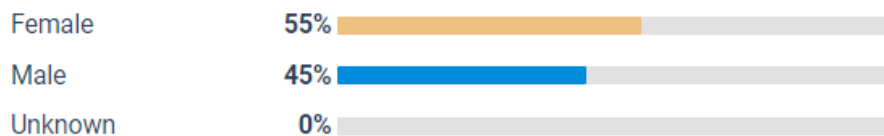
Figure 1d. Demographics Among Black or African American Patients Hospitalized with COVID-19 from January 1, 2021 - April 30, 2021




Patients 90 and Older: 341

Total Patients	Minimum Age	Maximum Age	Mean Age	Standard Deviation
14,220	1	90	52	23

Sex



Ethnicity



Race

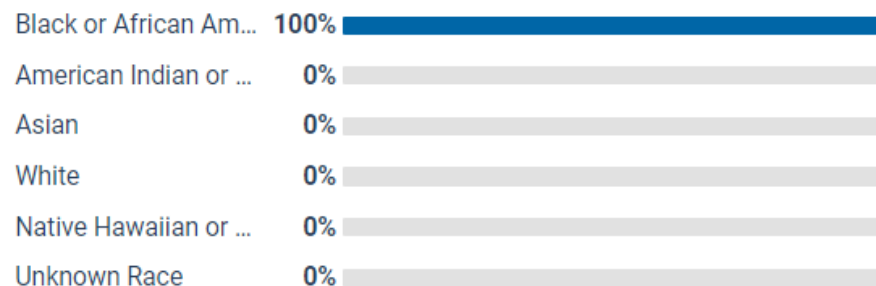
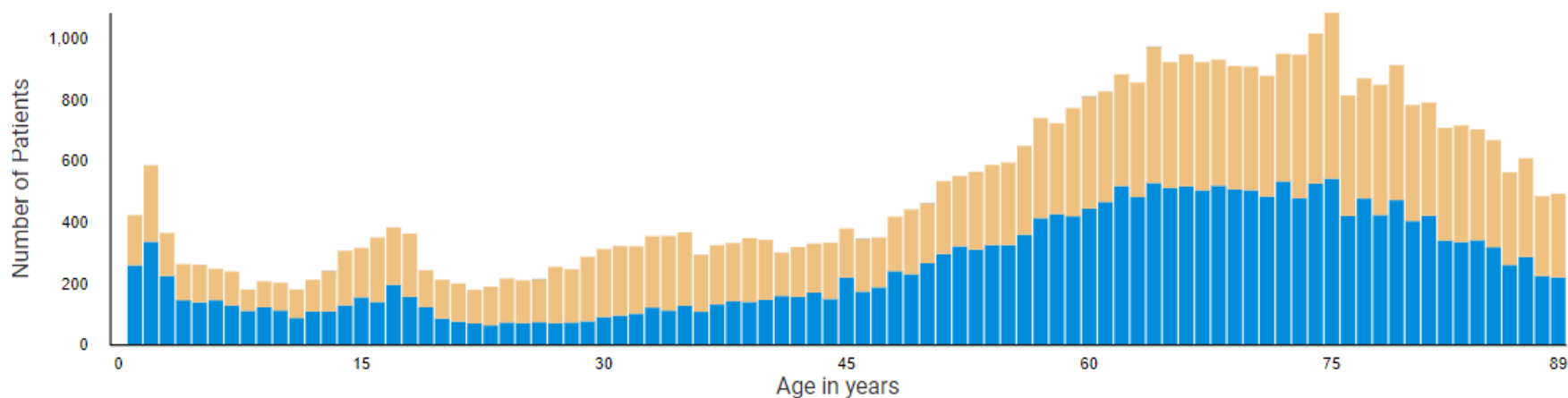


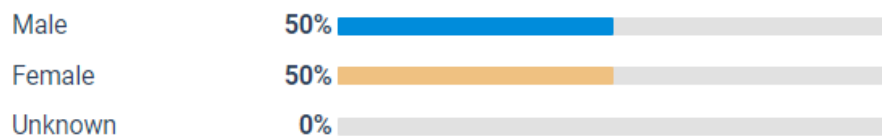
Figure 1e. Demographics Among White Patients Hospitalized with COVID-19 from January 1, 2021 - April 30, 2021



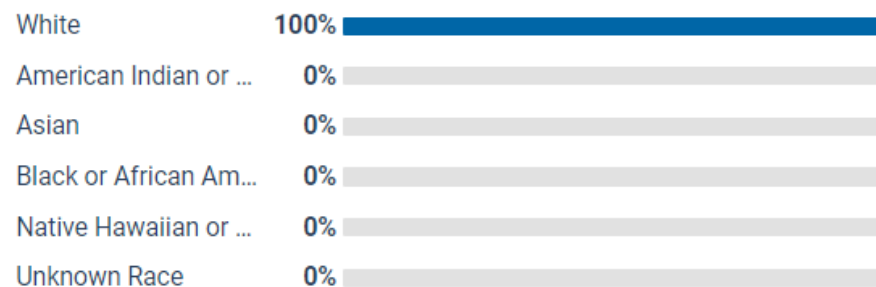
Patients 90 and Older: 2,521

Total Patients	Minimum Age	Maximum Age	Mean Age	Standard Deviation
48,010	1	90	58	24

Sex



Race



Ethnicity

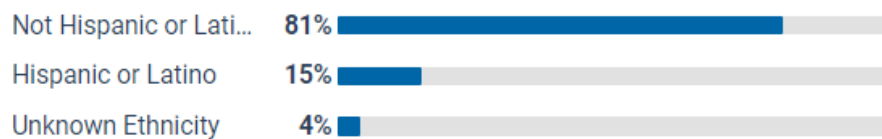
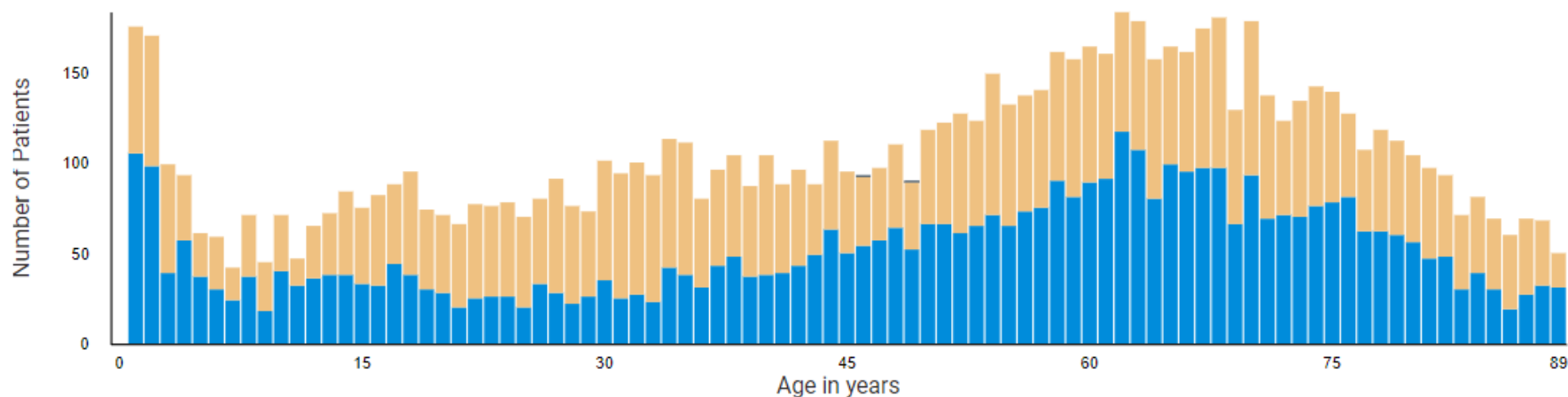


Figure 1f. Demographics Among Unknown Race or Unknown Ethnicity Patients Hospitalized with COVID-19 from January 1, 2021 - April 30, 2021



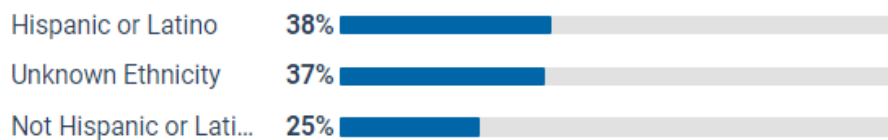
Patients 90 and Older: 277

Total Patients	Minimum Age	Maximum Age	Mean Age	Standard Deviation
9,650	1	90	49	25

Sex



Ethnicity



Race

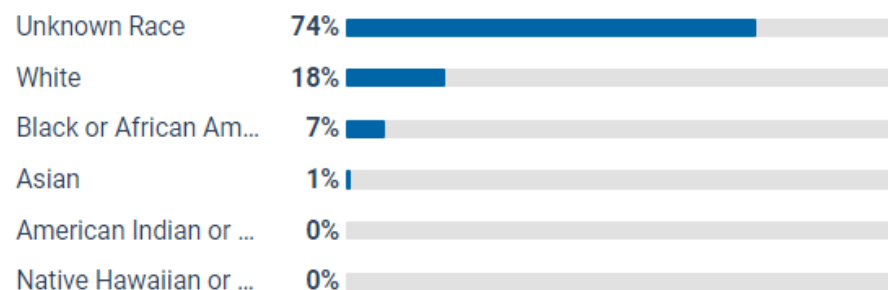
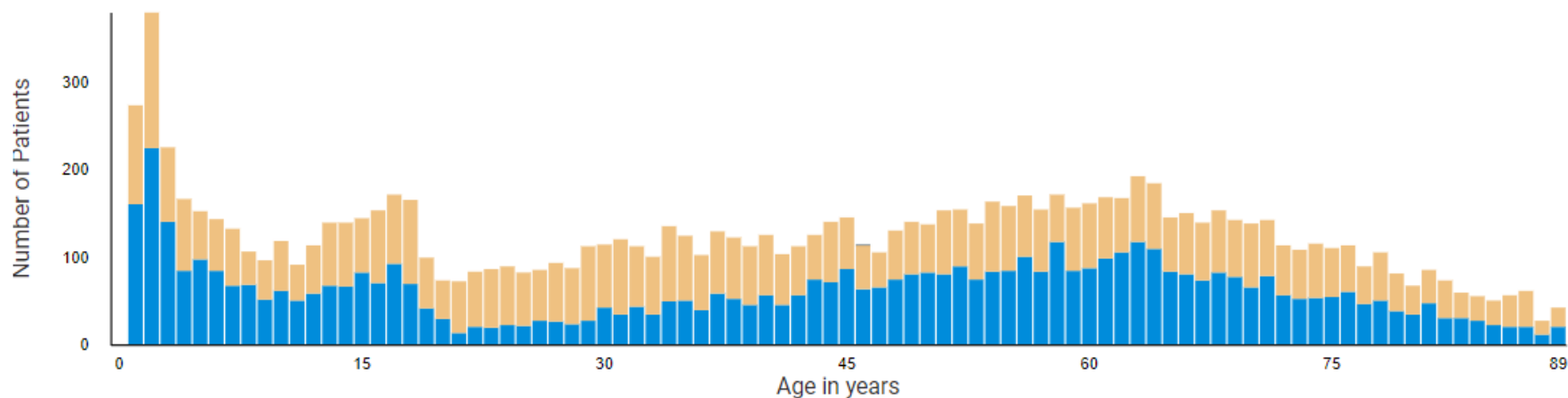


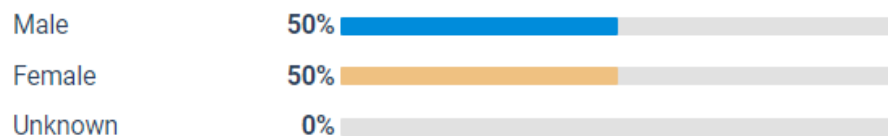
Figure 1g. Demographics Among Hispanic/Latino Patients Hospitalized with COVID-19 from January 1, 2021 - April 30, 2021



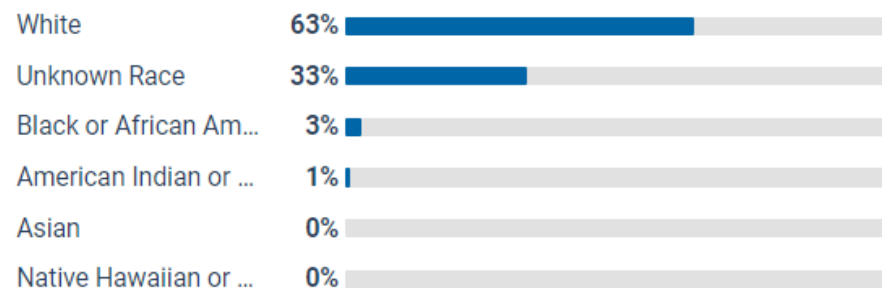
Patients 90 and Older: 161

Total Patients	Minimum Age	Maximum Age	Mean Age	Standard Deviation
11,280	1	90	42	26

Sex



Race



Ethnicity


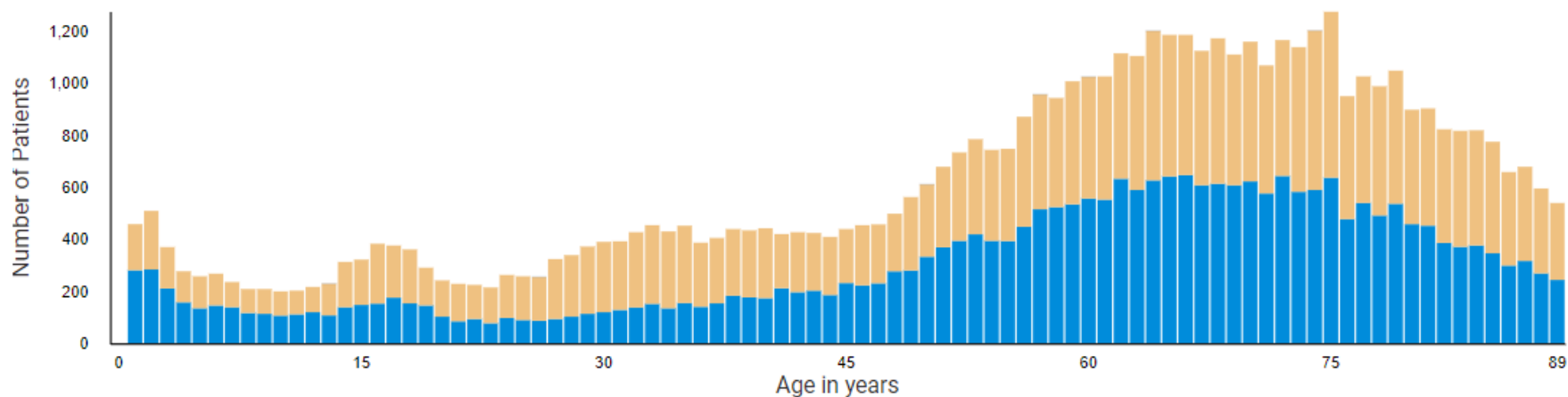


Figure 1h. Demographics Among Non-Hispanic/Latino Patients Hospitalized with COVID-19 from January 1, 2021 - April 30, 2021



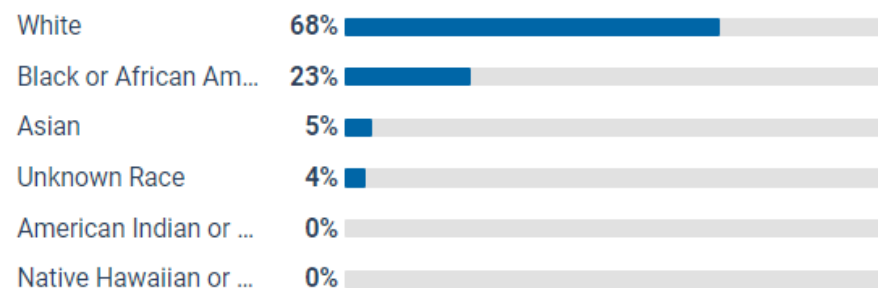
Patients 90 and Older: 2,841

Total Patients	Minimum Age	Maximum Age	Mean Age	Standard Deviation
57,720	1	90	58	23

Sex



Race



Ethnicity


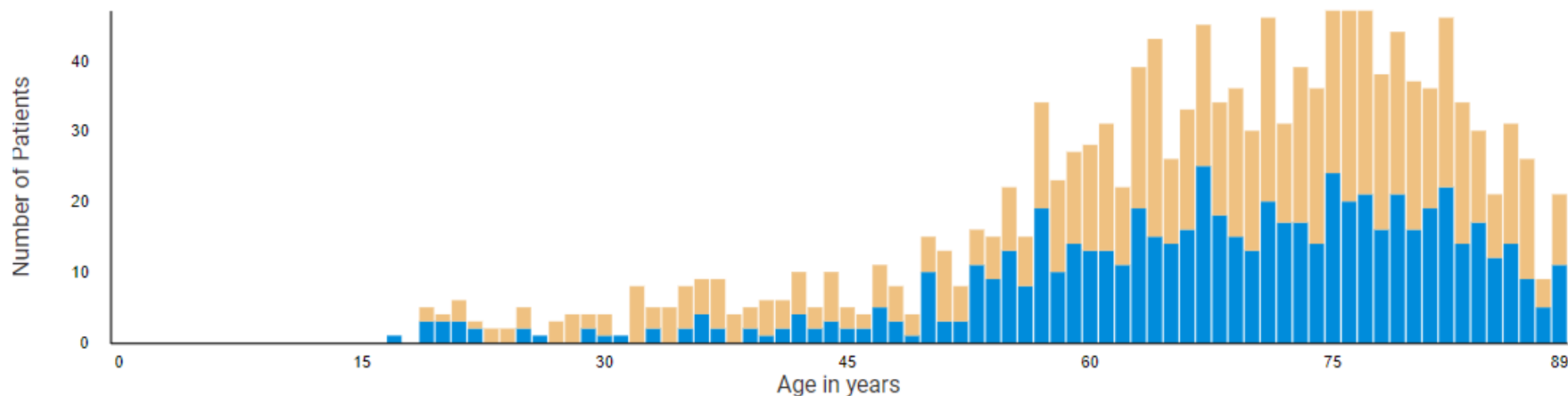


Figure 2a. Demographics Among Patients Hospitalized with COVID-19 and a History of Vaccination from January 1, 2021 - April 30, 2021



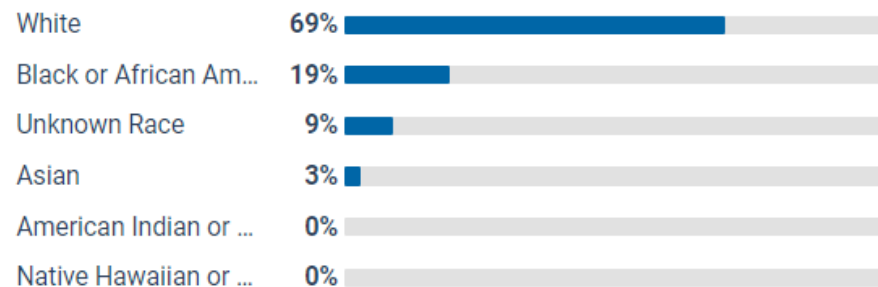
Patients 90 and Older: 72

Total Patients	Minimum Age	Maximum Age	Mean Age	Standard Deviation
1,460	17	90	68	15

Sex



Race



Ethnicity

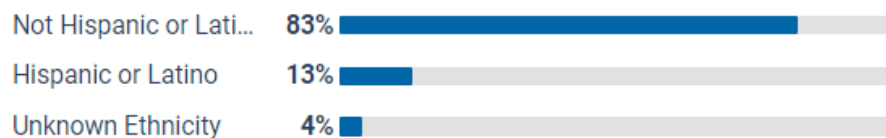
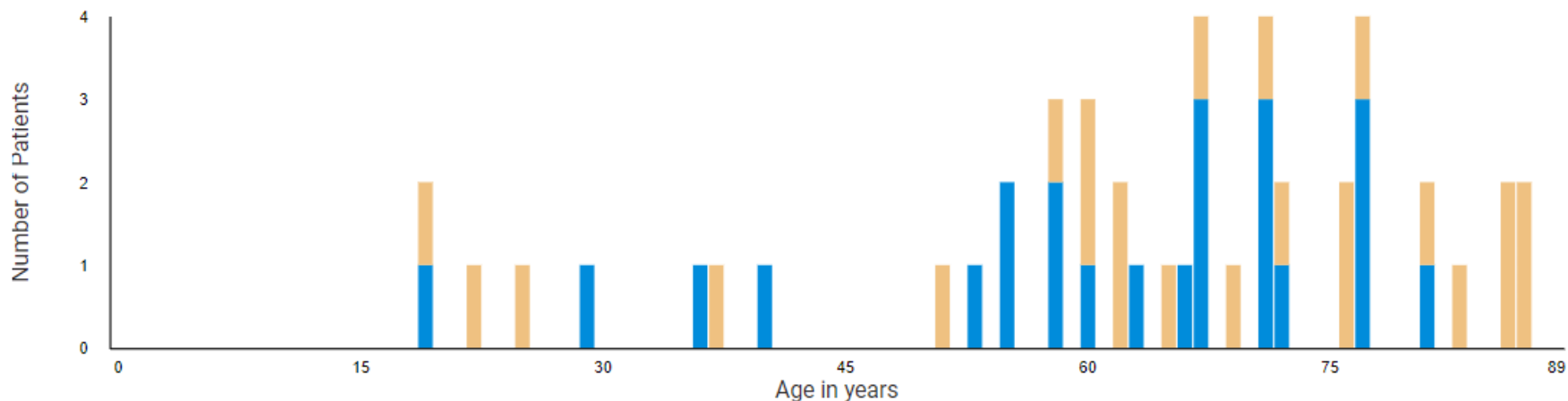


Figure 2b. Demographics Among American Indian, Alaska Native, Native Hawaiian, or Other Pacific Islander Patients Hospitalized with COVID-19 and a History of Vaccination from January 1, 2021 - April 30, 2021

*Cohort was too small so detailed information cannot be displayed.

Figure 2c. Demographics Among Asian Patients Hospitalized with COVID-19 and a History of Vaccination from January 1, 2021 - April 30, 2021



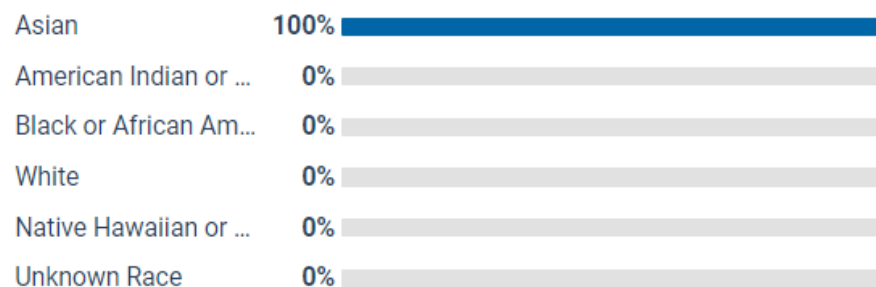
Patients 90 and Older: 3

Total Patients	Minimum Age	Maximum Age	Mean Age	Standard Deviation
50	19	90	64	19

Sex



Race



Ethnicity

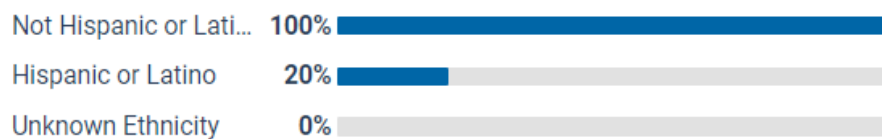
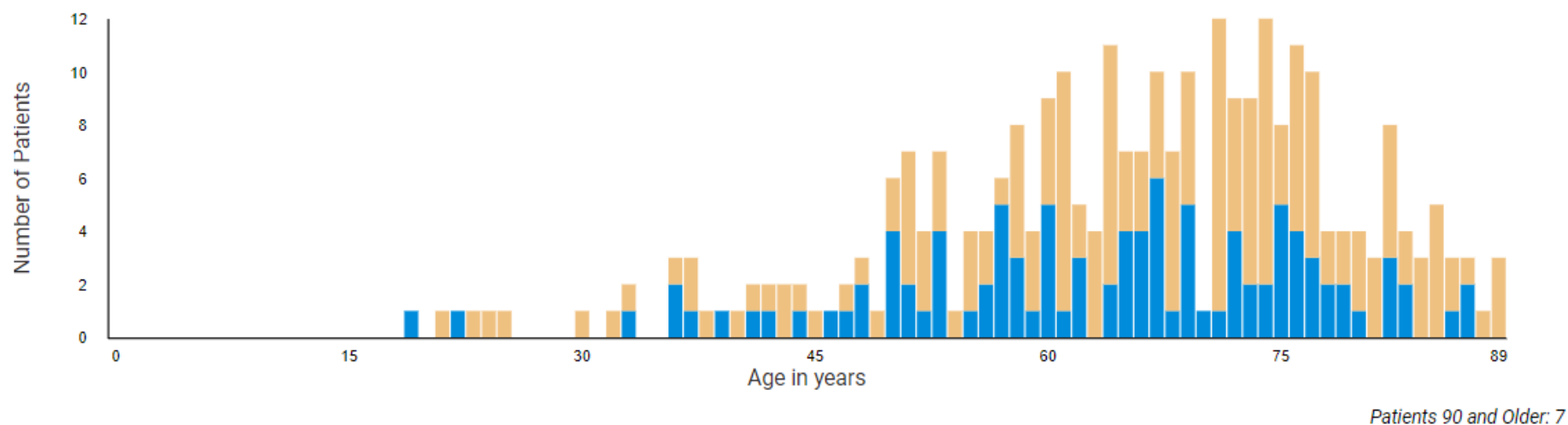


Figure 2d. Demographics Among Black or African American Patients Hospitalized with COVID-19 and a History of Vaccination from January 1, 2021 - April 30, 2021

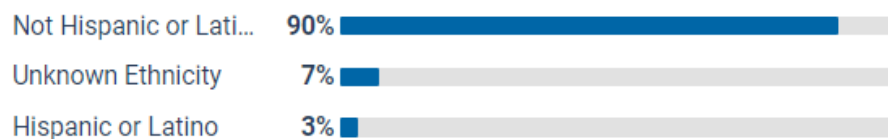


Total Patients	Minimum Age	Maximum Age	Mean Age	Standard Deviation
290	19	90	65	15

Sex



Ethnicity



Race

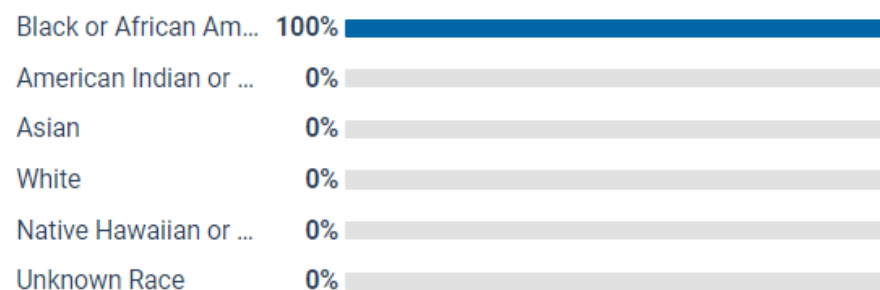
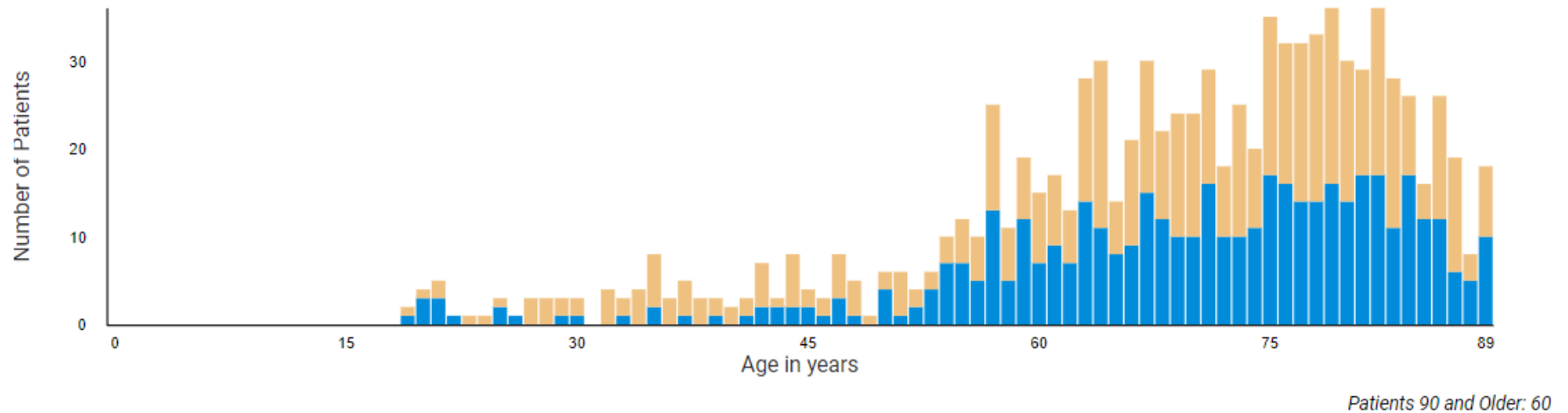


Figure 2e. Demographics Among White Patients Hospitalized with COVID-19 and a History of Vaccination from January 1, 2021 - April 30, 2021



Total Patients	Minimum Age	Maximum Age	Mean Age	Standard Deviation
1,010	19	90	70	15

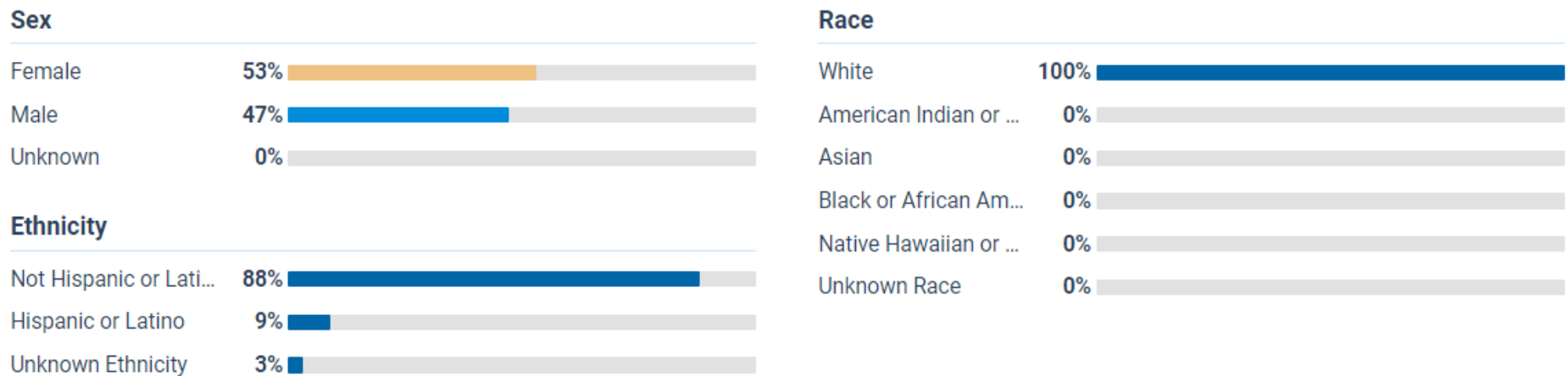
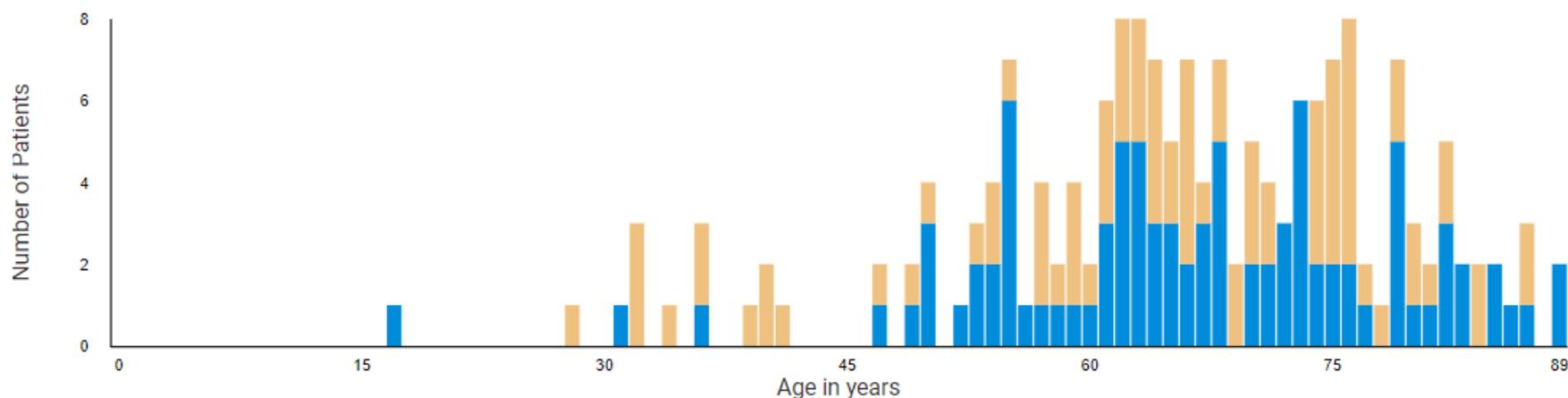


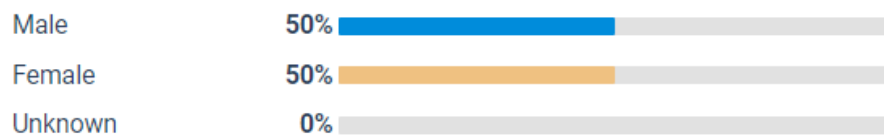
Figure 2f. Demographics Among Unknown Race or Unknown Ethnicity Patients Hospitalized with COVID-19 and a History of Vaccination from January 1, 2021 - April 30, 2021



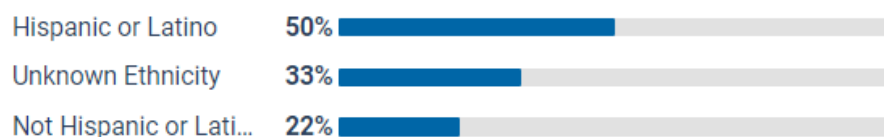
Patients 90 and Older: 5

Total Patients	Minimum Age	Maximum Age	Mean Age	Standard Deviation
180	17	90	66	14

Sex



Ethnicity



Race

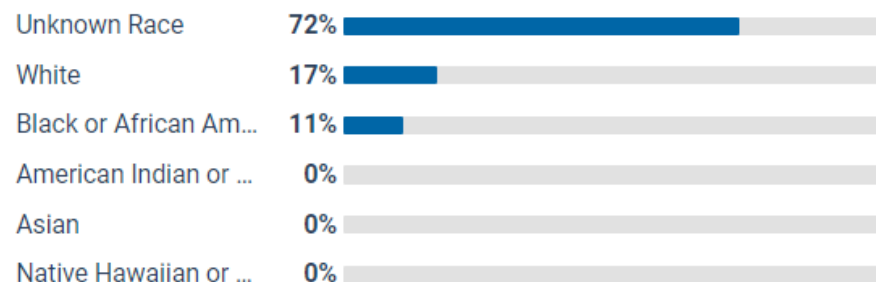
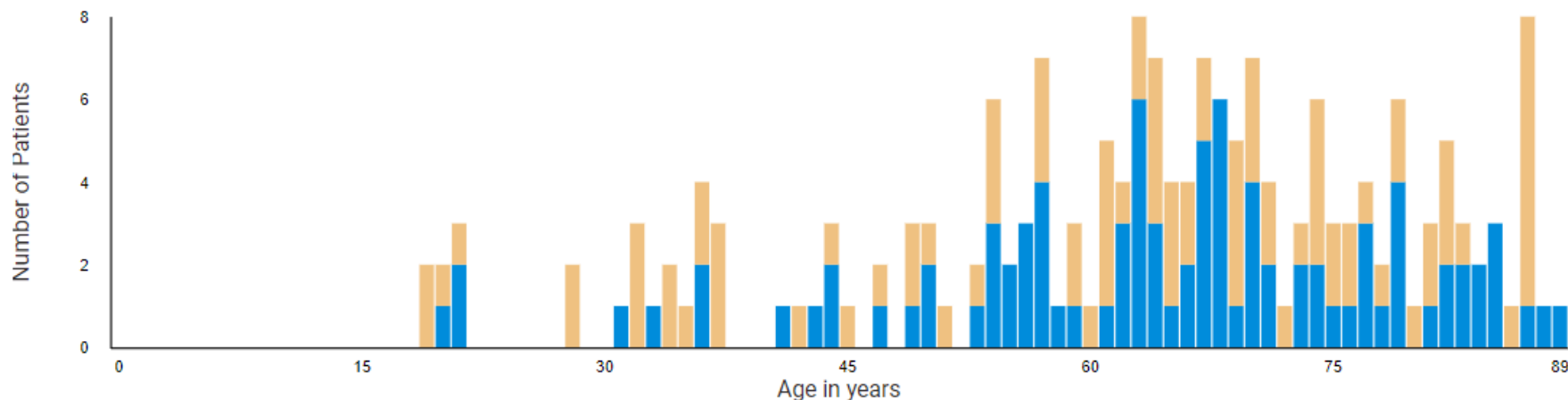


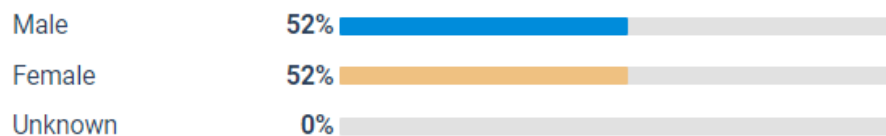
Figure 2g. Demographics Among Hispanic/Latino Patients Hospitalized with COVID-19 and a History of Vaccination from January 1, 2021 - April 30, 2021



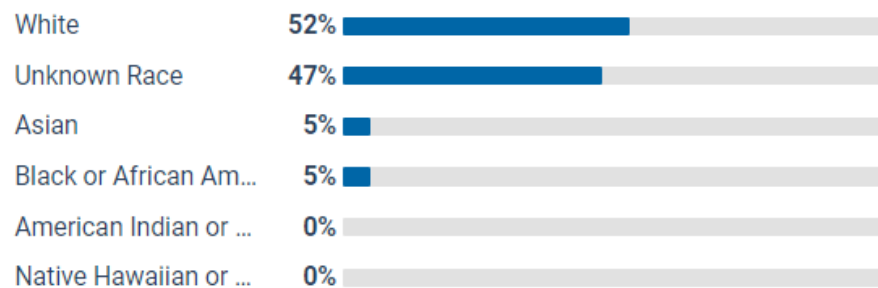
Patients 90 and Older: 8

Total Patients	Minimum Age	Maximum Age	Mean Age	Standard Deviation
190	19	90	64	18

Sex



Race



Ethnicity


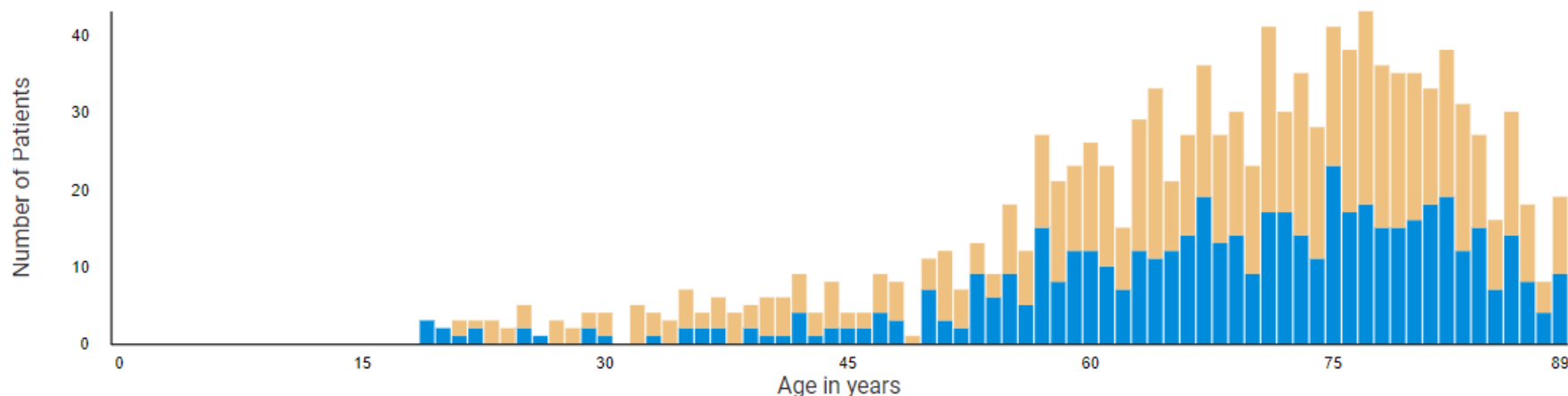


Figure 2h. Demographics Among Non-Hispanic/Latino Patients Hospitalized with COVID-19 and a History of Vaccination from January 1, 2021 - April 30, 2021



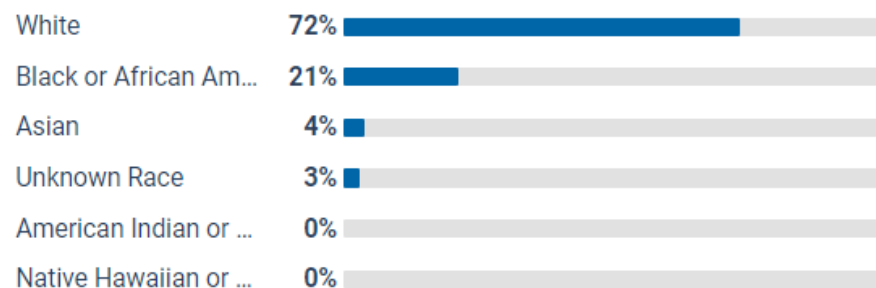
Patients 90 and Older: 63

Total Patients	Minimum Age	Maximum Age	Mean Age	Standard Deviation
1,220	19	90	69	15

Sex



Race



Ethnicity


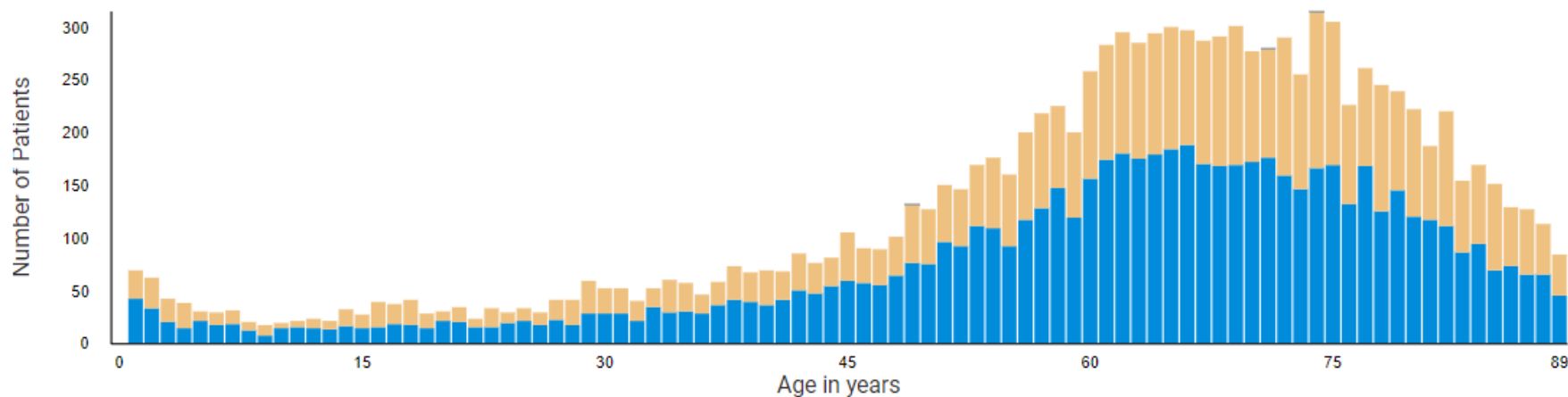


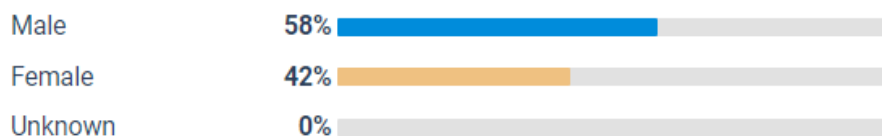
Figure 3a. Demographics Among Patients with Severe COVID-19 from January 1, 2021 - April 30, 2021



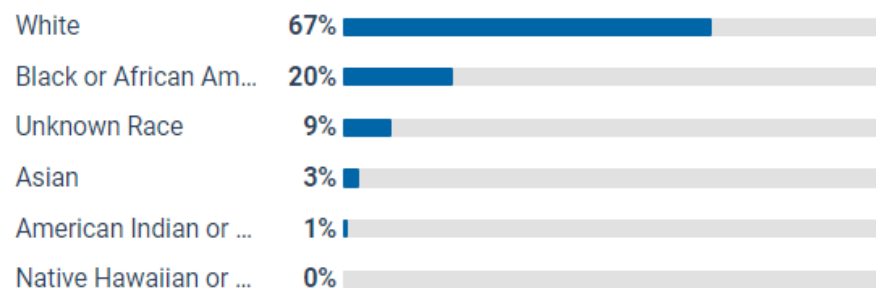
Patients 90 and Older: 428

Total Patients	Minimum Age	Maximum Age	Mean Age	Standard Deviation
11,770	1	90	62	20

Sex



Race



Ethnicity

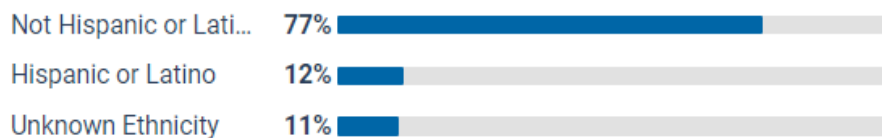
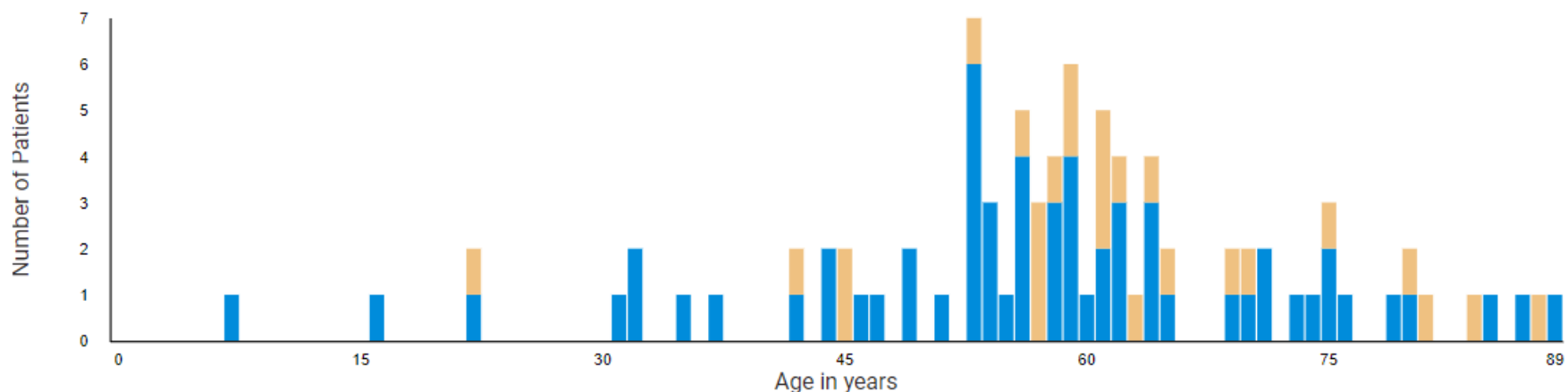


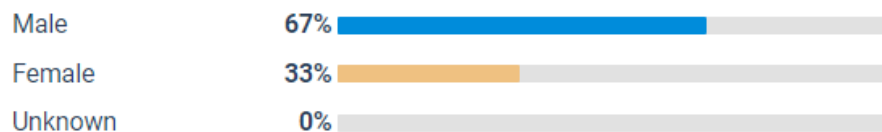
Figure 3b. Demographics Among American Indian, Alaska Native, Native Hawaiian, or Other Pacific Islander Patients with Severe COVID-19 from January 1, 2021 - April 30, 2021



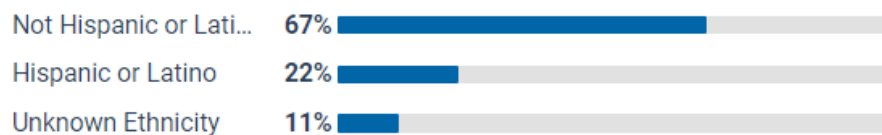
Patients 90 and Older: 3

Total Patients	Minimum Age	Maximum Age	Mean Age	Standard Deviation
90	7	90	59	16

Sex



Ethnicity



Race

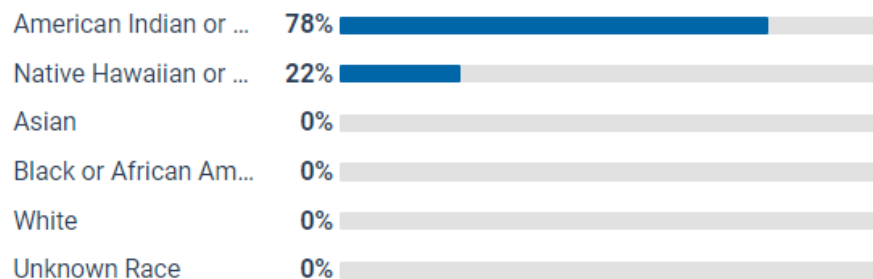
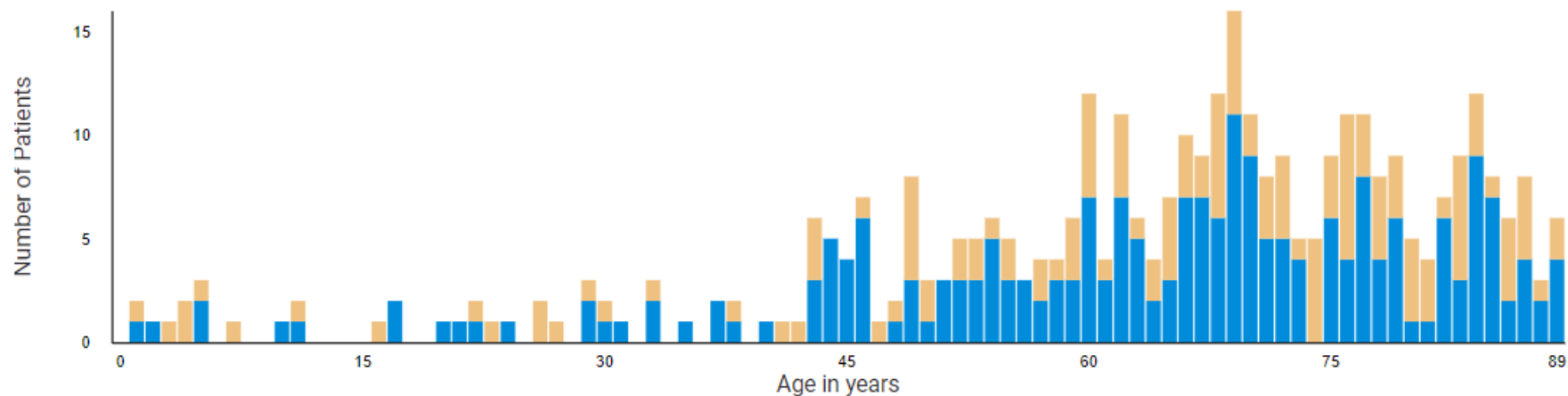


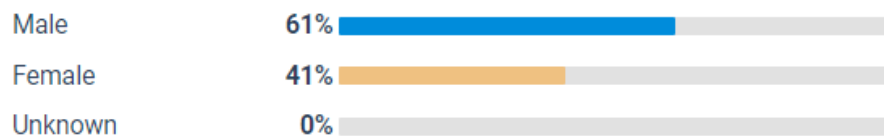
Figure 3c. Demographics Among Asian Patients with Severe COVID-19 from January 1, 2021 - April 30, 2021



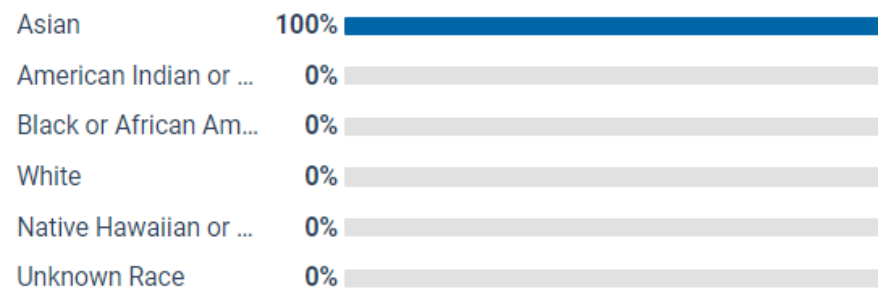
Patients 90 and Older: 26

Total Patients	Minimum Age	Maximum Age	Mean Age	Standard Deviation
390	1	90	65	20

Sex



Race



Ethnicity

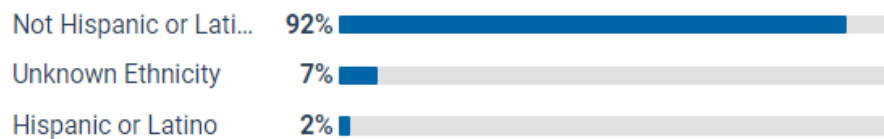
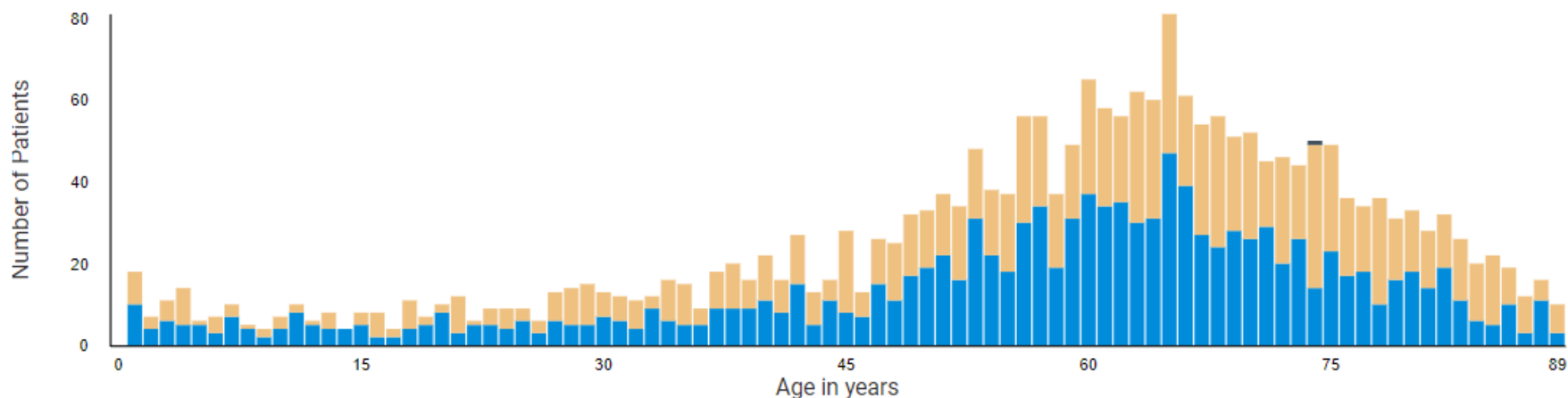


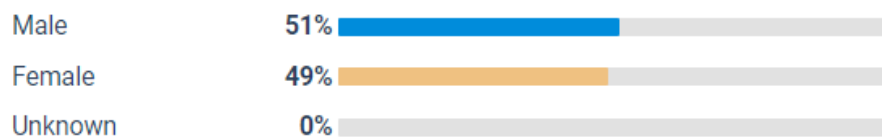
Figure 3d. Demographics Among Black or African American Patients with Severe COVID-19 from January 1, 2021 - April 30, 2021



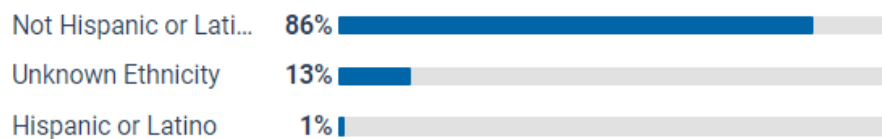
Patients 90 and Older: 52

Total Patients	Minimum Age	Maximum Age	Mean Age	Standard Deviation
2,340	1	90	58	20

Sex



Ethnicity



Race

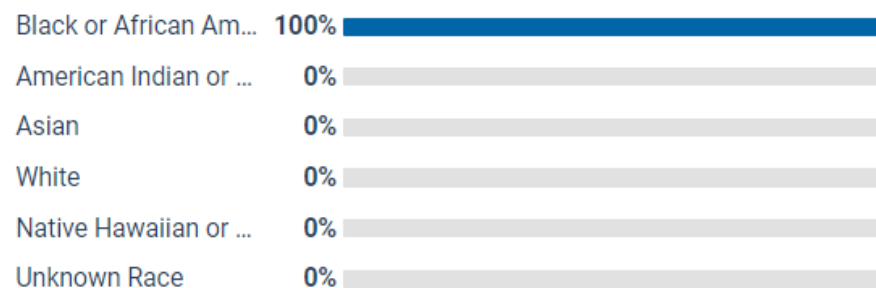
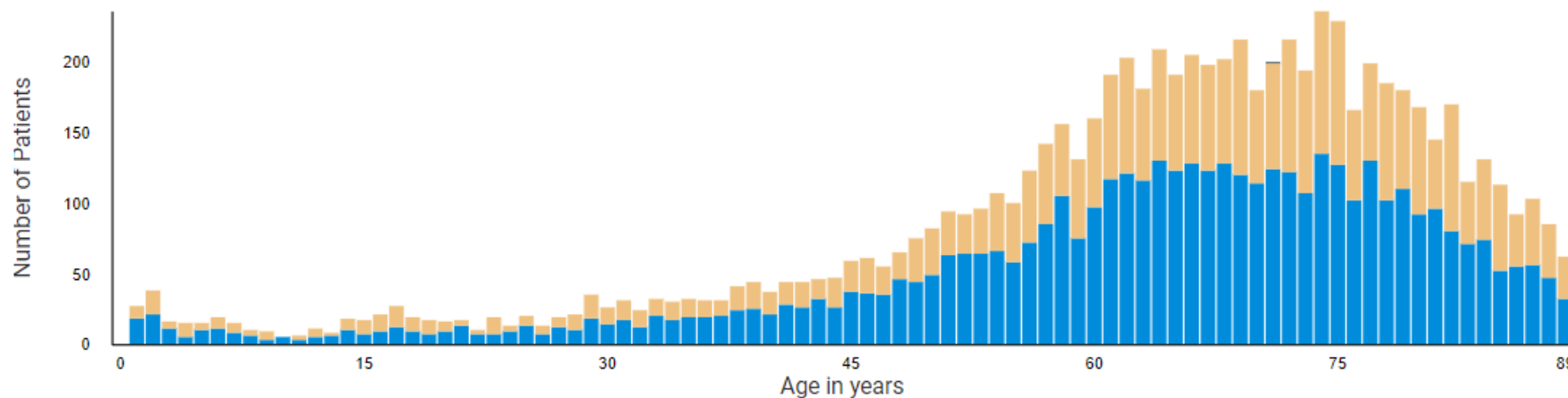


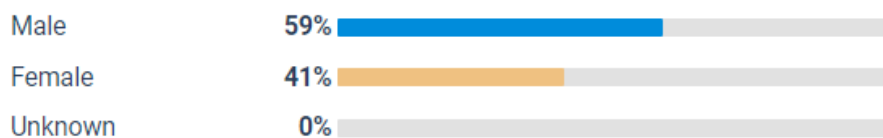
Figure 3e. Demographics Among White Patients with Severe COVID-19 from January 1, 2021 - April 30, 2021



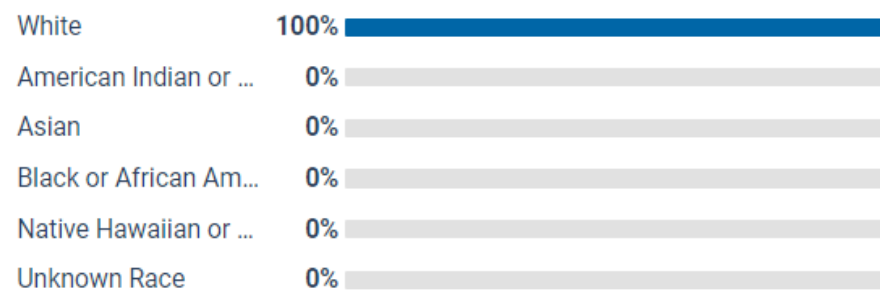
Patients 90 and Older: 321

Total Patients	Minimum Age	Maximum Age	Mean Age	Standard Deviation
7,920	1	90	64	19

Sex



Race



Ethnicity

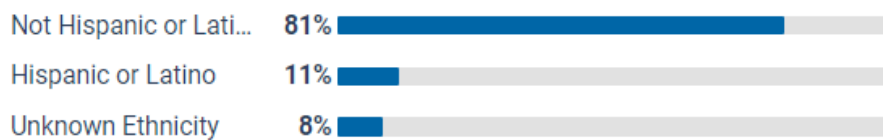
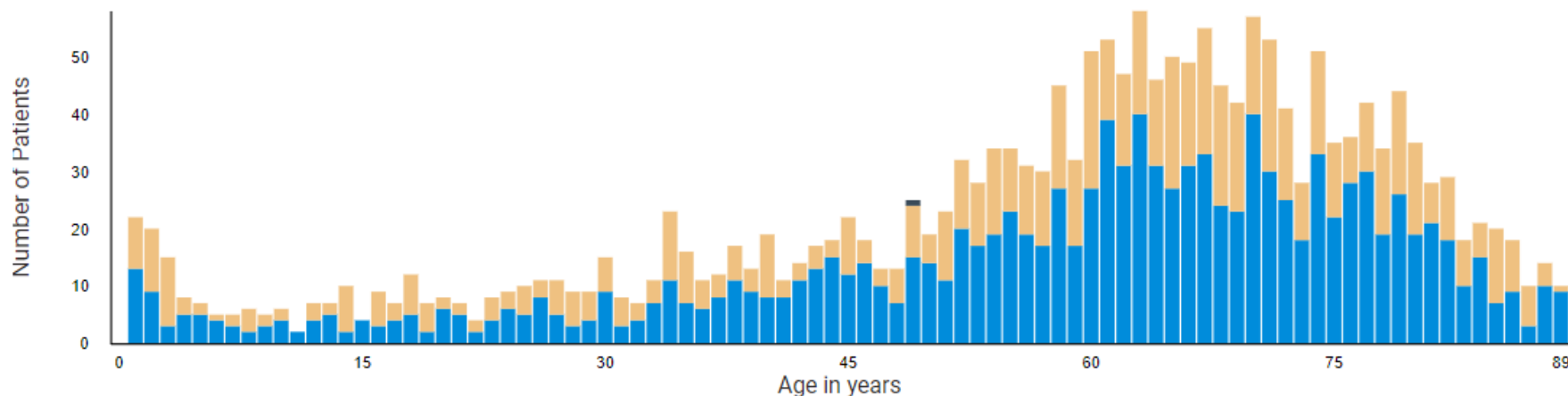


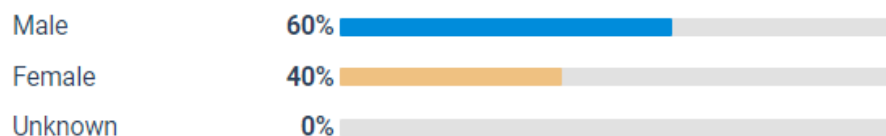
Figure 3f. Demographics Among Unknown Race or Unknown Ethnicity Patients with Severe COVID-19 from January 1, 2021 - April 30, 2021



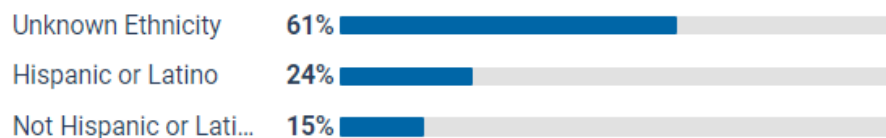
Patients 90 and Older: 49

Total Patients	Minimum Age	Maximum Age	Mean Age	Standard Deviation
2,030	1	90	58	21

Sex



Ethnicity



Race

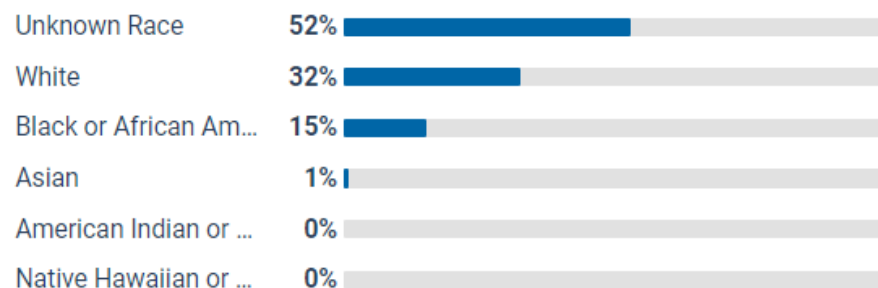
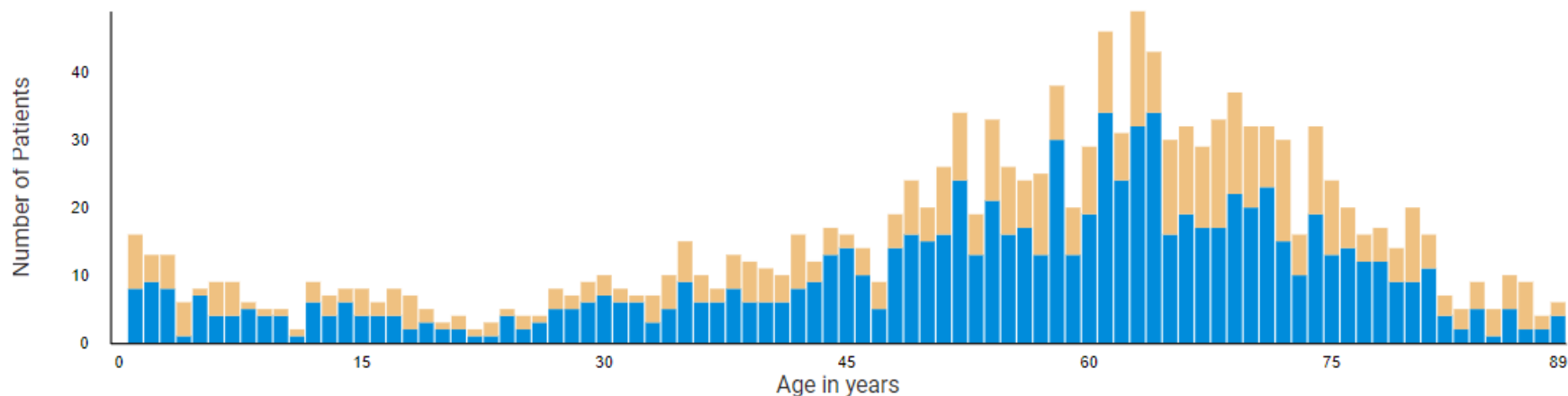


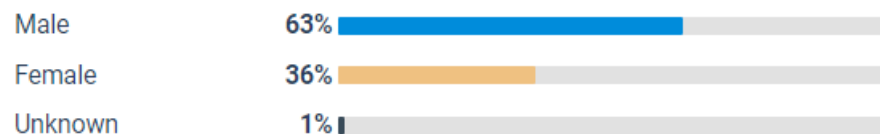
Figure 3g. Demographics Among Hispanic/Latino Patients with Severe COVID-19 from January 1, 2021 - April 30, 2021



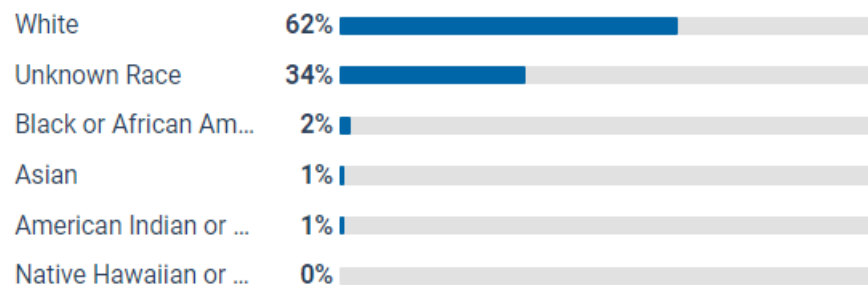
Patients 90 and Older: 25

Total Patients	Minimum Age	Maximum Age	Mean Age	Standard Deviation
1,420	1	90	54	21

Sex



Race



Ethnicity


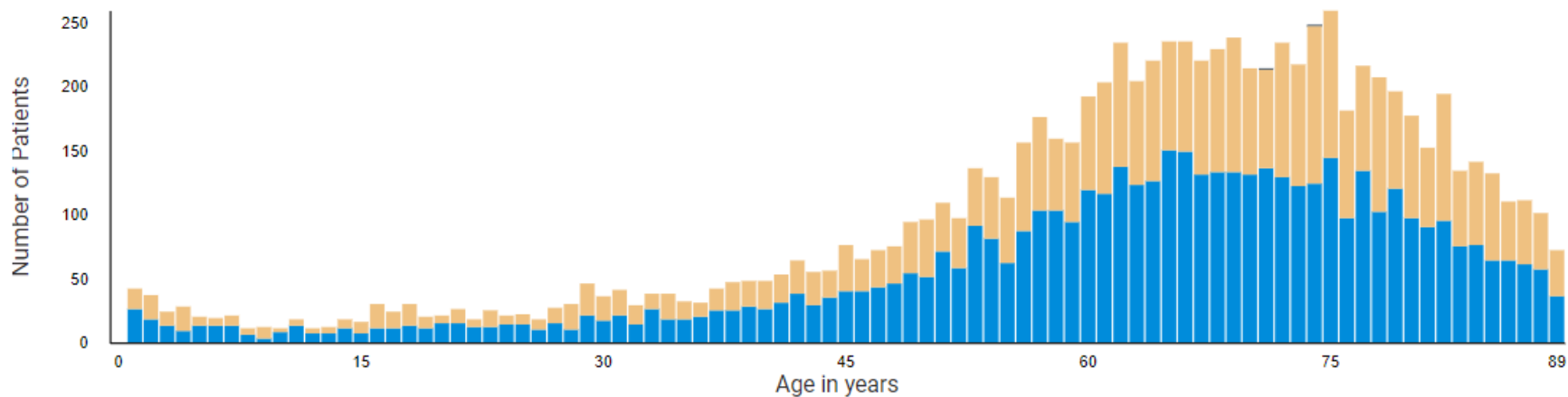


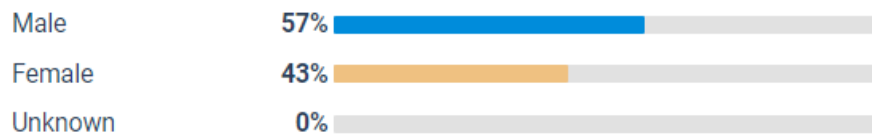
Figure 3h. Demographics Among Non-Hispanic/Latino Patients with Severe COVID-19 from January 1, 2021 - April 30, 2021



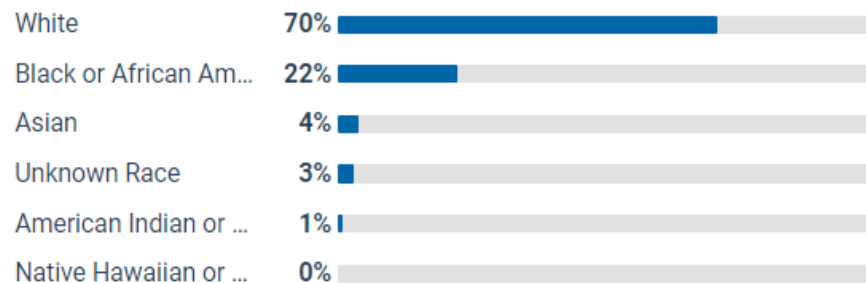
Patients 90 and Older: 375

Total Patients	Minimum Age	Maximum Age	Mean Age	Standard Deviation
9,120	1	90	63	19

Sex



Race



Ethnicity

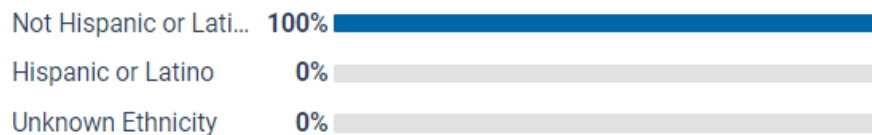
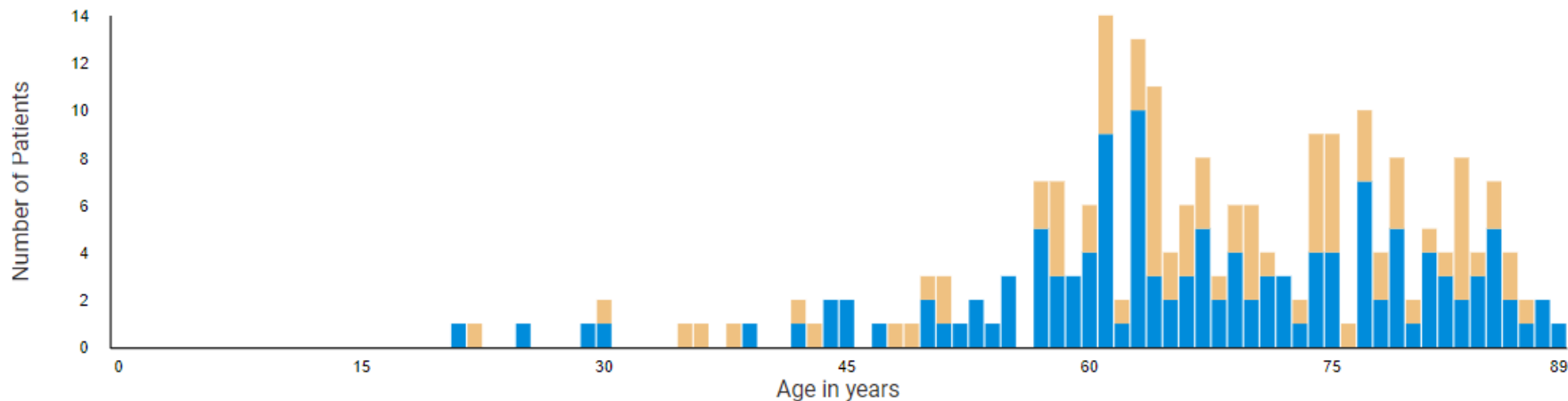


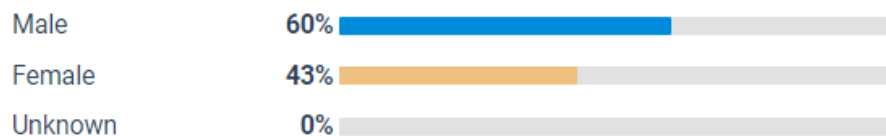
Figure 4a. Demographics Among Patients with Severe COVID-19 and a History of Vaccination from January 1, 2021 - April 30, 2021



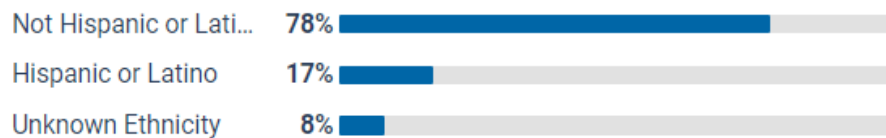
Patients 90 and Older: 12

Total Patients	Minimum Age	Maximum Age	Mean Age	Standard Deviation
230	21	90	68	14

Sex



Ethnicity



Race

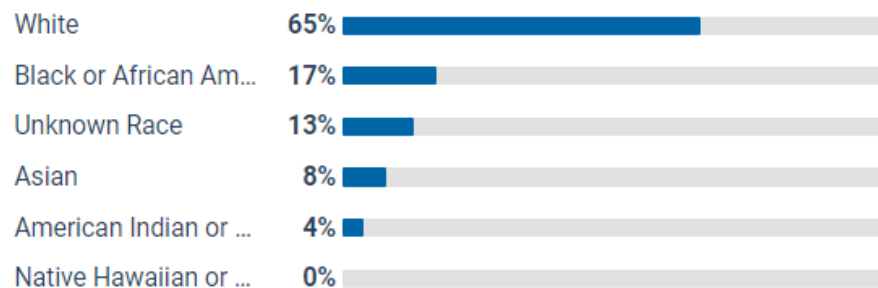
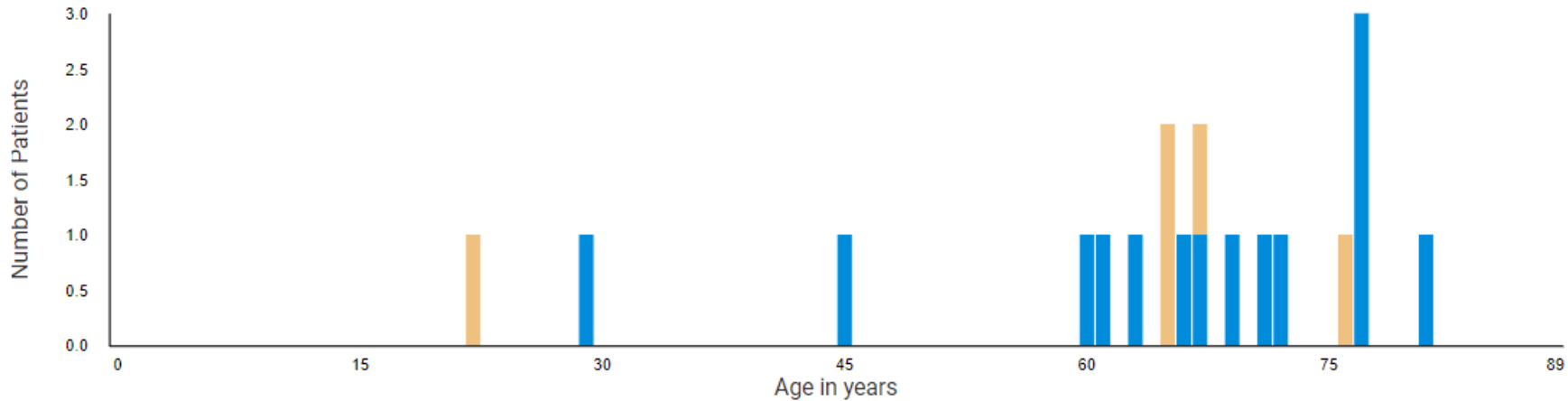


Figure 4b. Demographics Among American Indian, Alaska Native, Native Hawaiian, or Other Pacific Islander Patients with Severe COVID-19 and a History of Vaccination from January 1, 2021 - April 30, 2021

*Cohort was too small so detailed information cannot be displayed.

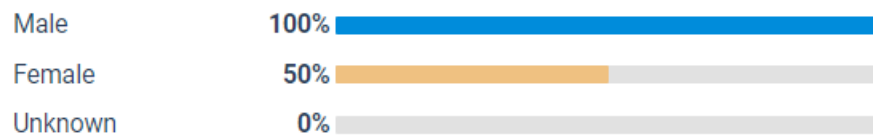
Figure 4c. Demographics Among Asian Patients with Severe COVID-19 and a History of Vaccination from January 1, 2021 - April 30, 2021



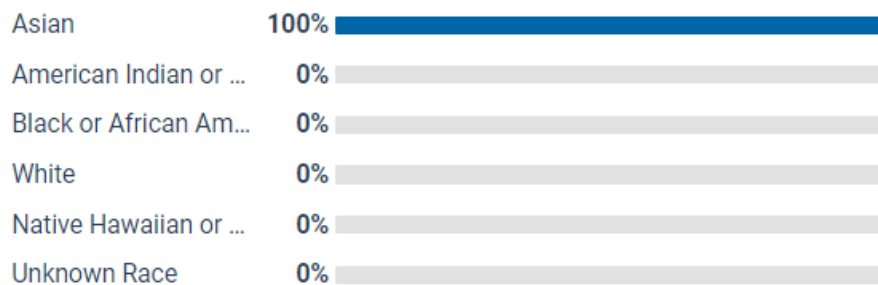
Patients 90 and Older: 1

Total Patients	Minimum Age	Maximum Age	Mean Age	Standard Deviation
20	22	90	65	16

Sex



Race



Ethnicity


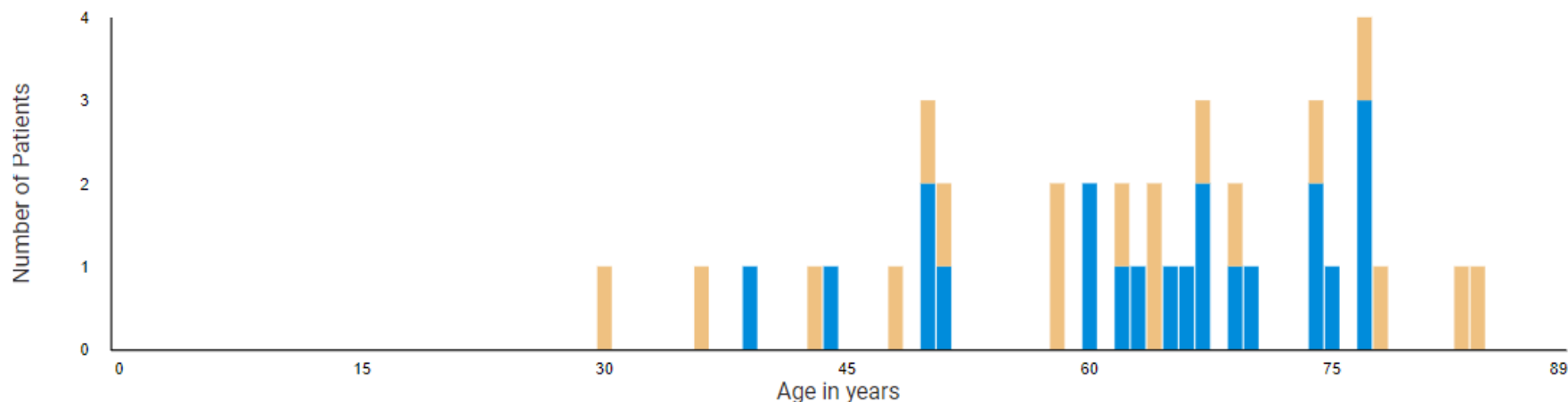


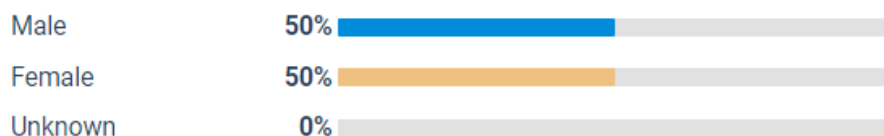
Figure 4d. Demographics Among Black or African American Patients with Severe COVID-19 and a History of Vaccination from January 1, 2021 - April 30, 2021



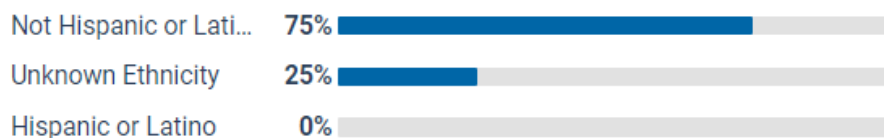
Patients 90 and Older: 1

Total Patients	Minimum Age	Maximum Age	Mean Age	Standard Deviation
40	30	90	63	14

Sex



Ethnicity



Race

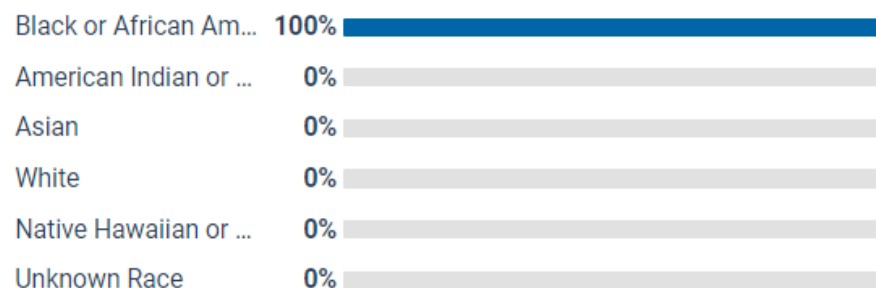
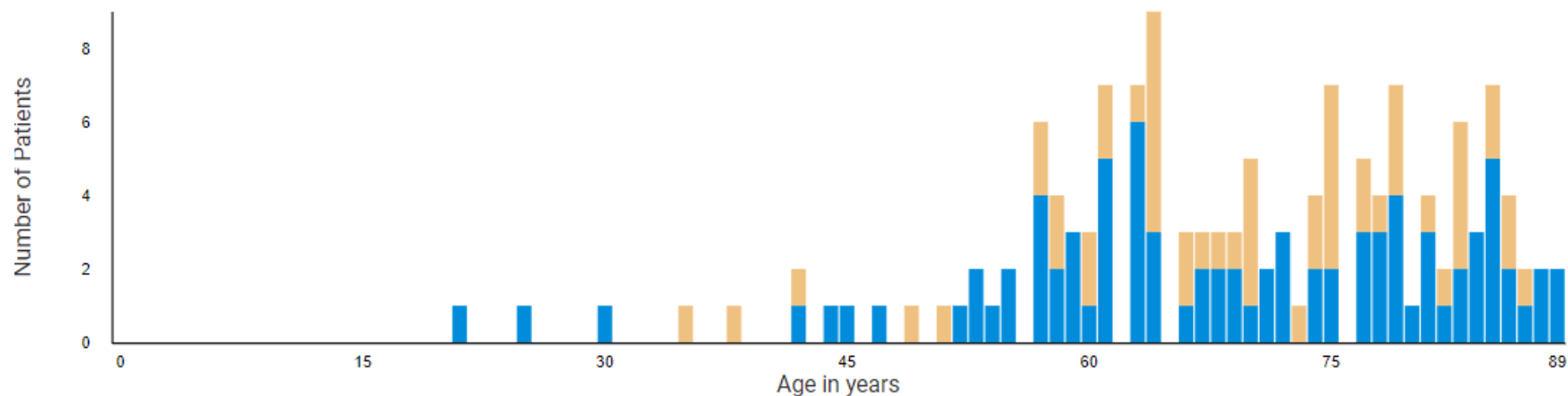


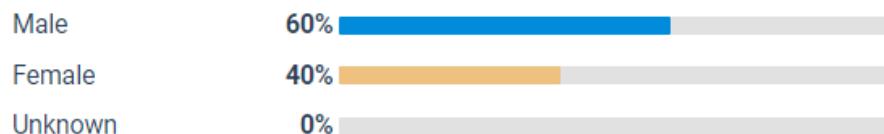
Figure 4e. Demographics Among White Patients with Severe COVID-19 and a History of Vaccination from January 1, 2021 - April 30, 2021



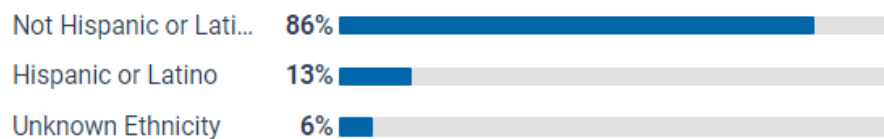
Patients 90 and Older: 10

Total Patients	Minimum Age	Maximum Age	Mean Age	Standard Deviation
150	21	90	70	14

Sex



Ethnicity



Race

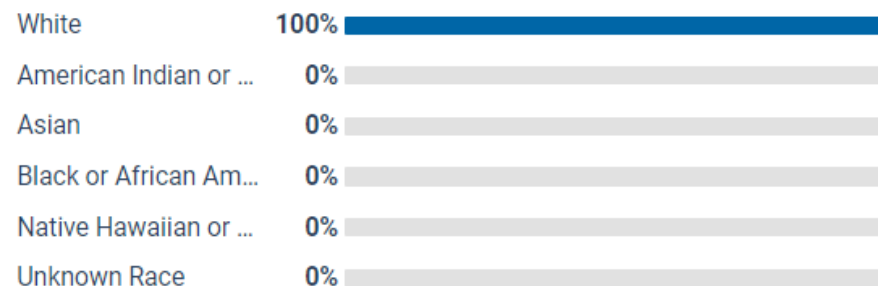
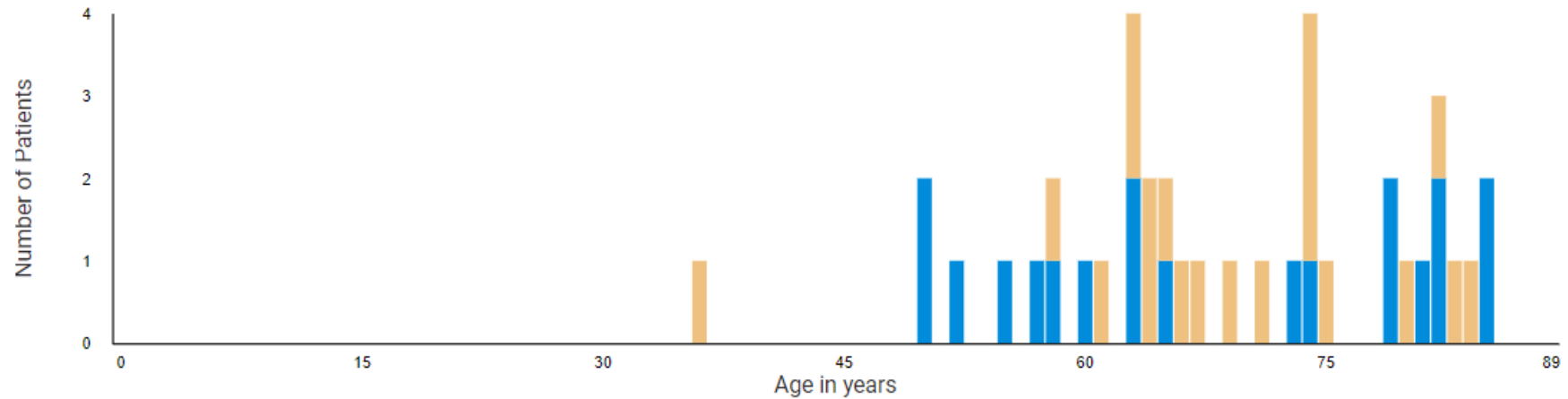


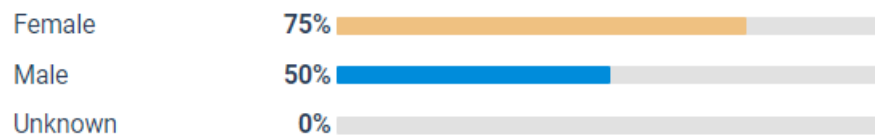
Figure 4f. Demographics Among Unknown Race or Unknown Ethnicity Patients with Severe COVID-19 and a History of Vaccination from January 1, 2021 - April 30, 2021



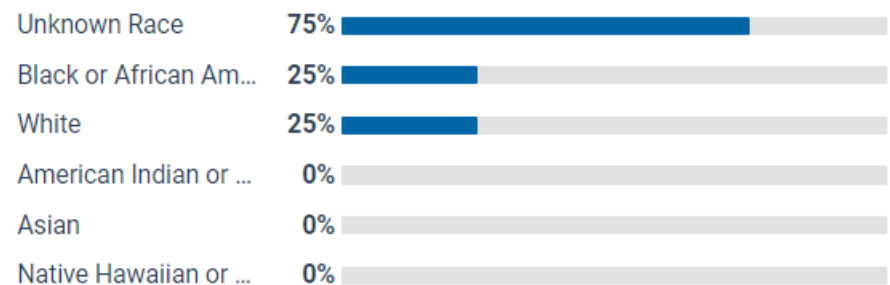
Patients 90 and Older: 1

Total Patients	Minimum Age	Maximum Age	Mean Age	Standard Deviation
40	36	90	69	12

Sex



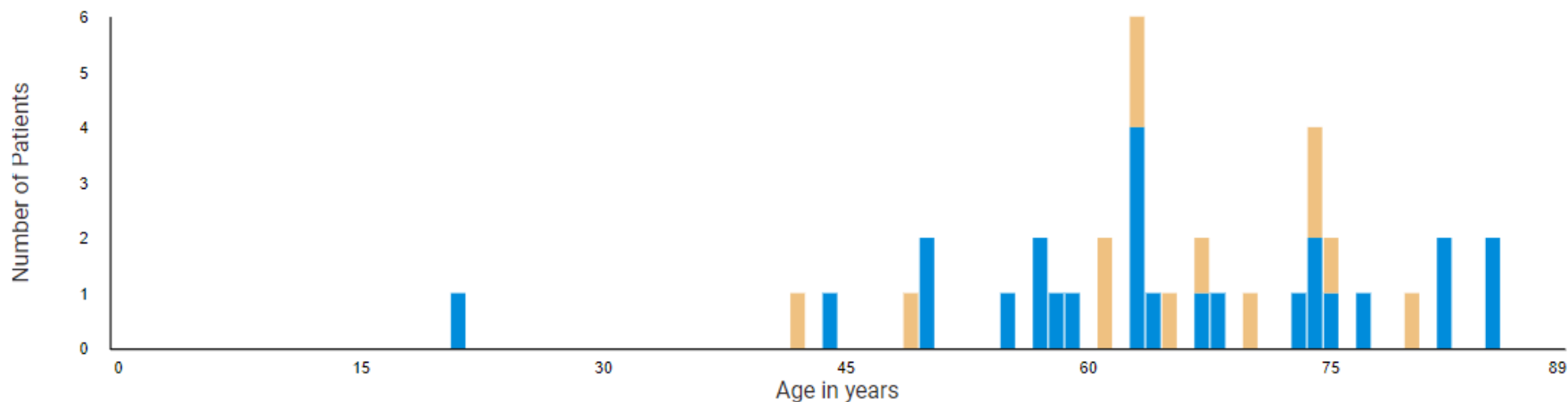
Race



Ethnicity



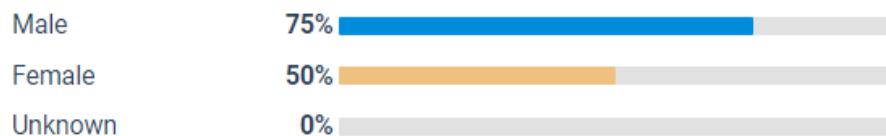
Figure 4g. Demographics Among Hispanic/Latino Patients with Severe COVID-19 and a History of Vaccination from January 1, 2021 - April 30, 2021



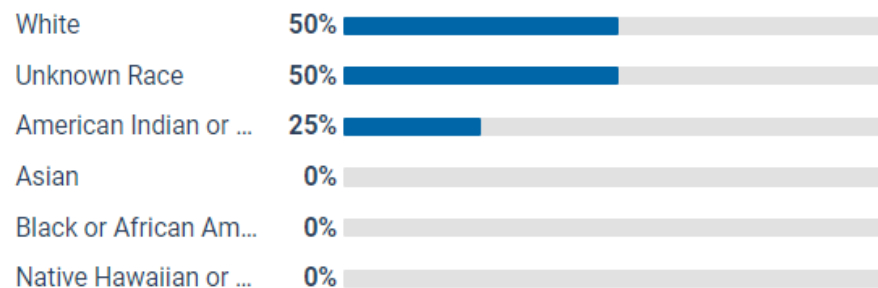
Patients 90 and Older: 2

Total Patients	Minimum Age	Maximum Age	Mean Age	Standard Deviation
40	21	90	66	14

Sex



Race



Ethnicity


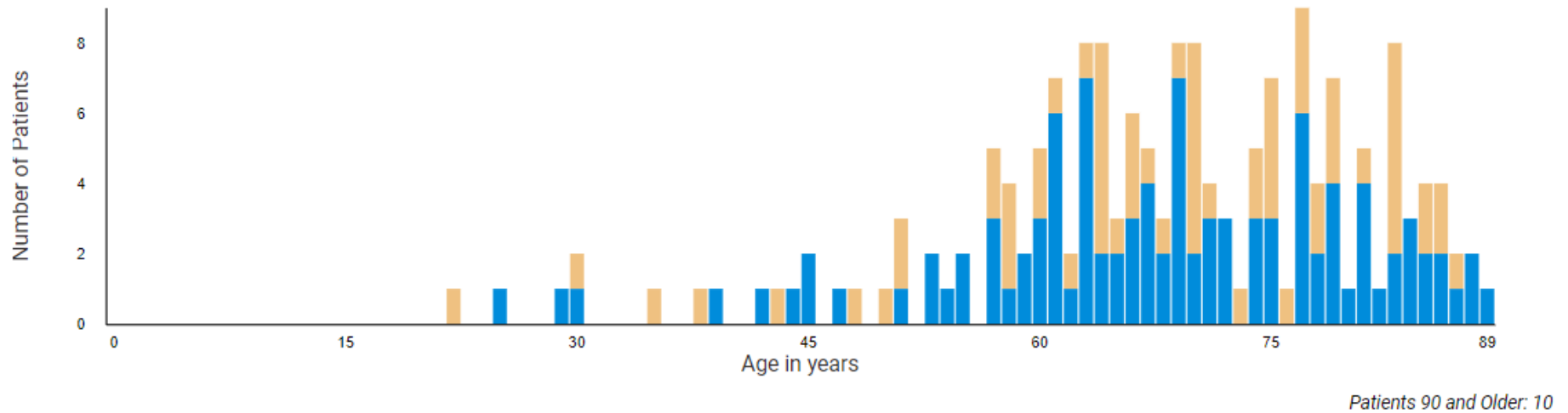
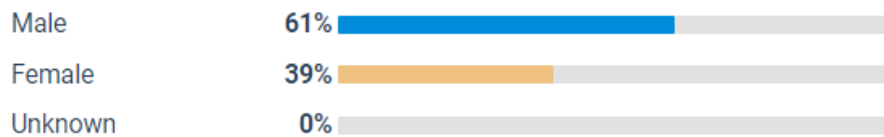


Figure 4h. Demographics Among Non-Hispanic/Latino Patients with Severe COVID-19 and a History of Vaccination from January 1, 2021 - April 30, 2021

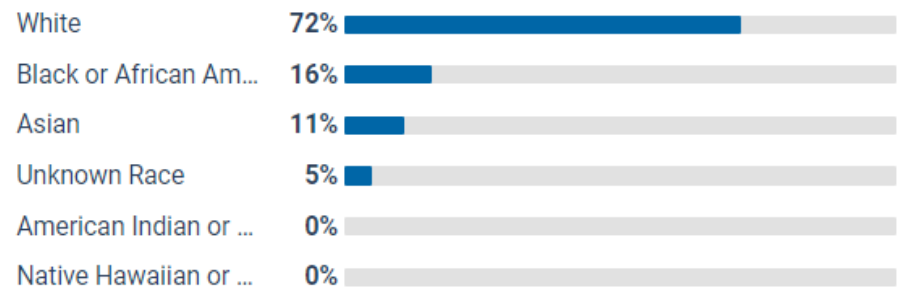


Total Patients	Minimum Age	Maximum Age	Mean Age	Standard Deviation
180	22	90	69	14

Sex



Race



Ethnicity




Figure 5a. Geographic Distribution of Patients Hospitalized with COVID-19 from January 1, 2021 to April 30, 2021, by Race/Ethnicity

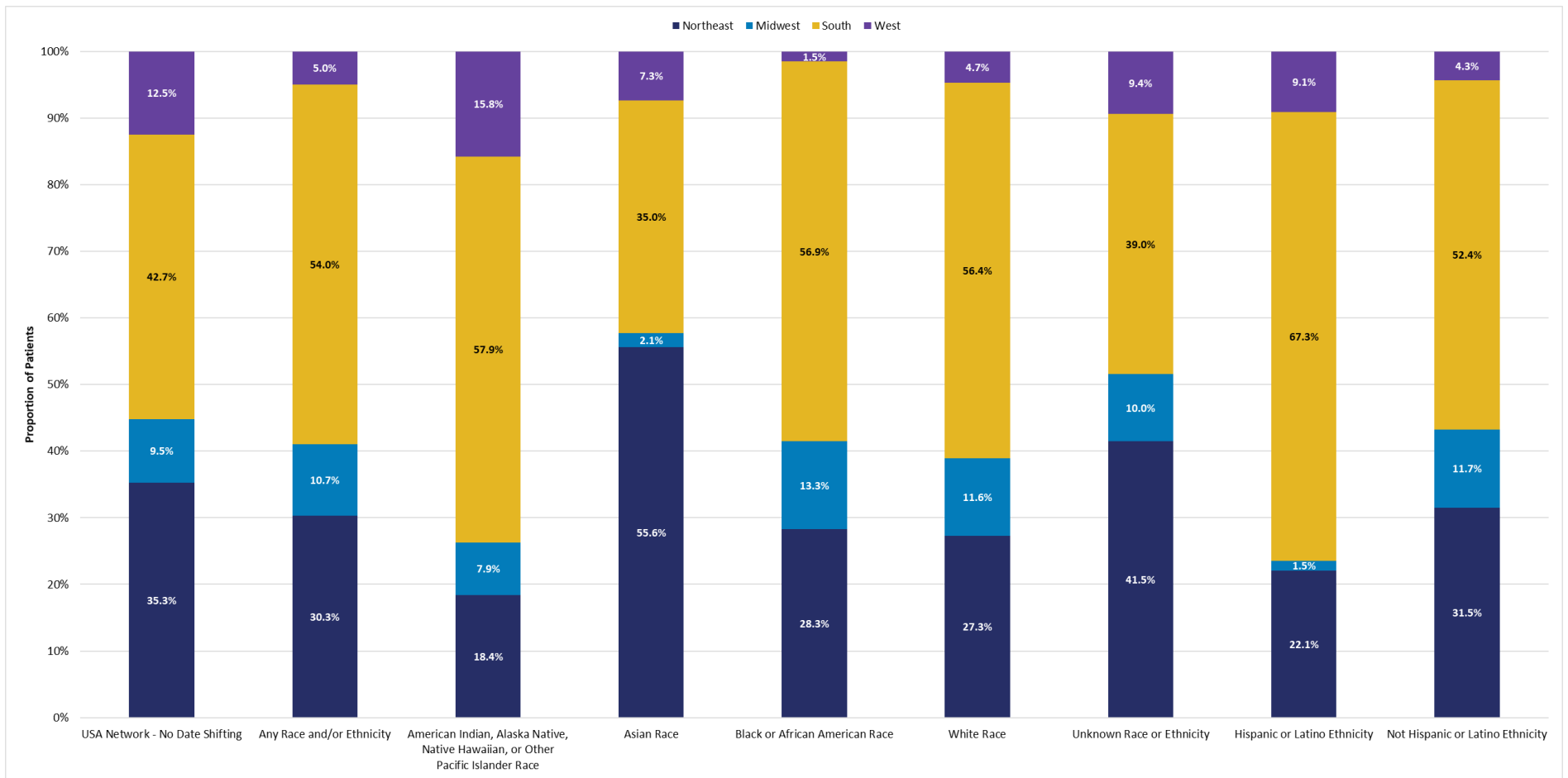


Figure 5b. Geographic Distribution of Patients Hospitalized with COVID-19 and a History of Vaccination from January 1, 2021 to April 30, 2021, by Race/Ethnicity

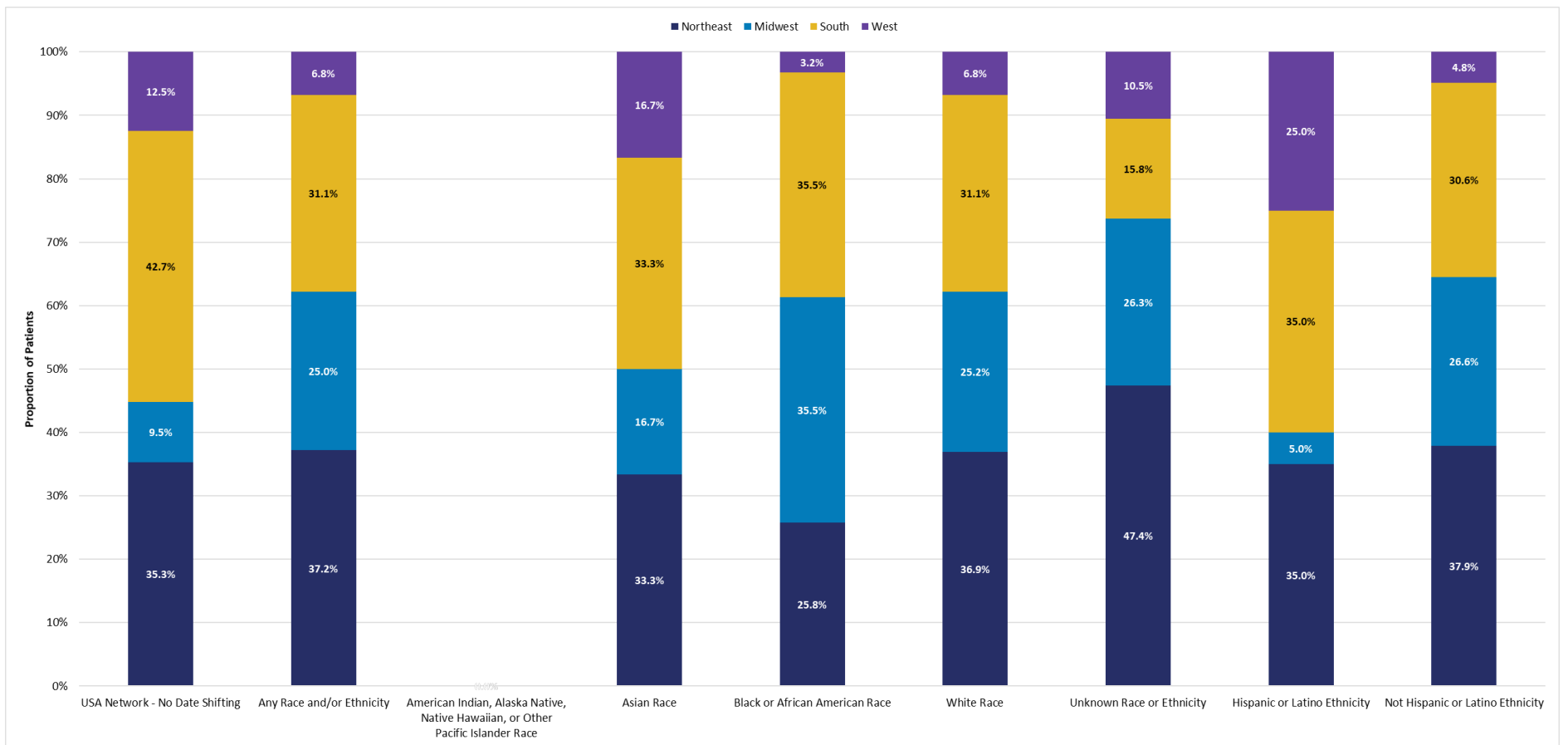


Figure 5c. Geographic Distribution of Patients with Severe COVID-19 from January 1, 2021 to April 30, 2021, by Race/Ethnicity

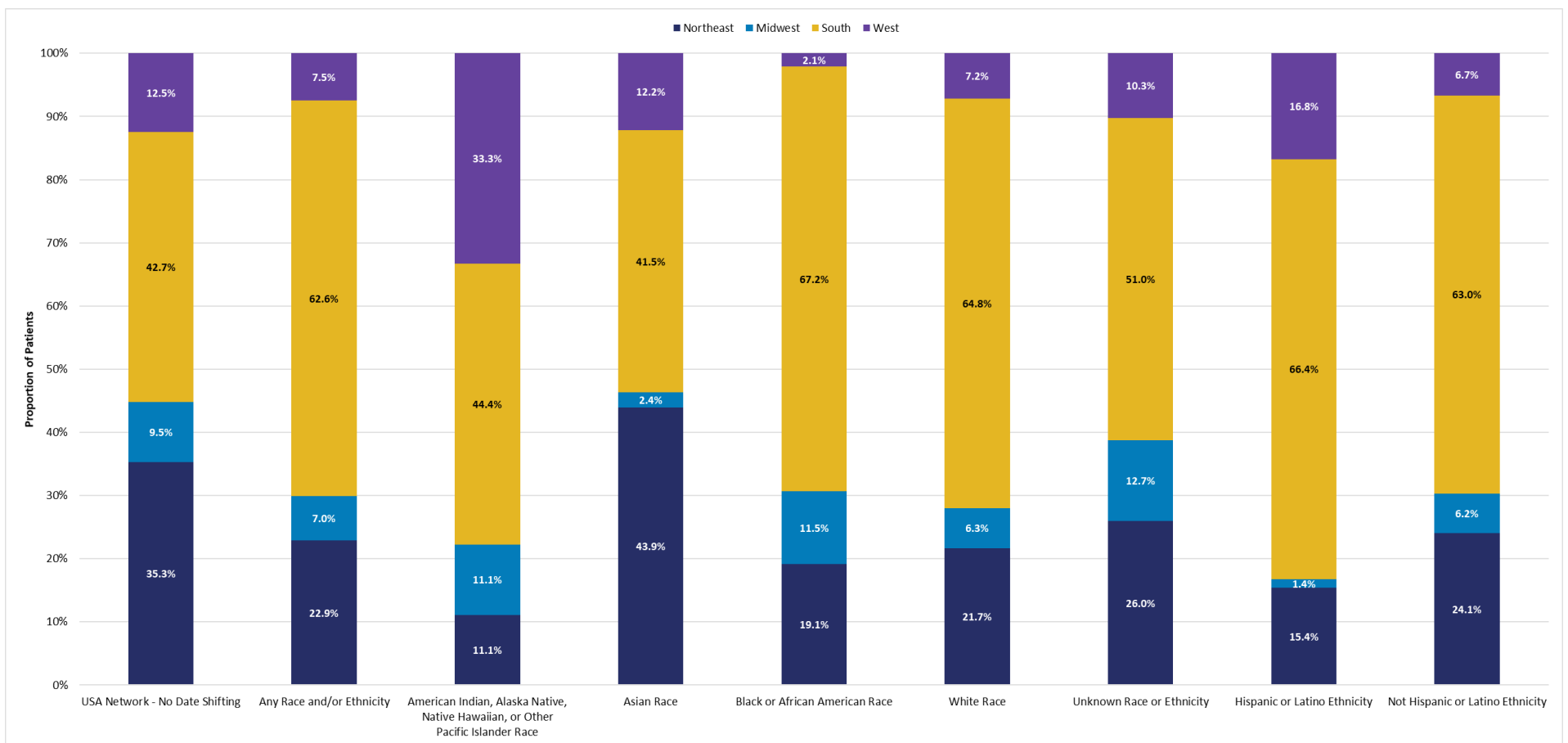
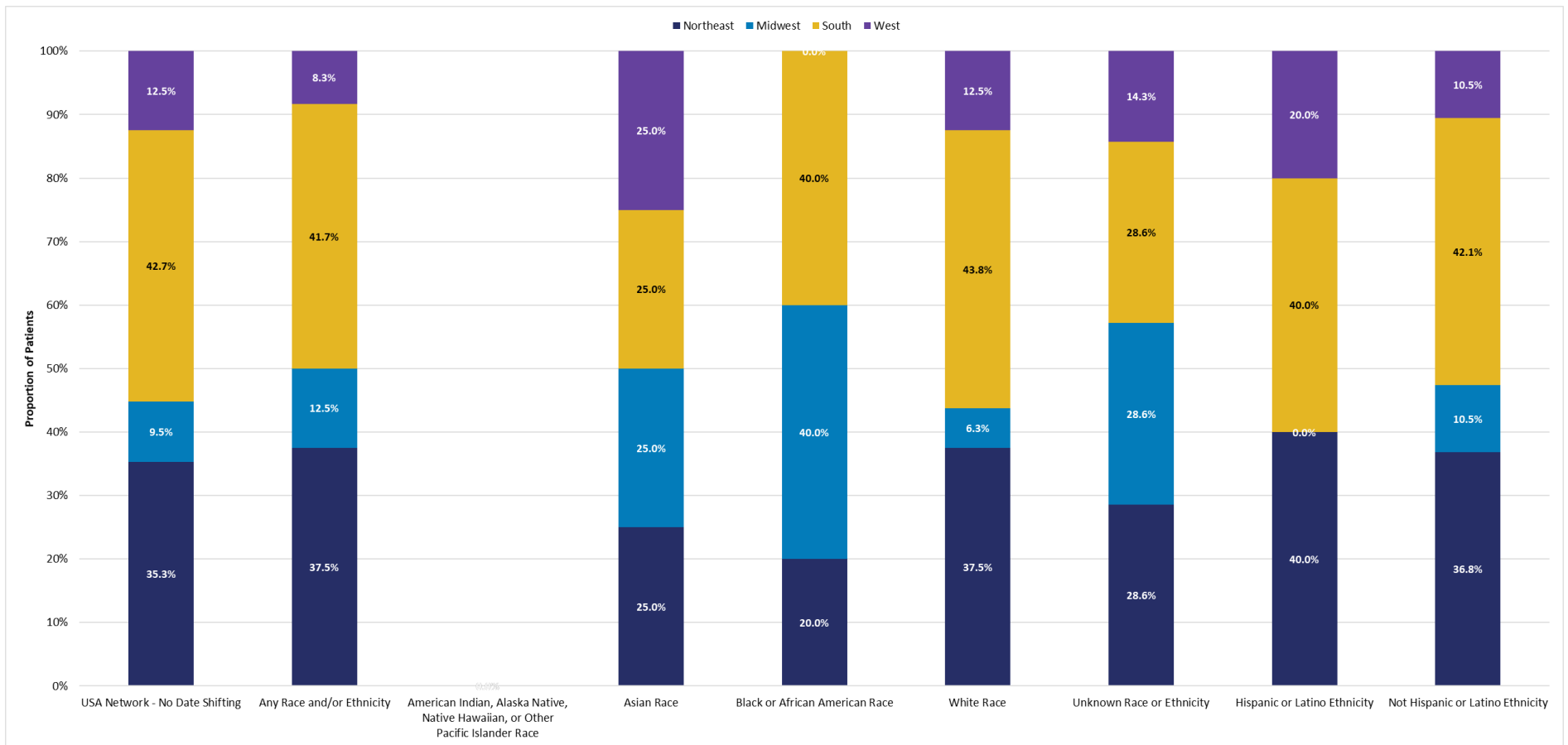


Figure 5d. Geographic Distribution of Patients with Severe COVID-19 and a History of Vaccination from January 1, 2021 to April 30, 2021, by Race/Ethnicity



Appendix A. List of International Classification of Diseases, Tenth Revision, Clinical Modification (ICD-10-CM) Diagnosis Codes, Healthcare Common Procedure Coding System (HCPCS), Current Procedural Terminology (CPT), and International Classification of Diseases, Tenth Revision, Procedure Coding System (ICD-10-PCS) Procedure Codes, RxNorm Medication Codes, TriNetX Laboratory (TNX:LAB) Codes, and Visit Terms Used to Define Cohorts in this Request

Code	Description	Code Category	Code Type	Filter
COVID-19				
U07.1	COVID-19	Diagnosis	ICD-10-CM	n/a
9088	SARS coronavirus 2 and related RNA [presence]		TNX:LAB	Positive
Hospitalization				
1013659	Hospital Inpatient Services	Procedure	CPT	n/a
1013699	Initial Inpatient Consultation Services	Procedure	CPT	n/a
1013729	Critical Care Services	Procedure	CPT	n/a
	Inpatient Encounter	Visit	Visit	n/a
	Inpatient Acute	Visit	Visit	n/a
	Inpatient Non-acute	Visit	Visit	n/a
	Short Stay	Visit	Visit	n/a
COVID-19 Vaccination				
213	SARS-CoV-2 (COVID-19) Vaccine	Medication	RxNorm	n/a
91300	Severe acute respiratory syndrome coronavirus 2 (SARS-CoV-2) (Coronavirus disease [COVID-19]) vaccine, mRNA-LNP, spike protein, preservative free, 30 mcg/0.3mL dosage, diluent reconstituted, for intramuscular use	Procedure	CPT	n/a
91301	Severe acute respiratory syndrome coronavirus 2 (SARS-CoV-2) (Coronavirus disease [COVID-19]) vaccine, mRNA-LNP, spike protein, preservative free, 100 mcg/0.5mL dosage, for intramuscular use	Procedure	CPT	n/a
91302	Severe acute respiratory syndrome coronavirus 2 (SARS-CoV-2) (coronavirus disease [COVID-19]) vaccine, DNA, spike protein, chimpanzee adenovirus Oxford 1 (ChAdOx1) vector, preservative free, 5x10 ¹⁰ viral particles/0.5mL dosage, for intramuscular use	Procedure	CPT	n/a
91303	Severe acute respiratory syndrome coronavirus 2 (SARS-CoV-2) (coronavirus disease [COVID-19]) vaccine, DNA, spike protein, adenovirus type 26 (Ad26) vector, preservative free, 5x10 ¹⁰ viral particles/0.5mL dosage, for intramuscular use	Procedure	CPT	n/a
91305	Severe acute respiratory syndrome coronavirus 2 (SARS-CoV-2) (coronavirus disease [COVID-19]) vaccine, mRNA-LNP, spike protein, preservative free, 30 mcg/0.3 mL dosage, tris-sucrose formulation, for intramuscular use	Procedure	CPT	n/a
91306	Severe acute respiratory syndrome coronavirus 2 (SARS-CoV-2) (coronavirus disease [COVID-19]) vaccine, mRNA-LNP, spike protein, preservative free, 50 mcg/0.25 mL dosage, for intramuscular use	Procedure	CPT	n/a
91307	Severe acute respiratory syndrome coronavirus 2 (SARS-CoV-2) (coronavirus disease [COVID-19]) vaccine, mRNA-LNP, spike protein, preservative free, 10 mcg/0.2 mL dosage, diluent reconstituted, tris-sucrose formulation, for intramuscular use	Procedure	CPT	n/a
XW013S6	Introduction of COVID-19 Vaccine Dose 1 into Subcutaneous Tissue, Percutaneous Approach, New Technology Group 6	Procedure	ICD-10-PCS	n/a

Appendix A. List of International Classification of Diseases, Tenth Revision, Clinical Modification (ICD-10-CM) Diagnosis Codes, Healthcare Common Procedure Coding System (HCPCS), Current Procedural Terminology (CPT), and International Classification of Diseases, Tenth Revision, Procedure Coding System (ICD-10-PCS) Procedure Codes, RxNorm Medication Codes, TriNetX Laboratory (TNX:LAB) Codes, and Visit Terms Used to Define Cohorts in this Request

Code	Description	Code		
		Category	Code Type	Filter
XW013T6	Introduction of COVID-19 Vaccine Dose 2 into Subcutaneous Tissue, Percutaneous Approach, New Technology Group 6	Procedure	ICD-10-PCS	n/a
XW013U6	Introduction of COVID-19 Vaccine into Subcutaneous Tissue, Percutaneous Approach, New Technology Group 6	Procedure	ICD-10-PCS	n/a
XW023S6	Introduction of COVID-19 Vaccine Dose 1 into Muscle, Percutaneous Approach, New Technology Group 6	Procedure	ICD-10-PCS	n/a
XW023T6	Introduction of COVID-19 Vaccine Dose 2 into Muscle, Percutaneous Approach, New Technology Group 6	Procedure	ICD-10-PCS	n/a
XW023U6	Introduction of COVID-19 Vaccine into Muscle, Percutaneous Approach, New Technology Group 6	Procedure	ICD-10-PCS	n/a
840534001	Administration of SARS-CoV-2 antigen vaccine	Procedure	CPT	n/a
Severe COVID-19				
Intensive Care Unit (ICU)				
G0390	Trauma response team associated with hospital critical care service	Procedure	HCPCS	n/a
G0509	Telehealth consultation, critical care, subsequent, physicians typically spend 50 minutes communicating with the patient and providers via telehealth	Procedure	HCPCS	n/a
G0508	Telehealth consultation, critical care, initial, physicians typically spend 60 minutes communicating with the patient and providers via telehealth	Procedure	HCPCS	n/a
99485	Supervision by a control physician of interfacility transport care of the critically ill or critically injured pediatric patient, 24 months of age or younger, includes two-way communication with transport team before transport, at the referring facility and during the transport, including data interpretation and report; first 30 minutes	Procedure	CPT	n/a
99486	Supervision by a control physician of interfacility transport care of the critically ill or critically injured pediatric patient, 24 months of age or younger, includes two-way communication with transport team before transport, at the referring facility and during the transport, including data interpretation and report; each additional 30 minutes (List separately in addition to code for primary procedure)	Procedure	CPT	n/a
99478	Subsequent intensive care, per day, for the evaluation and management of the recovering very low birth weight infant (present body weight less than 1500 grams)	Procedure	CPT	n/a
99479	Subsequent intensive care, per day, for the evaluation and management of the recovering low birth weight infant (present body weight of 1500-2500 grams)	Procedure	CPT	n/a
99480	Subsequent intensive care, per day, for the evaluation and management of the recovering infant (present body weight of 2501-5000 grams)	Procedure	CPT	n/a

Appendix A. List of International Classification of Diseases, Tenth Revision, Clinical Modification (ICD-10-CM) Diagnosis Codes, Healthcare Common Procedure Coding System (HCPCS), Current Procedural Terminology (CPT), and International Classification of Diseases, Tenth Revision, Procedure Coding System (ICD-10-PCS) Procedure Codes, RxNorm Medication Codes, TriNetX Laboratory (TNX:LAB) Codes, and Visit Terms Used to Define Cohorts in this Request

Code	Description	Code Category	Code Type	Filter
99472	Subsequent inpatient pediatric critical care, per day, for the evaluation and management of a critically ill infant or young child, 29 days through 24 months of age	Procedure	CPT	n/a
99476	Subsequent inpatient pediatric critical care, per day, for the evaluation and management of a critically ill infant or young child, 2 through 5 years of age	Procedure	CPT	n/a
99469	Subsequent inpatient neonatal critical care, per day, for the evaluation and management of a critically ill neonate, 28 days of age or younger	Procedure	CPT	n/a
0188T	Remote real-time interactive video-conferenced critical care, evaluation and management of the critically ill or critically injured patient; first 30-74 minutes	Procedure	CPT	n/a
0189T	Remote real-time interactive video-conferenced critical care, evaluation and management of the critically ill or critically injured patient; each additional 30 minutes (List separately in addition to code for primary service)	Procedure	CPT	n/a
99471	Initial inpatient pediatric critical care, per day, for the evaluation and management of a critically ill infant or young child, 29 days through 24 months of age	Procedure	CPT	n/a
99475	Initial inpatient pediatric critical care, per day, for the evaluation and management of a critically ill infant or young child, 2 through 5 years of age	Procedure	CPT	n/a
99468	Initial inpatient neonatal critical care, per day, for the evaluation and management of a critically ill neonate, 28 days of age or younger	Procedure	CPT	n/a
99477	Initial hospital care, per day, for the evaluation and management of the neonate, 28 days of age or younger, who requires intensive observation, frequent interventions, and other intensive care services	Procedure	CPT	n/a
99291	Critical care, evaluation and management of the critically ill or critically injured patient; first 30-74 minutes	Procedure	CPT	n/a
99292	Critical care, evaluation and management of the critically ill or critically injured patient; each additional 30 minutes (List separately in addition to code for primary service)	Procedure	CPT	n/a
99466	Critical care face-to-face services, during an interfacility transport of critically ill or critically injured pediatric patient, 24 months of age or younger; first 30-74 minutes of hands-on care during transport	Procedure	CPT	n/a
99467	Critical care face-to-face services, during an interfacility transport of critically ill or critically injured pediatric patient, 24 months of age or younger; each additional 30 minutes (List separately in addition to code for primary service)	Procedure	CPT	n/a

Extracorporeal Membrane Oxygenation (ECMO)

Appendix A. List of International Classification of Diseases, Tenth Revision, Clinical Modification (ICD-10-CM) Diagnosis Codes, Healthcare Common Procedure Coding System (HCPCS), Current Procedural Terminology (CPT), and International Classification of Diseases, Tenth Revision, Procedure Coding System (ICD-10-PCS) Procedure Codes, RxNorm Medication Codes, TriNetX Laboratory (TNX:LAB) Codes, and Visit Terms Used to Define Cohorts in this Request

Code	Description	Code Category	Code Type	Filter
33989	Removal of left heart vent by thoracic incision (eg, sternotomy, thoracotomy) for ECMO/ECLS	Procedure	CPT	n/a
33988	Insertion of left heart vent by thoracic incision (eg, sternotomy, thoracotomy) for ECMO/ECLS	Procedure	CPT	n/a
33957	Extracorporeal membrane oxygenation (ECMO)/extracorporeal life support (ECLS) provided by physician; reposition peripheral (arterial and/or venous) cannula(e), percutaneous, birth through 5 years of age (includes fluoroscopic guidance, when performed)	Procedure	CPT	n/a
33958	Extracorporeal membrane oxygenation (ECMO)/extracorporeal life support (ECLS) provided by physician; reposition peripheral (arterial and/or venous) cannula(e), percutaneous, 6 years and older (includes fluoroscopic guidance, when performed)	Procedure	CPT	n/a
33959	Extracorporeal membrane oxygenation (ECMO)/extracorporeal life support (ECLS) provided by physician; reposition peripheral (arterial and/or venous) cannula(e), open, birth through 5 years of age (includes fluoroscopic guidance, when performed)	Procedure	CPT	n/a
33962	Extracorporeal membrane oxygenation (ECMO)/extracorporeal life support (ECLS) provided by physician; reposition peripheral (arterial and/or venous) cannula(e), open, 6 years and older (includes fluoroscopic guidance, when performed)	Procedure	CPT	n/a
33963	Extracorporeal membrane oxygenation (ECMO)/extracorporeal life support (ECLS) provided by physician; reposition of central cannula(e) by sternotomy or thoracotomy, birth through 5 years of age (includes fluoroscopic guidance, when performed)	Procedure	CPT	n/a
33964	Extracorporeal membrane oxygenation (ECMO)/extracorporeal life support (ECLS) provided by physician; reposition central cannula(e) by sternotomy or thoracotomy, 6 years and older (includes fluoroscopic guidance, when performed)	Procedure	CPT	n/a
33965	Extracorporeal membrane oxygenation (ECMO)/extracorporeal life support (ECLS) provided by physician; removal of peripheral (arterial and/or venous) cannula(e), percutaneous, birth through 5 years of age	Procedure	CPT	n/a
33966	Extracorporeal membrane oxygenation (ECMO)/extracorporeal life support (ECLS) provided by physician; removal of peripheral (arterial and/or venous) cannula(e), percutaneous, 6 years and older	Procedure	CPT	n/a
33969	Extracorporeal membrane oxygenation (ECMO)/extracorporeal life support (ECLS) provided by physician; removal of peripheral (arterial and/or venous) cannula(e), open, birth through 5 years of age	Procedure	CPT	n/a
33984	Extracorporeal membrane oxygenation (ECMO)/extracorporeal life support (ECLS) provided by physician; removal of peripheral (arterial and/or venous) cannula(e), open, 6 years and older	Procedure	CPT	n/a

Appendix A. List of International Classification of Diseases, Tenth Revision, Clinical Modification (ICD-10-CM) Diagnosis Codes, Healthcare Common Procedure Coding System (HCPCS), Current Procedural Terminology (CPT), and International Classification of Diseases, Tenth Revision, Procedure Coding System (ICD-10-PCS) Procedure Codes, RxNorm Medication Codes, TriNetX Laboratory (TNX:LAB) Codes, and Visit Terms Used to Define Cohorts in this Request

Code	Description	Code Category	Code Type	Filter
33985	Extracorporeal membrane oxygenation (ECMO)/extracorporeal life support (ECLS) provided by physician; removal of central cannula(e) by sternotomy or thoracotomy, birth through 5 years of age	Procedure	CPT	n/a
33986	Extracorporeal membrane oxygenation (ECMO)/extracorporeal life support (ECLS) provided by physician; removal of central cannula(e) by sternotomy or thoracotomy, 6 years and older	Procedure	CPT	n/a
33951	Extracorporeal membrane oxygenation (ECMO)/extracorporeal life support (ECLS) provided by physician; insertion of peripheral (arterial and/or venous) cannula(e), percutaneous, birth through 5 years of age (includes fluoroscopic guidance, when performed)	Procedure	CPT	n/a
33952	Extracorporeal membrane oxygenation (ECMO)/extracorporeal life support (ECLS) provided by physician; insertion of peripheral (arterial and/or venous) cannula(e), percutaneous, 6 years and older (includes fluoroscopic guidance, when performed)	Procedure	CPT	n/a
33953	Extracorporeal membrane oxygenation (ECMO)/extracorporeal life support (ECLS) provided by physician; insertion of peripheral (arterial and/or venous) cannula(e), open, birth through 5 years of age	Procedure	CPT	n/a
33954	Extracorporeal membrane oxygenation (ECMO)/extracorporeal life support (ECLS) provided by physician; insertion of peripheral (arterial and/or venous) cannula(e), open, 6 years and older	Procedure	CPT	n/a
33955	Extracorporeal membrane oxygenation (ECMO)/extracorporeal life support (ECLS) provided by physician; insertion of central cannula(e) by sternotomy or thoracotomy, birth through 5 years of age	Procedure	CPT	n/a
33956	Extracorporeal membrane oxygenation (ECMO)/extracorporeal life support (ECLS) provided by physician; insertion of central cannula(e) by sternotomy or thoracotomy, 6 years and older	Procedure	CPT	n/a
33946	Extracorporeal membrane oxygenation (ECMO)/extracorporeal life support (ECLS) provided by physician; initiation, veno-venous	Procedure	CPT	n/a
33947	Extracorporeal membrane oxygenation (ECMO)/extracorporeal life support (ECLS) provided by physician; initiation, veno-arterial	Procedure	CPT	n/a
33948	Extracorporeal membrane oxygenation (ECMO)/extracorporeal life support (ECLS) provided by physician; daily management, each day, veno-venous	Procedure	CPT	n/a
33949	Extracorporeal membrane oxygenation (ECMO)/extracorporeal life support (ECLS) provided by physician; daily management, each day, veno-arterial	Procedure	CPT	n/a
33987	Arterial exposure with creation of graft conduit (eg, chimney graft) to facilitate arterial perfusion for ECMO/ECLS (List separately in addition to code for primary procedure)	Procedure	CPT	n/a
5A15223	Extracorporeal Membrane Oxygenation, Continuous	Procedure	ICD-10-PCS	n/a
5A1522F	Extracorporeal Oxygenation, Membrane, Central	Procedure	ICD-10-PCS	n/a

Appendix A. List of International Classification of Diseases, Tenth Revision, Clinical Modification (ICD-10-CM) Diagnosis Codes, Healthcare Common Procedure Coding System (HCPCS), Current Procedural Terminology (CPT), and International Classification of Diseases, Tenth Revision, Procedure Coding System (ICD-10-PCS) Procedure Codes, RxNorm Medication Codes, TriNetX Laboratory (TNX:LAB) Codes, and Visit Terms Used to Define Cohorts in this Request

Code	Description	Code		
		Category	Code Type	Filter
5A1522G	Extracorporeal Oxygenation, Membrane, Peripheral Venous-arterial	Procedure	ICD-10-PCS	n/a
5A1522H	Extracorporeal Oxygenation, Membrane, Peripheral Venous-venous	Procedure	ICD-10-PCS	n/a
5A15A2F	Extracorporeal Oxygenation, Membrane, Central, Intraoperative	Procedure	ICD-10-PCS	n/a
5A15A2G	Extracorporeal Oxygenation, Membrane, Peripheral Venous-arterial, Intraoperative	Procedure	ICD-10-PCS	n/a
5A15A2H	Extracorporeal Oxygenation, Membrane, Peripheral Venous-venous, Intraoperative	Procedure	ICD-10-PCS	n/a
Mechanical Ventilation				
31500	Intubation, endotracheal, emergency procedure	Procedure	CPT	n/a
A0396	ALS specialized service disposable supplies; esophageal intubation	Procedure	HCPCS	n/a
94004	Ventilation assist and management, initiation of pressure or volume preset ventilators for assisted or controlled breathing; nursing facility, per day	Procedure	CPT	n/a
94002	Ventilation assist and management, initiation of pressure or volume preset ventilators for assisted or controlled breathing; hospital inpatient/observation, initial day	Procedure	CPT	n/a
94003	Ventilation assist and management, initiation of pressure or volume preset ventilators for assisted or controlled breathing; hospital inpatient/observation, each subsequent day	Procedure	CPT	n/a
A4483	Moisture exchanger, disposable, for use with invasive mechanical ventilation	Procedure	HCPCS	n/a
E0481	Intrapulmonary percussive ventilation system and related accessories	Procedure	HCPCS	n/a
94662	Continuous negative pressure ventilation (CNP), initiation and management	Procedure	CPT	n/a
09HN7BZ	Insertion of Airway into Nasopharynx, Via Natural or Artificial Opening	Procedure	ICD-10-PCS	n/a
09HN8BZ	Insertion of Airway into Nasopharynx, Via Natural or Artificial Opening Endoscopic	Procedure	ICD-10-PCS	n/a
0BH13EZ	Insertion of Endotracheal Airway into Trachea, Percutaneous Approach	Procedure	ICD-10-PCS	n/a
0BH17EZ	Insertion of Endotracheal Airway into Trachea, Via Natural or Artificial Opening	Procedure	ICD-10-PCS	n/a
0BH18EZ	Insertion of Endotracheal Airway into Trachea, Via Natural or Artificial Opening Endoscopic	Procedure	ICD-10-PCS	n/a
0CHY7BZ	Insertion of Airway into Mouth and Throat, Via Natural or Artificial Opening	Procedure	ICD-10-PCS	n/a
0CHY8BZ	Insertion of Airway into Mouth and Throat, Via Natural or Artificial Opening Endoscopic	Procedure	ICD-10-PCS	n/a
0DH57BZ	Insertion of Airway into Esophagus, Via Natural or Artificial Opening	Procedure	ICD-10-PCS	n/a
0DH58BZ	Insertion of Airway into Esophagus, Via Natural or Artificial Opening Endoscopic	Procedure	ICD-10-PCS	n/a

Appendix A. List of International Classification of Diseases, Tenth Revision, Clinical Modification (ICD-10-CM) Diagnosis Codes, Healthcare Common Procedure Coding System (HCPCS), Current Procedural Terminology (CPT), and International Classification of Diseases, Tenth Revision, Procedure Coding System (ICD-10-PCS) Procedure Codes, RxNorm Medication Codes, TriNetX Laboratory (TNX:LAB) Codes, and Visit Terms Used to Define Cohorts in this Request

Code	Description	Code		
		Category	Code Type	Filter
0WHQ73Z	Insertion of Infusion Device into Respiratory Tract, Via Natural or Artificial Opening	Procedure	ICD-10-PCS	n/a
0WHQ7YZ	Insertion of Other Device into Respiratory Tract, Via Natural or Artificial Opening	Procedure	ICD-10-PCS	n/a
5A09357	Assistance with Respiratory Ventilation, Less than 24 Consecutive Hours, Continuous Positive Airway Pressure	Procedure	ICD-10-PCS	n/a
5A09457	Assistance with Respiratory Ventilation, 24-96 Consecutive Hours, Continuous Positive Airway Pressure	Procedure	ICD-10-PCS	n/a
5A09557	Assistance with Respiratory Ventilation, Greater than 96 Consecutive Hours, Continuous Positive Airway Pressure	Procedure	ICD-10-PCS	n/a
5A1935Z	Respiratory Ventilation, Less than 24 Consecutive Hours	Procedure	ICD-10-PCS	n/a
5A1945Z	Respiratory Ventilation, 24-96 Consecutive Hours	Procedure	ICD-10-PCS	n/a
5A1955Z	Respiratory Ventilation, Greater than 96 Consecutive Hours	Procedure	ICD-10-PCS	n/a

Appendix B. List of Healthcare Common Procedure Coding System (HCPCS) and International Classification of Diseases, Tenth Revision, Procedure Coding System (ICD-10-PCS) Procedure Codes, and RxNorm Medication Codes Used to Define Outcomes in this Request

Code	Description	Code Category	Code Type	Filter
Remdesivir				
2284718	Remdesivir	Medication	RxNorm	n/a
XW033E5	Introduction of Remdesivir Anti-infective into Peripheral Vein, Percutaneous Approach, New Technology Group 5	Procedure	ICD-10-PCS	n/a
XW043E5	Introduction of Remdesivir Anti-infective into Central Vein, Percutaneous Approach, New Technology Group 5	Procedure	ICD-10-PCS	n/a
Systemic Glucocorticoids				
8640	Prednisone	Medication	RxNorm	n/a
3264	Dexamethasone	Medication	RxNorm	Unknown, oral, & injectable
6902	Methylprednisolone	Medication	RxNorm	Unknown, oral, & injectable
8638	Prednisolone	Medication	RxNorm	Unknown, oral, & injectable
1514	Betamethasone	Medication	RxNorm	Oral & injectable
2878	Cortisone	Medication	RxNorm	
41126	Fluticasone	Medication	RxNorm	
25255	Formoterol	Medication	RxNorm	
5492	Hydrocortisone	Medication	RxNorm	Oral & injectable
108118	Mometasone	Medication	RxNorm	
10759	Triamcinolone	Medication	RxNorm	Oral & injectable
Baricitinib				
2047232	Baricitinib	Medication	RxNorm	n/a
XW0DXM6	Introduction of baricitinib into mouth and pharynx, external approach, new technology group 6	Procedure	ICD-10-PCS	n/a
XW0G7M6	Introduction of baricitinib into upper GI, via natural or artificial opening, new technology group 6	Procedure	ICD-10-PCS	n/a
XW0H7M6	Introduction of baricitinib into lower GI, via natural or artificial opening, new technology group 6	Procedure	ICD-10-PCS	n/a
COVID-19 Convalescent Plasma				
XW13325	Transfusion of Convalescent Plasma (Nonautologous) into Peripheral Vein, Percutaneous Approach, New Technology Group 5	Procedure	ICD-10-PCS	n/a
XW14325	Transfusion of Convalescent Plasma (Nonautologous) into Central Vein, Percutaneous Approach, New Technology Group 5	Procedure	ICD-10-PCS	n/a
IL-1 Inhibitors				
72435	Anakinra	Medication	RxNorm	n/a
853491	Canakinumab	Medication	RxNorm	n/a
Tocilizumab				
612864	Tocilizumab	Medication	RxNorm	n/a

Appendix B. List of Healthcare Common Procedure Coding System (HCPCS) and International Classification of Diseases, Tenth Revision, Procedure Coding System (ICD-10-PCS) Procedure Codes, and RxNorm Medication Codes Used to Define Outcomes in this Request

Code	Description	Code Category	Code Type	Filter
Bamlanivimab				
2463114	Bamlanivimab	Medication	RxNorm	n/a
M0239	Intravenous infusion, bamlanivimab-xxxx, includes infusion and post administration monitoring	Procedure	HCPCS	n/a
Q0239	Injection, bamlanivimab-xxxx, 700 mg	Procedure	HCPCS	n/a
XW033F6	Introduction of bamlanivimab monoclonal antibody into peripheral vein, percutaneous approach, new technology group 6	Procedure	ICD-10-PCS	n/a
XW043F6	Introduction of bamlanivimab monoclonal antibody into central vein, percutaneous approach, new technology group 6	Procedure	ICD-10-PCS	n/a
Bamlanivimab/Etesevimab				
M0245	Intravenous infusion, bamlanivimab and etesevimab, includes infusion and post administration monitoring	Procedure	HCPCS	n/a
Q0245	Injection, bamlanivimab and etesevimab, 2100 mg	Procedure	HCPCS	n/a
Casirivimab/Imdevimab				
2465242	Casirivimab	Medication	RxNorm	n/a
2465249	Imdevimab	Medication	RxNorm	n/a
M0243	Intravenous infusion, casirivimab and imdevimab includes infusion and post administration monitoring	Procedure	HCPCS	n/a
Q0243	Injection, casirivimab and imdevimab, 2400 mg	Procedure	HCPCS	n/a
M0244	Intravenous infusion, casirivimab and imdevimab includes infusion and post administration monitoring the home or residence; this includes a beneficiary's home that has been made provider based to the hospital during the covid 19 public health emergency	Procedure	HCPCS	n/a
Sotrovimab				
2550731	Sotrovimab	Medication	RxNorm	n/a
M0247	Intravenous infusion, sotrovimab, includes infusion and post administration monitoring	Procedure	HCPCS	n/a
Q0247	Injection, sotrovimab, 500 mg		HCPCS	n/a

Appendix C. Specifications Defining Query Builder Cohorts in this Request

Overall	American Indian or Alaska Native, or Native Hawaiian or Other Pacific Islander	Asian
Cohort 1a: Hospitalized with COVID - Overall	Cohort 1b: Hospitalized with COVID - American Indian/Alaska Native, or Native Hawaiian/Other Pacific Islander	Cohort 1c: Hospitalized with COVID - Asian
Group 1: Time Restrictions	Ungrouped Terms:	Ungrouped Terms:
Subgroup 1A:	<i>Must Have:</i>	<i>Must Have:</i>
<i>Must Have :</i>	American Indian/Alaska Native OR Native Hawaiian/Other Pacific Islander	Asian
Positive SARS-COV-2 test OR U07.1 COVID diagnosis 1/1/2021 - 4/30/2021		
AND Subgroup 1B:	Group 1: Time Restrictions	Group 1: Time Restrictions
<i>Must Have :</i>	Subgroup 1A:	Subgroup 1A:
Hospitalization [-3, 3] from Any Instance of COVID (1A)	<i>Must Have :</i>	<i>Must Have :</i>
	Positive SARS-COV-2 test OR U07.1 COVID diagnosis 1/1/2021 - 4/30/2021	Positive SARS-COV-2 test OR U07.1 COVID diagnosis 1/1/2021 - 4/30/2021
Cohort 2a: Hospitalized with COVID and Vaccine - Overall	AND Subgroup 1B:	AND Subgroup 1B:
Group 1: Time Restrictions	<i>Must Have :</i>	<i>Must Have :</i>
Subgroup 1A:	Hospitalization [-3, 3] from Any Instance of COVID (1A)	Hospitalization [-3, 3] from Any Instance of COVID (1A)
<i>Must Have :</i>	Cohort 2b: Hospitalized with COVID and Vaccine - American Indian/Alaska Native, or Native Hawaiian/Other Pacific Islander	Cohort 2c: Hospitalized with COVID and Vaccine - Asian
Positive SARS-COV-2 test OR U07.1 COVID diagnosis 1/1/2021 - 4/30/2021	Ungrouped Terms:	Ungrouped Terms:
AND Subgroup 1B:	<i>Must Have:</i>	<i>Must Have:</i>
<i>Must Have :</i>	American Indian/Alaska Native OR Native Hawaiian/Other Pacific Islander	Asian
Hospitalization [-3, 3] from Any Instance of COVID (1A)	Group 1: Time Restrictions	Group 1: Time Restrictions
Group 2: Time Restrictions	Subgroup 1A:	Subgroup 1A:
Subgroup 2A:	<i>Must Have :</i>	<i>Must Have :</i>
<i>Must Have :</i>	Positive SARS-COV-2 test OR U07.1 COVID diagnosis 1/1/2021 - 4/30/2021	Positive SARS-COV-2 test OR U07.1 COVID diagnosis 1/1/2021 - 4/30/2021
Positive SARS-COV-2 test OR U07.1 COVID diagnosis 1/1/2021 - 4/30/2021	AND Subgroup 1B:	AND Subgroup 1B:
AND Subgroup 2B:	<i>Must Have :</i>	<i>Must Have :</i>
<i>Must Have :</i>	Hospitalization [-3, 3] from Any Instance of COVID (1A)	Hospitalization [-3, 3] from Any Instance of COVID (1A)
COVID-19 vaccination [Ever, -1] days before Any Instance of COVID (2A)	Group 2: Time Restrictions	Group 2: Time Restrictions
Cohort 3a: Severe COVID - Overall	Subgroup 2A:	Subgroup 2A:
Group 1: Time Restrictions	<i>Must Have :</i>	<i>Must Have :</i>
Subgroup 1A:	Positive SARS-COV-2 test OR U07.1 COVID diagnosis 1/1/2021 - 4/30/2021	Positive SARS-COV-2 test OR U07.1 COVID diagnosis 1/1/2021 - 4/30/2021
<i>Must Have :</i>	AND Subgroup 2B:	AND Subgroup 2B:

Appendix C. Specifications Defining Query Builder Cohorts in this Request

Overall	American Indian or Alaska Native, or Native Hawaiian or Other Pacific Islander	Asian
Positive SARS-COV-2 test OR U07.1 COVID diagnosis AND Subgroup 1B:	<i>Must Have :</i>	<i>Must Have :</i>
<i>Must Have :</i>	COVID-19 vaccination [Ever, -1] days before Any Instance of COVID (2A)	COVID-19 vaccination [Ever, -1] days before Any Instance of COVID (2A)
ICU or ECMO or Mechanical Ventilation [0, 7] days after Any Instance of COVID (1A)	Cohort 3b: Severe COVID - American Indian/Alaska Native, or Native Hawaiian/Other Pacific Islander	Cohort 3c: Severe COVID - Asian
Cohort 4a: Severe COVID and Vaccine- Overall	Ungrouped Terms:	Ungrouped Terms:
<i>Must Have :</i>	<i>Must Have:</i>	<i>Must Have:</i>
Group 1: Time Restrictions	American Indian/Alaska Native OR Native Hawaiian/Other Pacific Islander	Asian
Subgroup 1A:	Group 1: Time Restrictions	Group 1: Time Restrictions
<i>Must Have :</i>	Subgroup 1A:	Subgroup 1A:
Positive SARS-COV-2 test OR U07.1 COVID diagnosis AND Subgroup 1B:	<i>Must Have :</i>	<i>Must Have :</i>
<i>Must Have :</i>	Positive SARS-COV-2 test OR 1/1/2021 - 4/30/2021 U07.1 COVID diagnosis	Positive SARS-COV-2 test OR 1/1/2021 - 4/30/2021 U07.1 COVID diagnosis
ICU or ECMO or Mechanical Ventilation [0, 7] days after Any Instance of COVID (1A)	AND Subgroup 1B:	AND Subgroup 1B:
<i>Must Have :</i>	<i>Must Have :</i>	<i>Must Have :</i>
Group 2: Time Restrictions	ICU or ECMO or Mechanical Ventilation [0, 7] days after Any Instance of COVID (1A)	ICU or ECMO or Mechanical Ventilation [0, 7] days after Any Instance of COVID (1A)
Subgroup 2A:	Cohort 4b: Severe COVID and Vaccine - American Indian/Alaska Native, or Native Hawaiian/Other Pacific Islander	Cohort 4c: Severe COVID and Vaccine - Asian
<i>Must Have :</i>	Ungrouped Terms:	Ungrouped Terms:
Positive SARS-COV-2 test OR U07.1 COVID diagnosis AND Subgroup 2B:	<i>Must Have:</i>	<i>Must Have:</i>
<i>Must Have :</i>	American Indian/Alaska Native OR Native Hawaiian/Other Pacific Islander	Asian
<i>Must Have :</i>	Group 1: Time Restrictions	Group 1: Time Restrictions
COVID-19 vaccination [Ever, -1] days before Any Instance of COVID (2A)	Subgroup 1A:	Subgroup 1A:
	<i>Must Have :</i>	<i>Must Have :</i>
	Positive SARS-COV-2 test OR 1/1/2021 - 4/30/2021 U07.1 COVID diagnosis	Positive SARS-COV-2 test OR 1/1/2021 - 4/30/2021 U07.1 COVID diagnosis
	AND Subgroup 1B:	AND Subgroup 1B:
	<i>Must Have :</i>	<i>Must Have :</i>
	ICU or ECMO or Mechanical Ventilation [0, 7] days after Any Instance of COVID (1A)	ICU or ECMO or Mechanical Ventilation [0, 7] days after Any Instance of COVID (1A)
	Group 2: Time Restrictions	Group 2: Time Restrictions
	Subgroup 2A:	Subgroup 2A:
	<i>Must Have :</i>	<i>Must Have :</i>
	Positive SARS-COV-2 test OR 1/1/2021 - 4/30/2021 U07.1 COVID diagnosis	Positive SARS-COV-2 test OR 1/1/2021 - 4/30/2021 U07.1 COVID diagnosis

Appendix C. Specifications Defining Query Builder Cohorts in this Request

Overall

American Indian or Alaska Native, or Native Hawaiian or Other Pacific Islander

Asian

AND Subgroup 2B:	
<i>Must Have :</i>	
COVID-19 vaccination	[Ever, -1] days before Any Instance of COVID (2A)

AND Subgroup 2B:	
<i>Must Have :</i>	
COVID-19 vaccination	[Ever, -1] days before Any Instance of COVID (2A)

Appendix C. Specifications Defining Query Builder Cohorts in this Request

Black or African American	White	Unknown Race/Ethnicity
Cohort 1d: Hospitalized with COVID - Black or African American	Cohort 1e: Hospitalized with COVID - White	Cohort 1f: Hospitalized with COVID - Unknown
Ungrouped Terms:	Ungrouped Terms:	Ungrouped Terms:
<i>Must Have:</i> Black or African American	<i>Must Have:</i> White	<i>Cannot Have:</i> (American Indian AND hispanic) OR (American Indian AND non-hispanic) OR (Native Hawaiian AND hispanic) OR (Native Hawaiian AND non-hispanic) OR (asian AND hispanic) OR (asian AND non-hispanic) OR (black AND hispanic) OR (black AND non-hispanic) OR (white AND hispanic) OR (white AND non-hispanic)
Group 1: Time Restrictions	Group 1: Time Restrictions	Group 1: Time Restrictions
Subgroup 1A:	Subgroup 1A:	Subgroup 1A:
<i>Must Have :</i> Positive SARS-COV-2 test OR 1/1/2021 - 4/30/2021 U07.1 COVID diagnosis	<i>Must Have :</i> Positive SARS-COV-2 test OR 1/1/2021 - 4/30/2021 U07.1 COVID diagnosis	<i>Must Have :</i> Positive SARS-COV-2 test OR U07.1 1/1/2021 - 4/30/2021 COVID diagnosis
AND Subgroup 1B:	AND Subgroup 1B:	AND Subgroup 1B:
<i>Must Have :</i> Hospitalization [-3, 3] from Any Instance of COVID (1A)	<i>Must Have :</i> Hospitalization [-3, 3] from Any Instance of COVID (1A)	<i>Must Have :</i> Hospitalization [-3, 3] from Any Instance of COVID (1A)
Cohort 2d: Hospitalized with COVID and Vaccine - Black or African American	Cohort 2e: Hospitalized with COVID and Vaccine - White	Cohort 2f: Hospitalized with COVID and Vaccine - Unknown
Ungrouped Terms:	Ungrouped Terms:	Ungrouped Terms:
<i>Must Have:</i> Black or African American	<i>Must Have:</i> White	<i>Cannot Have:</i> American Indian/Alaska Native OR Asian OR Black/African American OR Native Hawaiian/Other Pacific Islander OR White OR Hispanic OR Non-Hispanic
Group 1: Time Restrictions	Group 1: Time Restrictions	Group 1: Time Restrictions
Subgroup 1A:	Subgroup 1A:	Subgroup 1A:
<i>Must Have :</i> Positive SARS-COV-2 test OR 1/1/2021 - 4/30/2021 U07.1 COVID diagnosis	<i>Must Have :</i> Positive SARS-COV-2 test OR 1/1/2021 - 4/30/2021 U07.1 COVID diagnosis	<i>Must Have :</i> Positive SARS-COV-2 test OR U07.1 1/1/2021 - 4/30/2021 COVID diagnosis
AND Subgroup 1B:	AND Subgroup 1B:	AND Subgroup 1B:
<i>Must Have :</i> Hospitalization [-3, 3] from Any Instance of COVID (1A)	<i>Must Have :</i> Hospitalization [-3, 3] from Any Instance of COVID (1A)	<i>Must Have :</i> Hospitalization [-3, 3] from Any Instance of COVID (1A)
Group 2: Time Restrictions	Group 2: Time Restrictions	Group 2: Time Restrictions
Subgroup 2A:	Subgroup 2A:	Subgroup 2A:
<i>Must Have :</i> Positive SARS-COV-2 test OR 1/1/2021 - 4/30/2021 U07.1 COVID diagnosis	<i>Must Have :</i> Positive SARS-COV-2 test OR 1/1/2021 - 4/30/2021 U07.1 COVID diagnosis	<i>Must Have :</i> Positive SARS-COV-2 test OR U07.1 1/1/2021 - 4/30/2021 COVID diagnosis
AND Subgroup 2B:	AND Subgroup 2B:	AND Subgroup 2B:

Appendix C. Specifications Defining Query Builder Cohorts in this Request

Black or African American	White	Unknown Race/Ethnicity
<i>Must Have :</i> COVID-19 vaccination [Ever, -1] days before Any Instance of COVID (2A)	<i>Must Have :</i> COVID-19 vaccination [Ever, -1] days before Any Instance of COVID (2A)	<i>Must Have :</i> COVID-19 vaccination [Ever, -1] days before Any Instance of COVID (2A)
Cohort 3d: Severe COVID - Black or African American	Cohort 3e: Severe COVID - White	Cohort 3f: Severe COVID - Unknown
Ungrouped Terms:	Ungrouped Terms:	Ungrouped Terms:
<i>Must Have:</i> Black or African American	<i>Must Have:</i> White	<i>Cannot Have:</i> American Indian/Alaska Native OR Asian OR Black/African American OR Native Hawaiian/Other Pacific Islander OR White OR Hispanic OR Non-Hispanic
Group 1: Time Restrictions	Group 1: Time Restrictions	Group 1: Time Restrictions
Subgroup 1A:	Subgroup 1A:	Subgroup 1A:
<i>Must Have :</i> Positive SARS-COV-2 test OR U07.1 COVID diagnosis 1/1/2021 - 4/30/2021	<i>Must Have :</i> Positive SARS-COV-2 test OR U07.1 COVID diagnosis 1/1/2021 - 4/30/2021	<i>Must Have :</i> Positive SARS-COV-2 test OR U07.1 COVID diagnosis 1/1/2021 - 4/30/2021
AND Subgroup 1B:	AND Subgroup 1B:	AND Subgroup 1B:
<i>Must Have :</i> ICU or ECMO or Mechanical Ventilation [0, 7] days after Any Instance of COVID (1A)	<i>Must Have :</i> ICU or ECMO or Mechanical Ventilation [0, 7] days after Any Instance of COVID (1A)	<i>Must Have :</i> ICU or ECMO or Mechanical Ventilation [0, 7] days after Any Instance of COVID (1A)
Cohort 4d: Severe COVID and Vaccine - Black or African American	Cohort 4e: Severe COVID and Vaccine - White	Cohort 4f: Severe COVID and Vaccine - Unknown
Ungrouped Terms:	Ungrouped Terms:	Ungrouped Terms:
<i>Must Have:</i> Black or African American	<i>Must Have:</i> White	<i>Cannot Have:</i> American Indian/Alaska Native OR Asian OR Black/African American OR Native Hawaiian/Other Pacific Islander OR White OR Hispanic OR Non-Hispanic
Group 1: Time Restrictions	Group 1: Time Restrictions	Group 1: Time Restrictions
Subgroup 1A:	Subgroup 1A:	Subgroup 1A:
<i>Must Have :</i> Positive SARS-COV-2 test OR U07.1 COVID diagnosis 1/1/2021 - 4/30/2021	<i>Must Have :</i> Positive SARS-COV-2 test OR U07.1 COVID diagnosis 1/1/2021 - 4/30/2021	<i>Must Have :</i> Positive SARS-COV-2 test OR U07.1 COVID diagnosis 1/1/2021 - 4/30/2021
AND Subgroup 1B:	AND Subgroup 1B:	AND Subgroup 1B:
<i>Must Have :</i> ICU or ECMO or Mechanical Ventilation [0, 7] days after Any Instance of COVID (1A)	<i>Must Have :</i> ICU or ECMO or Mechanical Ventilation [0, 7] days after Any Instance of COVID (1A)	<i>Must Have :</i> ICU or ECMO or Mechanical Ventilation [0, 7] days after Any Instance of COVID (1A)
Group 2: Time Restrictions	Group 2: Time Restrictions	Group 2: Time Restrictions
Subgroup 2A:	Subgroup 2A:	Subgroup 2A:
<i>Must Have :</i> Positive SARS-COV-2 test OR U07.1 COVID diagnosis 1/1/2021 - 4/30/2021	<i>Must Have :</i> Positive SARS-COV-2 test OR U07.1 COVID diagnosis 1/1/2021 - 4/30/2021	<i>Must Have :</i> Positive SARS-COV-2 test OR U07.1 COVID diagnosis 1/1/2021 - 4/30/2021

Appendix C. Specifications Defining Query Builder Cohorts in this Request

Black or African American	White	Unknown Race/Ethnicity
<p>AND Subgroup 2B:</p> <p><i>Must Have :</i></p> <p>COVID-19 vaccination [Ever, -1] days before Any Instance of COVID (2A)</p>	<p>AND Subgroup 2B:</p> <p><i>Must Have :</i></p> <p>COVID-19 vaccination [Ever, -1] days before Any Instance of COVID (2A)</p>	<p>AND Subgroup 2B:</p> <p><i>Must Have :</i></p> <p>COVID-19 vaccination [Ever, -1] days before Any Instance of COVID (2A)</p>

Appendix C. Specifications Defining Query Builder Cohorts in this Request

Hispanic	Non-Hispanic
Cohort 1g: Hospitalized with COVID - Hispanic	Cohort 1h: Hospitalized with COVID - Non-Hispanic
Ungrouped Terms:	Ungrouped Terms:
<i>Must Have:</i> Hispanic	<i>Must Have:</i> Non-Hispanic
Group 1: Time Restrictions	Group 1: Time Restrictions
Subgroup 1A:	Subgroup 1A:
<i>Must Have :</i> Positive SARS-COV-2 test OR 1/1/2021 - 4/30/2021 U07.1 COVID diagnosis	<i>Must Have :</i> Positive SARS-COV-2 test OR 1/1/2021 - 4/30/2021 U07.1 COVID diagnosis
AND Subgroup 1B:	AND Subgroup 1B:
<i>Must Have :</i> Hospitalization [-3, 3] from Any Instance of COVID (1A)	<i>Must Have :</i> Hospitalization [-3, 3] from Any Instance of COVID (1A)
Cohort 2g: Hospitalized with COVID and Vaccine - Hispanic	Cohort 2h: Hospitalized with COVID and Vaccine - Non-Hispanic
Ungrouped Terms:	Ungrouped Terms:
<i>Must Have:</i> Hispanic	<i>Must Have:</i> Non-Hispanic
Group 1: Time Restrictions	Group 1: Time Restrictions
Subgroup 1A:	Subgroup 1A:
<i>Must Have :</i> Positive SARS-COV-2 test OR 1/1/2021 - 4/30/2021 U07.1 COVID diagnosis	<i>Must Have :</i> Positive SARS-COV-2 test OR 1/1/2021 - 4/30/2021 U07.1 COVID diagnosis
AND Subgroup 1B:	AND Subgroup 1B:
<i>Must Have :</i> Hospitalization [-3, 3] from Any Instance of COVID (1A)	<i>Must Have :</i> Hospitalization [-3, 3] from Any Instance of COVID (1A)
Group 2: Time Restrictions	Group 2: Time Restrictions
Subgroup 2A:	Subgroup 2A:
<i>Must Have :</i> Positive SARS-COV-2 test OR 1/1/2021 - 4/30/2021 U07.1 COVID diagnosis	<i>Must Have :</i> Positive SARS-COV-2 test OR 1/1/2021 - 4/30/2021 U07.1 COVID diagnosis
AND Subgroup 2B:	AND Subgroup 2B:

Appendix C. Specifications Defining Query Builder Cohorts in this Request

Hispanic	Non-Hispanic
<i>Must Have :</i> COVID-19 vaccination [Ever, -1] days before Any Instance of COVID (2A)	<i>Must Have :</i> COVID-19 vaccination [Ever, -1] days before Any Instance of COVID (2A)
Cohort 3g: Severe COVID - Hispanic	Cohort 3h: Severe COVID - Non-Hispanic
Ungrouped Terms:	Ungrouped Terms:
<i>Must Have:</i> Hispanic	<i>Must Have:</i> Non-Hispanic
Group 1: Time Restrictions	Group 1: Time Restrictions
Subgroup 1A:	Subgroup 1A:
<i>Must Have :</i> Positive SARS-COV-2 test OR 1/1/2021 - 4/30/2021 U07.1 COVID diagnosis	<i>Must Have :</i> Positive SARS-COV-2 test OR 1/1/2021 - 4/30/2021 U07.1 COVID diagnosis
AND Subgroup 1B:	AND Subgroup 1B:
<i>Must Have :</i> ICU or ECMO or Mechanical [0, 7] days after Any Instance of COVID (1A) Ventilation	<i>Must Have :</i> ICU or ECMO or Mechanical [0, 7] days after Any Instance of COVID (1A) Ventilation
Cohort 4g: Severe COVID and Vaccine - Hispanic	Cohort 4h: Severe COVID and Vaccine - Non-Hispanic
Ungrouped Terms:	Ungrouped Terms:
<i>Must Have:</i> Hispanic	<i>Must Have:</i> Non-Hispanic
Group 1: Time Restrictions	Group 1: Time Restrictions
Subgroup 1A:	Subgroup 1A:
<i>Must Have :</i> Positive SARS-COV-2 test OR 1/1/2021 - 4/30/2021 U07.1 COVID diagnosis	<i>Must Have :</i> Positive SARS-COV-2 test OR 1/1/2021 - 4/30/2021 U07.1 COVID diagnosis
AND Subgroup 1B:	AND Subgroup 1B:
<i>Must Have :</i> ICU or ECMO or Mechanical [0, 7] days after Any Instance of COVID (1A) Ventilation	<i>Must Have :</i> ICU or ECMO or Mechanical [0, 7] days after Any Instance of COVID (1A) Ventilation
Group 2: Time Restrictions	Group 2: Time Restrictions
Subgroup 2A:	Subgroup 2A:
<i>Must Have :</i> Positive SARS-COV-2 test OR 1/1/2021 - 4/30/2021 U07.1 COVID diagnosis	<i>Must Have :</i> Positive SARS-COV-2 test OR 1/1/2021 - 4/30/2021 U07.1 COVID diagnosis

Appendix C. Specifications Defining Query Builder Cohorts in this Request

Hispanic	Non-Hispanic
AND Subgroup 2B:	AND Subgroup 2B:
<i>Must Have :</i>	<i>Must Have :</i>
COVID-19 vaccination [Ever, -1] days before Any Instance of COVID (2A)	COVID-19 vaccination [Ever, -1] days before Any Instance of COVID (2A)

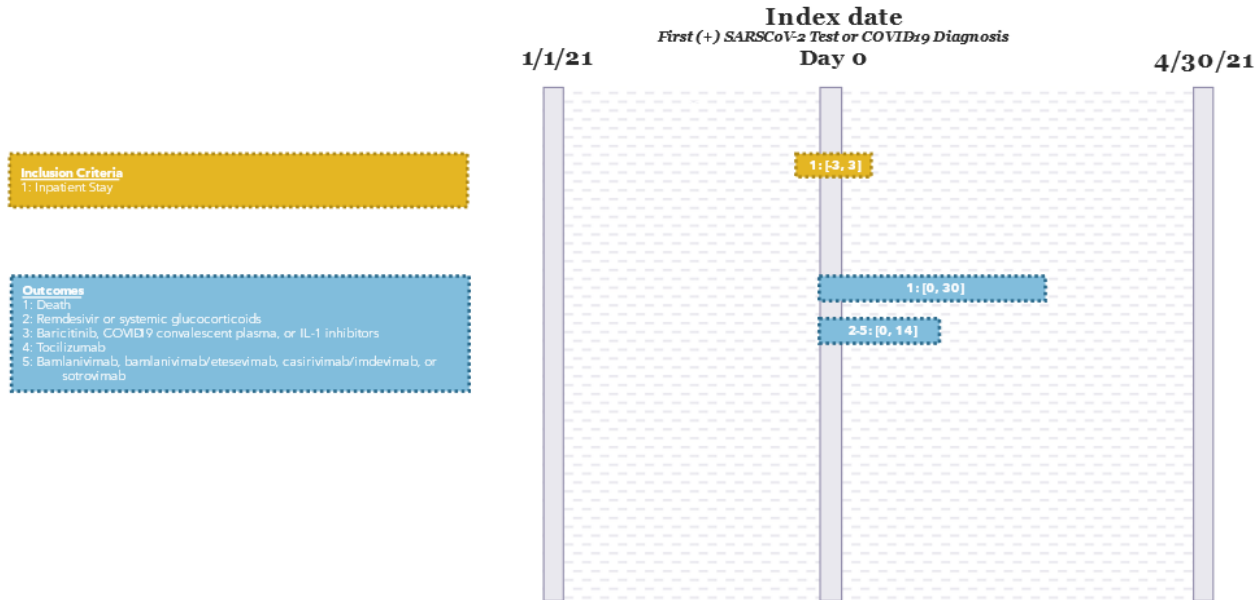
Appendix D. Specifications Defining Analytics Modules in this Request

#	Module	Analysis Type	Cohorts	Evaluation Window	Index on First Day Patient Has Met:	Outcomes
1	Compare Outcomes	Measures of Association	All cohorts	0-30 days	All cohort criteria	Death
2	Compare Outcomes	Measures of Association	All cohorts	0-14 days	All cohort criteria	1) Remdesivir or systemic glucocorticoids 2) Baricitinib, COVID-19 convalescent plasma, or IL-1 inhibitors 3) Tocilizumab 4) Bamlanivimab, bamlanivimab/etesevimab, casirivimab/imdevimab, or sotrovimab

Appendix E. Design Diagrams of Cohort Entry Requirements

“Hospitalized COVID-19”

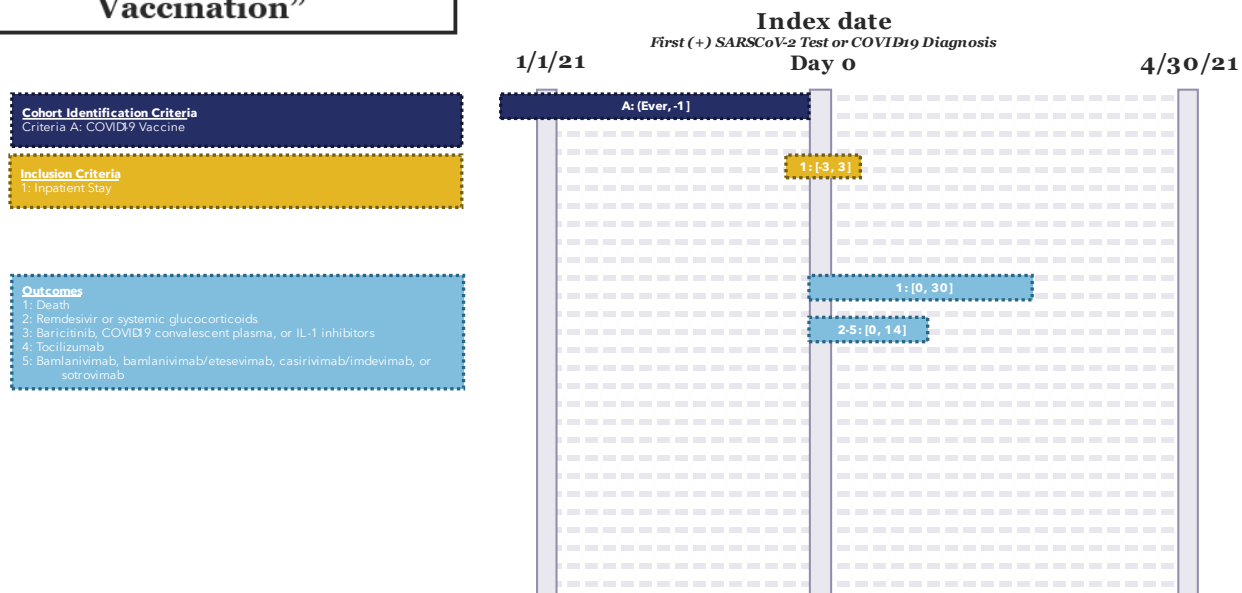
This cohort will be replicated for each race and each ethnicity group



NOTE: Data obtained from the TriNetX Live® platform, aggregated from 36 health care organizations (HCOs) in the USA No Date Shift Network. Events occurring outside of a given HCO may not be captured due to the fragmented nature of electronic health care data.

“Hospitalized COVID-19 with Vaccination”

This cohort will be replicated for each race and each ethnicity group

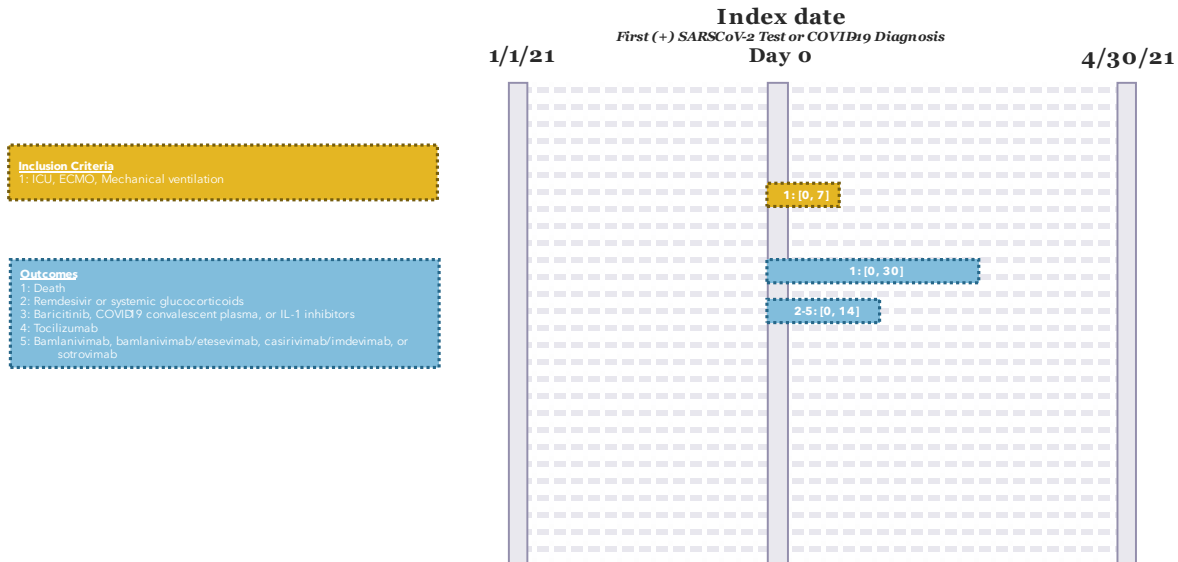


NOTE: Data obtained from the TriNetX Live® platform, aggregated from 36 health care organizations (HCOs) in the USA No Date Shift Network. Events occurring outside of a given HCO may not be captured due to the fragmented nature of electronic health care data.

Appendix E. Design Diagrams of Cohort Entry Requirements

“Severe COVID-19”

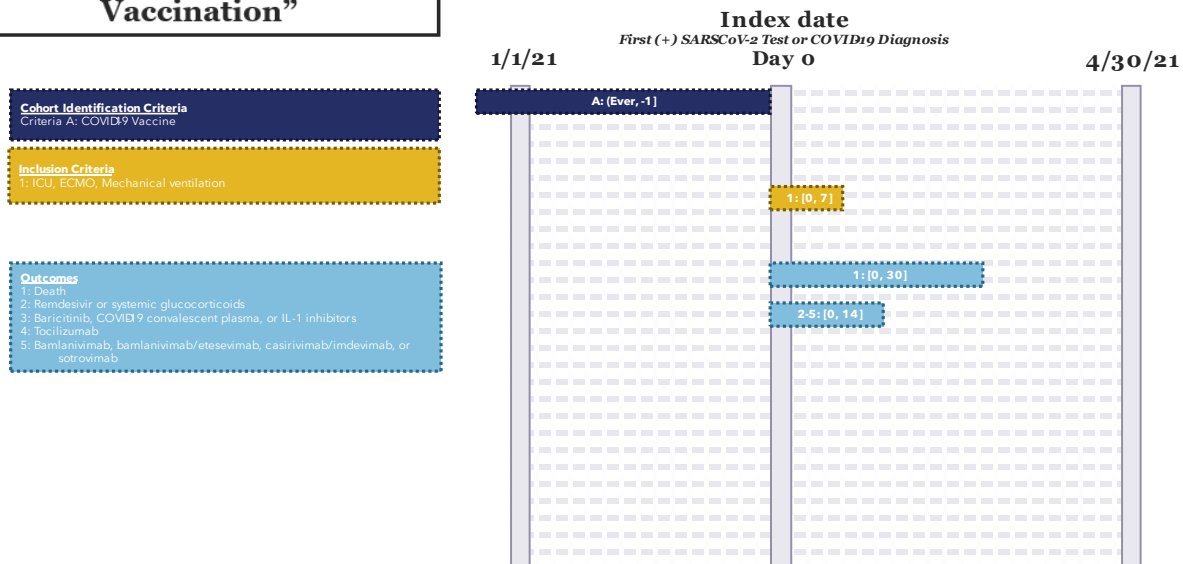
This cohort will be replicated for each race and each ethnicity group



NOTE: Data obtained from the TriNetX Live® platform, aggregated from 36 health care organizations (HCOs) in the USA No Date Shift Network. Events occurring outside of a given HCO may not be captured due to the fragmented nature of electronic health care data.

“Severe COVID-19 with Vaccination”

This cohort will be replicated for each race and each ethnicity group



NOTE: Data obtained from the TriNetX Live® platform, aggregated from 36 health care organizations (HCOs) in the USA No Date Shift Network. Events occurring outside of a given HCO may not be captured due to the fragmented nature of electronic health care data.